

# MONTEBELLO SERIES



Rich traditional design, meticulously hand-crafted. The Montebello Series features solid cherry, maple or walnut rims and moulding with bookmatched veneers accented by antiqued brass drawer pulls. Catalyzed varnish finish, mortise and tenon – groove and tenon construction, full extension file drawers with dovetail construction, center drawers with central locking in all desks are standard on this series. All items are available in a choice of 14 cherry, mahogany, maple and walnut finishes.

# MONTEBELLO SERIES

---

## Finishes Available

### Walnut

Natural Walnut



Richleigh Walnut



Royal Walnut



Empire Walnut



Old World Mahogany



Crescent Cherry on Walnut



Espresso



### Cherry

Natural Cherry



Amber Cherry



Cinnamon Cherry



Collector's Cherry



Mocha Cherry



Mahogany on Cherry



### Maple

Sunrise Maple



\*\*The finishes shown on this page have been reproduced as accurately as possible, however, due to the printing process some finishes may vary slightly from the actual finish samples originally photographed. In addition, due to the nature of wood, it is possible that some slight variations in color and grain character may occur naturally (which is the beauty of a natural product). Wood finish chips are available for each of the above finishes if requested (please call customer service).

# MONTEBELLO SERIES



## Options Available

HPL	Matching high pressure laminate substituted for wood top - Contact customer service for matching finish selections	\$	N/C
BW	Burl walnut top	\$	2253
MBC	Madrone burl top (cherry species only)	\$	2223
LTH	Leather inlay (desk tops only) - Black, Brown, Forest Green or Burgundy	\$	2389
GS	Georgian scroll base (replaces standard box base)	\$	N/C
FF	Change PBF pedestal to F/F (no writing slide above pedestal)	\$	N/C
CPU	Change PBF or FF pedestal to CPU pedestal - inside dimensions: 14 3/16"Wx17 13/16"Dx22 3/8"H - hinged door (non-locking) - two ventilation slots in back panel and inside end panel grommet	\$	119
PNT	Change lateral file or file center pedestal to printer pedestal - inside dimensions: 27 1/2"Wx17 13/16"Dx22 3/8"H - slide out printer shelf, wall access cut-out in back modesty and inside end panel grommet	\$	119
LK	Locking of individual doors, drawers or pedestals (where not standard)	\$	60
FS	Freestanding unit - change from connecting unit (notched) to freestanding unit	\$	95
GR	Wire mgmt grommet (note location)	\$	66
WA	Wall access cut-out (modesty panels on bridges, credenzas, desks and returns)	\$	N/C
AHM	Electronic height adjustable mechanism added to worksurface, lifting column, control box, control pendant, with memory settings, motor cable, main power cable, anti-collision dongle. Lower metal lifts and anti-tip brackets. Adjusts from 30" - 44"H		Contact Customer Service
EA	Laser Engraved Legs - vertical lines with Fluer-de-lis - available on units with post legs	\$	177
EB	Laser Engraved Legs - vertical lines - available on units with post legs	\$	177
LW	Leather-Wrapped Pulls	\$	24

# MONTEBELLO SERIES

---

## Warranty and Certification

All products listed are warranted against defects of material and workmanship under normal use and service for a minimum of 10 years from the date of installation (see full warranty information). All products listed are Level 2 BIFMA certified.

## Veneer

Veneer on all exposed surfaces are “A” grade plain sliced Walnut, Cherry or Maple. Outside surface veneers are book matched to provide proper grain consistency and uniform grain appearance. Drawer fronts are vertical grain walnut, cherry or maple veneers and matched in selected sets to ensure proper veneer balance and uniform grain appearance.

## Wood Veneer Tops

1” thick tops utilizing 3-ply construction with solid walnut, cherry or maple lumber rims, shaped with traditional style edge detail. Top cores are high density particle board. Rims on all four sides are precisely mitered on all four corners. Walnut, cherry or maple veneer tops are standard. Burl, leather inlay and high pressure laminate tops are optional.

## Modesty Panels and End Panels

Panels are 3/4” thick, 3-ply construction with book matched veneers to provide proper grain consistency and uniform grain appearance. All veneers are vertical grain walnut, cherry or maple veneers matched to ensure proper veneer balance. Decorative panel moulding is crafted from solid walnut, cherry or maple with mitered corners and hand fitted to each panel. Units may be specified with or without decorative panel moulding. Full modesty panels are standard for desk, bridge, and kneespace credenzas with optional half modesty options available.

## Drawers

Drawer sides and backs are wood, 7/16” thick. Drawer fronts are 3-ply hardwood construction, 3/4” thick with book matched veneers to provide proper grain consistency and uniform grain appearance. All drawers utilize five sided drawer construction. Drawers are assembled with dovetail construction in all four corners. Drawer bottoms are 7/32” 3-ply hardwood dado construction.

## Doors

Doors are 3/4” thick 3-ply construction with vertical grain walnut, cherry or maple veneers and matched in selected sets to ensure proper veneer balance and uniform grain appearance. European style hidden hinges are used on doors where applicable. Tempered glass conforming to ASTM C 1048 is used in all glass doors.

## Shelves

Shelves are 3-ply construction with a 1/4” walnut, cherry or maple rim on the front edge. All shelves are full depth of the interior compartment unless specified otherwise. Faces are book matched walnut, cherry or maple veneer. Hutch shelves are walnut, cherry or maple faced on both sides. A minimum of one adjustable or fixed shelf is provided with each cabinet storage unit (see individual unit for details). Adjustable shelves are provided with metal adjustable shelf hardware supports.

## Bases

Bases are solid hardwood mitered at all four corners. Units may be specified with conventional or Georgian scroll bases. Height adjustable leveling glides are mounted in each corner with a threaded metal insert capped with a nylon glide that is height adjustable to approx. 1 1/2” to ensure proper leveling of the unit to varying floor conditions.

## Hardware

Drawer Suspensions – File, box, pencil and center drawers utilize steel “A” grade heavy duty metal slides for smooth operation. All pedestal drawers have 100 % full extension slides. All suspension systems feature positive and cushioned in/out stops. All box, center, and tray drawers are removable without tools and the suspensions are designed to prevent accidental removal.

Locks – Desk center drawer locks all drawers. Credenzas use pedestal locking. Lateral files are keyed as standard and feature central locking with anti-tip drawer interlock systems. Individual pieces are shipped random keyed. Units may be keyed alike upon special request. A minimum of fifty key changes (numbers) are available. Core lock changes are available (contact customer service).

Drawer Pulls – Traditional style, bail type drawer pulls in antique brass finish are standard. Leather-wrapped pulls are available.

Hinges – European style hidden hinges on hinged doors where applicable.

Wire Management – Black wire management grommets are standard on all returns and bridge work surfaces located in back center of the tops. Black wire management access grommets are standard on all credenzas, hutches, overhead storage units and computer tables located in back panel. Optional additional black wire management grommets, wall access cut-outs, wiring harness and wiring channels along with integrated cable management to conceal power and data cords are also available. Optional data ports accessible at work surface height (see accessories).

## Chassis Construction

Construction technique is mortise and tenon, groove and tenon, heavily glue blocked with hardwood cleats for maximum strength.

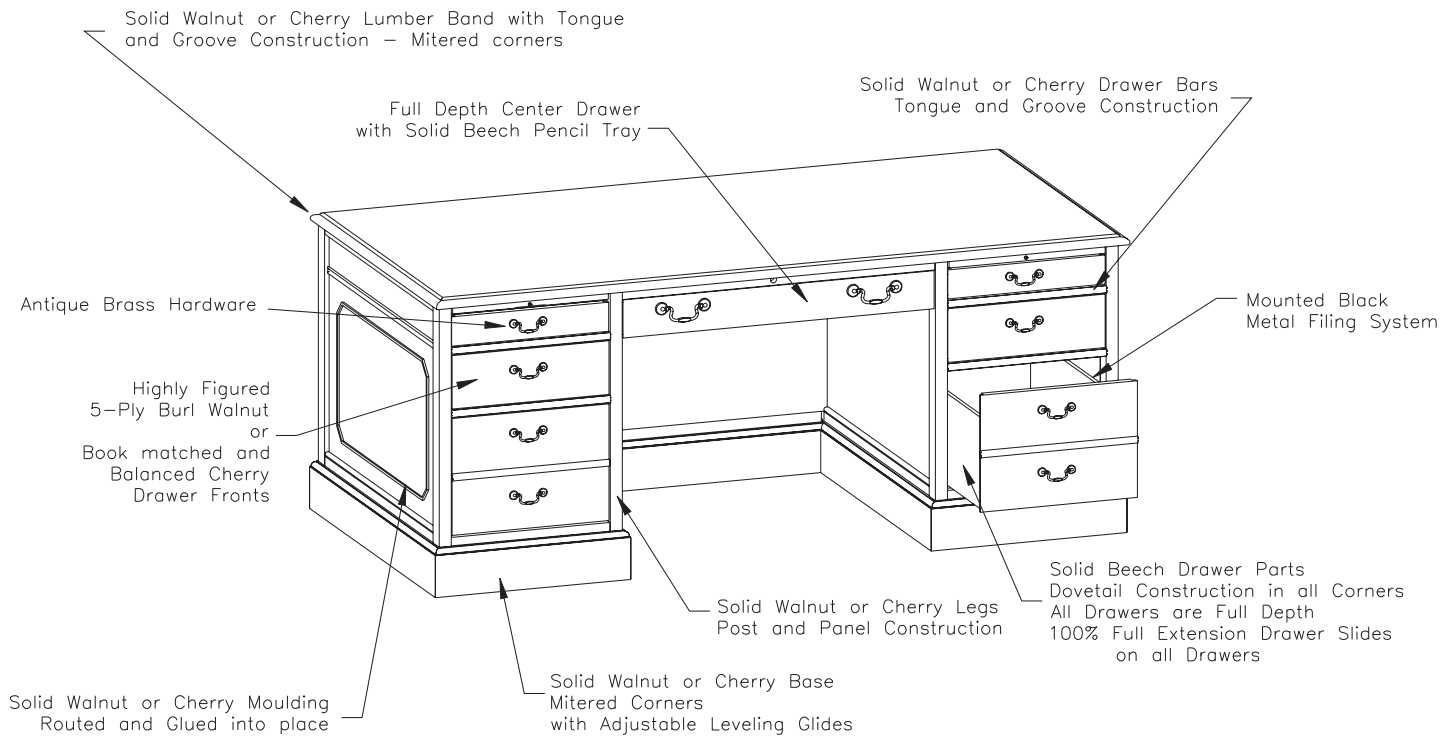
## Filing

File drawers use an easily adjustable filing rail system which can be positioned to accommodate front to back or side to side letter or legal filing.

## Finish

All exposed surfaces are finished with a UV inhibitor catalyzed varnish finish to ensure maximum durability, chemical resistance, color retention and clarity. All exterior surfaces are finished in the following multi-step sequence: sap stain, NGR stain, wash coat, wash coat sand, filler spray, filler wipe, sealer spray, sealer sand, varnish spray, varnish sand, varnish spray. Moisture content for all wooden parts is between 5 - 9% prior to sealing. Drawer interiors and exteriors are UV prefinished with sealer, sealer sand, and varnished. Custom finish matches are available, contact customer service for request.

# MONTEBELLO SERIES



Available in Walnut or Cherry  
Standard Central Locking  
All units have  $\frac{1}{8}$ " thick hardboard security/dust bottoms  
Desk has standard Arm slides and Approach Dictation Slide  
All surfaces are Catalyzed Lacquer finish  
All tops are full-filled and hand rubbed

## Ordering Information

Use the following steps to correctly place your order:

1) Determine the correct model number for the item you are selecting - example:

**8FC84 = Double pedestal desk, 42" x 84" x 30"H**

2) Determine the proper finish selection for the item - example:

**8FC84-OW = Double pedestal desk, 42" x 84" x 30"H, in Old World Mahogany**

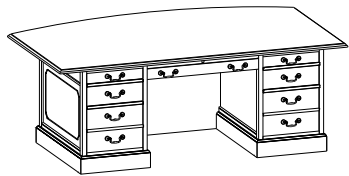
3) Determine any additional options you may wish for the item - example:

**8FC84-FFL-OW = Double pedestal desk, 42" x 84" x 30"H, in Old World Mahogany with optional file/file pedestal left**

# MONTEBELLO SERIES

List Price

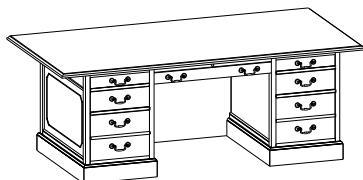
## Double Pedestal Desks



**8FK84** \$7602  
 Double pedestal desk with arc conference top, two pencil/box/file pedestals,  
 center drawer, central locking, left and right hand writing slides.  
 6 3/4" approach and side overhang  
 32" W Kneespace  
 42" x 84" x 30"H (425 lbs)

**8FK72** \$7108  
 Double pedestal desk with arc conference top, two pencil/box/file pedestals,  
 center drawer, central locking, left and right hand writing slides.  
 6 3/4" approach overhang  
 32" W Kneespace  
 42" x 72" x 30"H (405 lbs)


**8FK7236** \$6530  
 Double pedestal desk with arc conference top, two pencil/box/file pedestals,  
 center drawer, central locking, left and right hand writing slides.  
 6 3/4" approach overhang  
 32" W Kneespace  
 36" x 72" x 30"H (395 lbs)



**8FC84** \$7395  
 Double pedestal desk with conference top, two pencil/box/file pedestals,  
 center drawer, central locking, left and right hand writing slides.  
 6 3/4" approach and side overhang  
 32" W Kneespace  
 42" x 84" x 30"H (420 lbs)

**8FC72** \$6809  
 Double pedestal desk with conference top, two pencil/box/file pedestals,  
 center drawer, central locking, left and right hand writing slides.  
 6 3/4" approach and side overhang  
 32" W Kneespace  
 42" x 72" x 30"H (380 lbs)

**8FC7236** \$6022  
 Double pedestal desk with conference top, two pencil/box/file pedestals,  
 center drawer, central locking, left and right hand writing slides.  
 6 3/4" approach overhang - left and right side fitted top  
 32" W Kneespace  
 36" x 72" x 30"H (330 lbs)




**8F72** \$6953  
 Double pedestal desk with fitted top, two pencil/box/file pedestals,  
 center drawer, central locking, left and right hand writing slides and approach side dictation slide.  
 32" W Kneespace  
 36" x 72" x 30"H (390 lbs)

**8F6636** \$6778  
 Double pedestal desk with fitted top, two pencil/box/file pedestals,  
 center drawer, central locking, left and right hand writing slides and approach side dictation slide.  
 32" W Kneespace  
 36" x 66" x 30"H (370 lbs)

# MONTEBELLO SERIES

List Price

## Double Pedestal Desks



**8F66**

Double pedestal desk with fitted top, two pencil/box/file pedestals, center drawer, central locking, left and right hand writing slides and approach dictation slide.  
32" W Kneespace  
30" x 66" x 30"H (350 lbs)

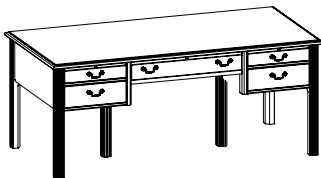
\$6252

**8F6030**

Double pedestal desk with fitted top, two pencil/box/file pedestals, center drawer, central locking, left and right hand writing slides and approach dictation slide.  
26 1/2" W Kneespace  
30" x 60" x 30"H (300 lbs)

\$5762

## Table Desks



**8TD72**

Table desk with box/box drawer on each side, writing shelf above each pedestal, dictation slide on approach side, center drawer, central locking  
36" x 72" x 30"H (290 lbs)

\$4862

**8UT7236**

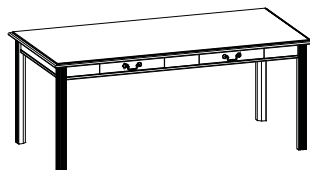
Table desk with two drawers (non-locking), solid wood reeded legs  
Chair arm clearance 25"H  
36" x 72" x 30"H (140 lbs)

\$3089

**8UT7230**

Table desk with two drawers (non-locking), solid wood reeded legs  
Chair arm clearance 25"H  
30" x 72" x 30"H (130 lbs)

\$2849



**8UT6030**

Table desk with two drawers (non-locking), solid wood reeded legs  
Chair arm clearance 25"H  
30" x 60" x 30"H (100 lbs)

\$2558

**8UT4830**

Table desk with one drawer (non-locking), solid wood reeded legs  
Chair arm clearance 25"H  
30" x 48" x 30"H (85 lbs)

\$2297

**8UT6621**

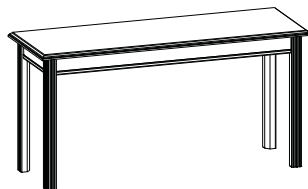
Table desk w/o drawers, solid wood reeded legs

\$1921

**8UT6621WD**

Table desk with two non-locking drawers, solid wood reeded legs  
Chair arm clearance 25"H  
21" x 66" x 30"H (100 lbs)

\$2323



**8UT4821**

Table desk w/o drawers, solid wood reeded legs

\$1728

**8UT4821WD**

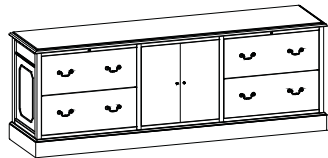
Table desk with one non-locking drawer, solid wood reeded legs  
Chair arm clearance 25"H  
21" x 48" x 30"H (70 lbs)

\$2022

# MONTEBELLO SERIES

List Price

## Credenzas



**8DC90-4** \$6609

Credenza with hinged door storage, two lateral file pedestals (locking), hinged door storage area (non-locking) with one adjustable shelf, wire mgmt grommet in back panel  
21" x 90" x 30"H (380 lbs)

Optional locking doors (LK) - add \$60 list

**8DC90-4-24** - 24" x 90" x 30"H \$7103

**8DC84-4** \$6418

Credenza with hinged door storage, two lateral file pedestals (locking), hinged door storage area (non-locking) with one adjustable shelf, wire mgmt grommet in back panel  
21" x 84" x 30"H (365 lbs)

Optional locking doors (LK) - add \$60 list

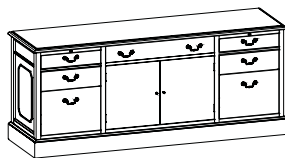
**8DC84-4-24** - 24" x 84" x 30"H \$6878

**8DC72-4** \$6057

Credenza with hinged door storage, two pencil/box/file pedestals (locking), hinged door storage area (non-locking) with one adjustable shelf, center/keyboard drawer over hinged door bookcase, wire mgmt grommet in back panel  
21" x 72" x 30"H (350 lbs)

Optional locking doors (LK) - add \$60 list

**8DC72-4-24** - 24" x 72" x 30"H \$6479



**8DC66-4** \$5754

Credenza with hinged door storage, two pencil/box/file pedestals (locking), hinged door storage area (non-locking) with one adjustable shelf, center/keyboard drawer over hinged door bookcase, wire mgmt grommet in back panel  
21" x 66" x 30"H (330 lbs)


Optional locking doors (LK) - add \$60 list

**8DC66-4-24** - 24" x 66" x 30"H \$6144

**8DC90-3** \$5961

Credenza with kneespace, two lateral file pedestals (locking), wire mgmt grommet in back panel  
30 1/2" W kneespace  
21" x 90" x 30"H (325 lbs)

**8DC90-3-24** - 24" x 90" x 30"H \$6456



**8DC84-3** \$5811

Credenza with kneespace, two lateral file pedestals (locking), wire mgmt grommet in back panel  
24 1/2" W kneespace  
21" x 84" x 30"H (310 lbs)

**8DC84-3-24** - 24" x 84" x 30"H \$6271

**8DC72-3** \$5662

Credenza with kneespace, two pencil/box/file pedestals (locking), wire mgmt grommet in back panel, center/keyboard drawer  
32" W kneespace  
21" x 72" x 30"H (260 lbs)

**8DC72-3-24** - 24" x 72" x 30"H \$6087



**8DC66-3** \$5447

Credenza with kneespace, two pencil/box/file pedestals (locking), wire mgmt grommet in back panel, center/keyboard drawer  
32" W kneespace  
21" x 66" x 30"H (240 lbs)

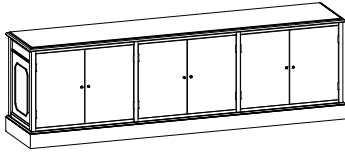
**8DC66-3-24** - 24" x 66" x 30"H \$5836



# MONTEBELLO SERIES

List Price

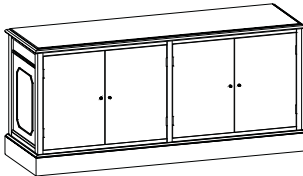
## Credenzas



**8SC-90** \$6953  
 Six door hinged door cabinet (non-locking), one adjustable shelf per section 21" x 90" x 30"H (380 lbs)  
 Optional locking doors (LK3) - add \$177 list  
**8SC-90-24** - 24" x 90" x 30"H \$7448

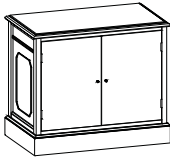
**8SC-84** \$6430  
 Six door hinged door cabinet (non-locking), one adjustable shelf per section 21" x 84" x 30"H (365 lbs)  
 Optional locking doors (LK3) - add \$177 list  
**8SC-84-24** - 24" x 84" x 30"H \$6888

**8SC-72** \$5371  
 Four door hinged door cabinet (non-locking), one adjustable shelf per section 21" x 72" x 30"H (300 lbs)  
 Optional locking doors (LK2) - add \$119 list  
**8SC-72-24** - 24" x 72" x 30"H \$5795

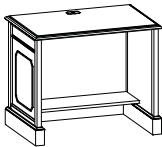


**8SC-66** \$5137  
 Four door hinged door cabinet (non-locking), one adjustable shelf per section 21" x 66" x 30"H (260 lbs)  
 Optional locking doors (LK2) - add \$119 list  
**8SC-66-24** - 24" x 66" x 30"H \$5526

**8SC-60** \$4881  
 Four door hinged door cabinet (non-locking), one adjustable shelf per section 21" x 60" x 30"H (200 lbs)  
 Optional locking doors (LK2) - add \$119 list  
**8SC-60-24** - 24" x 60" x 30"H \$5235

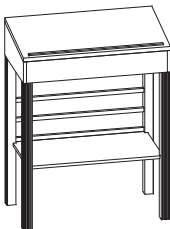


**8SC-35** \$2200  
 Two door hinged door cabinet (non-locking), one adjustable shelf 21" x 35" x 30"H (125 lbs)  
 Optional locking doors (LK) - add \$60 list  
**8SC-35-24** - 24" x 35" x 30"H \$2443



**8CRT36** \$2046  
 Computer table, 10" deep storage shelf, one wire mgmt grommet in top and back panel 24" x 36" x 30"H (110 lbs)  
 Optional with casters (C) - add \$150 list  
 Optional with one additional adjustable 10" deep storage shelf (-ASF) - add \$177 list

**8CRT48** \$2352  
 Computer table, 10" deep storage shelf, one wire mgmt grommet in top and back panel 24" x 48" x 30"H (135 lbs)  
 Optional with casters (-C) - add \$150 list  
 Optional with one additional adjustable 10" deep storage shelf (-ASF) - add \$207 list








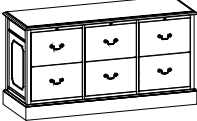





**8SUD36** \$3338  
 Stand-up desk, hinged top with storage, pencil tray, bottom shelf, solid wood reeded legs 20" x 36" x 47"H - back / 42"H front (160 lbs)

# MONTEBELLO SERIES

List Price

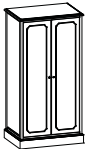
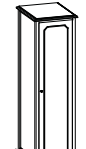
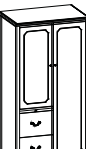
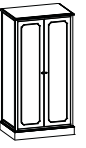
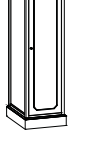
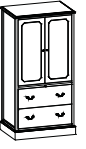
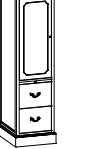


## Storage Units

	<b>8LF4V</b> Four drawer vertical lateral file, legal or letter cross filing, central locking 21" x 35" x 54"H (220 lbs) <b>8LF4V-24</b> - 24" x 35" x 54"H	\$4619  \$5040
	<b>8LF3</b> Three drawer lateral file, legal or letter cross filing, central locking 21" x 35" x 42"H (195 lbs) <b>8LF3-24</b> - 24" x 35" x 42"H	\$3879  \$4214
	<b>8LF2</b> Two drawer lateral file, legal or letter cross filing, central locking 21" x 35" x 30"H (145 lbs) <b>8LF2-24</b> - 24" x 35" x 30"H	\$3141  \$3413
	<b>8FC5BC</b> Open storage/file, left and right file/file pedestal (locking), center - top open storage area, bottom - lateral file (locking), legal or letter filing, wire mgmt grommet in back panel 21" x 72" x 30"H (280 lbs) <b>8FC5BC-24</b> - 24" x 72" x 30"H	\$4770  \$5194
	<b>8LF4-72</b> Double unit lateral file, legal or letter cross filing, central locking 21" x 72" x 30"H (235 lbs) <b>8LF4-72-24</b> - 24" x 72" x 30"H	\$5209  \$5633
	<b>8LF4-67</b> Double unit lateral file, legal or letter cross filing, central locking 21" x 67 1/4" x 30"H (215 lbs) <b>8LF4-67-24</b> - 24" x 67 1/4" x 30"H	\$4930  \$5318
	<b>8LF4-60</b> Double unit lateral file, legal or letter cross filing, central locking 21" x 60" x 30"H (195 lbs) <b>8LF4-60-24</b> - 24" x 60" x 30"H	\$4581  \$4934
	<b>8FC6</b> Six drawer file (2x3), locking, legal or letter filing 21" x 58 1/2" x 30"H (260 lbs) <b>8FC6-24</b> - 24" x 58 1/2" x 30"H	\$4524  \$5043
	<b>8FC4</b> Four drawer file (2x2), locking, legal or letter filing 21" x 39" x 30"H (175 lbs) <b>8FC4-24</b> - 24" x 39" x 30"H	\$4168  \$4557
	<b>8FC4V</b> Four drawer vertical file (4x1), locking, legal or letter filing 21" x 23" x 54"H (200 lbs) <b>FC4V-24</b> - 24" x 23" x 54"H	\$4178  \$4558
	<b>8FC2</b> Two drawer file (2x1), legal or letter cross filing, central locking 21" x 23" x 30"H (90 lbs) <b>8FC2-24</b> - 24" x 23" x 30"H	\$2938  \$3186

# MONTEBELLO SERIES

List Price

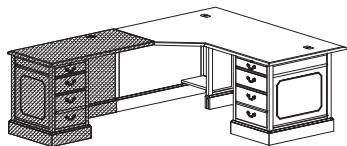
## Storage Units

	<p><b>8WC69</b> Wardrobe, left side clothing carrier, right side four adjustable shelves, non-locking 24" x 35" x 69"H (330 lbs) Optional locking doors (LK) - add \$60 list Optional full wardrobe - full coat rod (FULL) - N/C</p>	\$5660
	<p><b>8WC83</b> - 83"H with cornice top</p>	\$6662
	<p><b>8WC6918R - hinged right (shown)</b> <b>8WC6918L - hinged left</b> Single unit wardrobe, top shelf, coat rod, non-locking left or right hinged door 24" x 18" x 69"H (18 lbs) Optional locking door (LK) - add \$60 list</p>	\$4575
	<p><b>8WC8318R</b> - 83"H with cornice top <b>8WC8318L</b> - 83"H with cornice top</p>	\$5400
	<p><b>8WSFFL - left hand wardrobe</b> <b>8WSFFR - right hand wardrobe (shown)</b> Utility cabinet, wardrobe unit with hinged door (non-locking), top shelf, coat rod, file/file pedestal - bottom (locking), hinged door storage area (non-locking) with two adjustable shelves - top (right hand shown) 24" x 35" x 69"H (360 lbs) Optional locking doors (LK2) - add \$119 list</p>	\$6441
	<p><b>8WSFFL-83</b> - 83"H with cornice top <b>8WSFFR-83</b> - 83"H with cornice top</p>	\$7443
	<p><b>8SC69</b> Storage cabinet, hinged doors (non-locking), four adjustable shelves 24" x 35" x 69"H (285 lbs) Optional locking doors (LK) - add \$60 list</p>	\$6006
	<p><b>8SC83</b> - 83"H with cornice top</p>	\$7008
	<p><b>8SC6918R - hinged right (shown)</b> <b>8SC6918L - hinged left</b> Storage cabinet, non-locking left or right hinged door, four adjustable shelves 24" x 18" x 69"H (18 lbs) Optional locking door (LK) - add \$60 list</p>	\$5092
	<p><b>8SC8318R</b> - 83"H with cornice top <b>8SC8318L</b> - 83"H with cornice top</p>	\$5917
	<p><b>8LF/BCW</b> Storage cabinet / Lateral file, upper hinged door storage (non-locking) with two adjustable shelves, bottom - two lateral file drawers (locking), legal or letter filing 24" x 35" x 69"H (310 lbs) Optional locking doors (LK) - add \$60 list</p>	\$6461
	<p><b>8LF/BCW-83</b> - 83"H with cornice top</p>	\$7461
	<p><b>8SCFF6918L - hinged left (shown)</b> <b>8SCFF6918R - hinged right</b> Utility cabinet, file/file pedestal - bottom (locking), hinged door storage area (non-locking) with two adjustable shelves - top (left hand hinged door shown) 24" x 18" x 69"H (18 lbs) Optional locking door (LK) - add \$60 list</p>	\$5560
	<p><b>8SCFF8318L</b> - 83"H with cornice top <b>8SCFF8318R</b> - 83"H with cornice top</p>	\$6385
	<p><b>8PCDH</b> Telephone cabinet, box drawer, hinged door storage (locking), one adjustable shelf 17" x 22" x 30"H (85 lbs)</p>	\$2124

# MONTEBELLO SERIES

List Price

## Computer Desk Workstations - Single Pedestal Desks

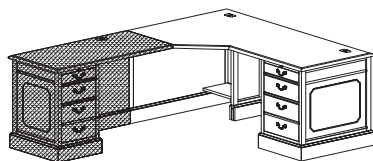


**8ECWS8446R** **\$5895**  
 Executive single pedestal computer desk (RH) with conference top, pencil/box/file pedestal (locking), right hand writing slide, 46" corner unit, 4" approach overhang, two wire mgmt grommets in top  
 34"- 46" x 84" x 30"H (385 lbs)

**8ECWS7246R** **\$5439**  
 Executive single pedestal computer desk (RH) with conference top, pencil/box/file pedestal (locking), right hand writing slide, 46" corner unit, 4" approach overhang, two wire mgmt grommets in top  
 34"- 46" x 72" x 30"H (360 lbs)

**8ECWS6640R** **\$5160**  
 Executive single pedestal computer desk (RH) with conference top, pencil/box/file pedestal (locking), right hand writing slide, 40" corner unit, 4" approach overhang, two wire mgmt grommets in top  
 28"- 40" x 66" x 30"H (280 lbs)

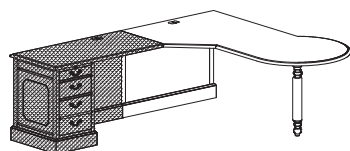
**8ECWS8442R** **\$5605**  
 Executive single pedestal computer desk (RH) with fitted top, pencil/box/file pedestal (locking), right hand writing slide, 42" corner unit, two wire mgmt grommets in top  
 30"- 42" x 84" x 30"H (375 lbs)



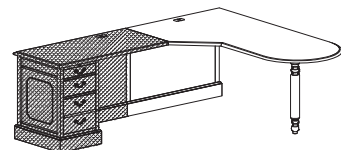
**8ECWS7242R** **\$5147**  
 Executive single pedestal computer desk (RH) with fitted top, pencil/box/file pedestal (locking), right hand writing slide, 42" corner unit, two wire mgmt grommets in top  
 30"- 42" x 72" x 30"H (340 lbs)

**8ECWS7236R** **\$5069**  
 Executive single pedestal computer desk (RH) with fitted top, pencil/box/file pedestal (locking), right hand writing slide, 36" corner unit, two wire mgmt grommets in top  
 24"- 36" x 72" x 30"H (283 lbs)

**8ECWS6636R** **\$4859**  
 Executive single pedestal computer desk (RH) with fitted top, pencil/box/file pedestal (locking), right hand writing slide, 36" corner unit, two wire mgmt grommets in top  
 24"- 36" x 66" x 30"H (260 lbs)



**8ECWSP76R** **\$4101**  
 P-Top computer desk (RH), 36" diameter end, with sculptured wood pedestal leg, 42" corner unit, one wire mgmt grommet in top  
 30"-42" x 76" x 30"H (330 lbs)

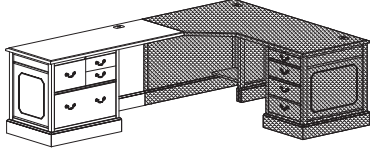


**8ECWSB76R** **\$3723**  
 Bullet top computer desk (RH), 30" diameter end, with sculptured wood pedestal leg, 42" corner unit, one wire mgmt grommet in top  
 30"-42" x 76" x 30"H (330 lbs)

# MONTEBELLO SERIES

List Price

## Computer Desk Workstations - Executive Returns



**8ERL72FCCU**

\$4279

Executive height computer return (LH), file center pedestal (locking), two box, one file drawer top, one lateral file drawer bottom, one wire mgmt grommet, 42"W kneespace  
24" x 72" x 30"H (250 lbs)

**8ERL60FCCU**

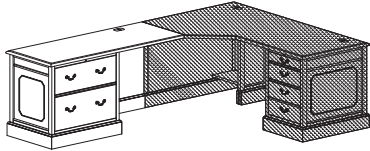
\$4090

Executive height computer return (LH), file center pedestal (locking), two box, one file drawer top, one lateral file drawer bottom, one wire mgmt grommet, 30"W kneespace  
24" x 60" x 30"H (195 lbs)

**8ERL54FCCU**

\$3962

Executive height computer return (LH), file center pedestal (locking), two box, one file drawer top, one lateral file drawer bottom, one wire mgmt grommet, 24"W kneespace  
24" x 54" x 30"H (180 lbs)



**8ERL72LFCU**

\$4168

Executive height computer return (LH), two lateral file drawers (locking), one wire mgmt grommet, 42"W kneespace  
24" x 72" x 30"H (250 lbs)

**8ERL60LFCU**

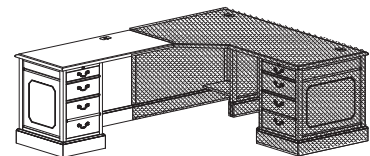
\$3935

Executive height computer return (LH), two lateral file drawers (locking), one wire mgmt grommet, 30"W kneespace  
24" x 60" x 30"H (195 lbs)

**8ERL54LFCU**

\$3801

Executive height computer return (LH), two lateral file drawers (locking), one wire mgmt grommet, 24"W kneespace  
24" x 54" x 30"H (180 lbs)



**8ERL72CU**

\$3907

Executive height computer return (LH), pencil/box/file pedestal (locking), 1/2 support panel on connection end, one wire mgmt grommet, 54"W kneespace  
24" x 72" x 30"H (225 lbs)

**8ERL48CU**

\$3380

Executive height computer return (LH), pencil/box/file pedestal (locking), one wire mgmt grommet, 31"W kneespace  
24" x 48" x 30"H (150 lbs)

**8ERL42CU**

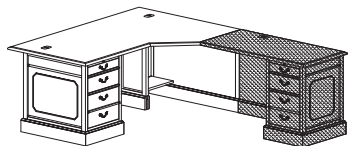
\$3188

Executive height computer return (LH), pencil/box/file pedestal (locking), one wire mgmt grommet, 25"W kneespace  
24" x 42" x 30"H (130 lbs)

# MONTEBELLO SERIES

List Price

## Computer Desk Workstations - Single Pedestal Desks



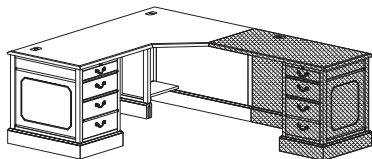
**8ECWS8446L** **\$5895**  
 Executive single pedestal computer desk (LH) with conference top, pencil/box/file pedestal (locking), left hand writing slide, 46" corner unit, 4" approach overhang, two wire mgmt grommets in top  
 34"- 46" x 84" x 30"H (385 lbs)

**8ECWS7246L** **\$5439**  
 Executive single pedestal computer desk (LH) with conference top, pencil/box/file pedestal (locking), left hand writing slide, 46" corner unit, 4" approach overhang, two wire mgmt grommets in top  
 34"- 46" x 72" x 30"H (360 lbs)

**8ECWS6640L** **\$5160**  
 Executive single pedestal computer desk (LH) with conference top, pencil/box/file pedestal (locking), left hand writing slide, 40" corner unit, 4" approach overhang, two wire mgmt grommets in top  
 28"- 40" x 66" x 30"H (280 lbs)

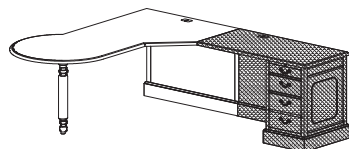
**8ECWS8442L** **\$5605**  
 Executive single pedestal computer desk (LH) with fitted top, pencil/box/file pedestal (locking), left hand writing slide, 42" corner unit, two wire mgmt grommets in top  
 30"- 42" x 84" x 30"H (375 lbs)

**8ECWS7242L** **\$5147**  
 Executive single pedestal computer desk (LH) with fitted top, pencil/box/file pedestal (locking), left hand writing slide, 42" corner unit, two wire mgmt grommets in top  
 30"- 42" x 72" x 30"H (340 lbs)

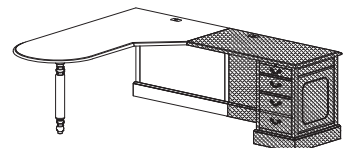


**8ECWS7236L** **\$5069**  
 Executive single pedestal computer desk (LH) with fitted top, pencil/box/file pedestal (locking), left hand writing slide, 36" corner unit, two wire mgmt grommets in top  
 24"- 36" x 72" x 30"H (283 lbs)

**8ECWS6636L** **\$4859**  
 Executive single pedestal computer desk (LH) with fitted top, pencil/box/file pedestal (locking), left hand writing slide, 36" corner unit, two wire mgmt grommets in top  
 24"- 36" x 66" x 30"H (260 lbs)



**8ECWSP76L** **\$4101**  
 P-Top computer desk (LH), 36" diameter end, with sculptured wood pedestal leg, 42" corner unit, one wire mgmt grommet in top  
 30"-42" x 76" x 30"H (330 lbs)

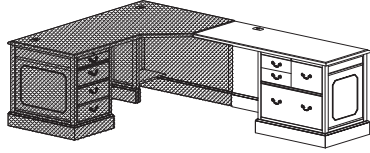


**8ECWSB76L** **\$3723**  
 Bullet top computer desk (LH), 30" diameter end, with sculptured wood pedestal leg, 42" corner unit, one wire mgmt grommet in top  
 30"-42" x 76" x 30"H (330 lbs)

# MONTEBELLO SERIES

List Price

## Computer Desk Workstations - Executive Returns



**8ERR72FCCU**

Executive height computer return (RH), file center pedestal (locking), two box, one file drawer top, one lateral file drawer bottom, one wire mgmt grommet, 42"W kneespace  
24" x 72" x 30"H (250 lbs)

\$4279

**8ERR60FCCU**

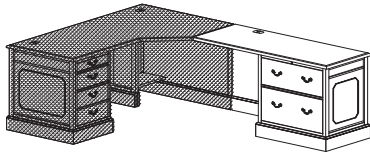
Executive height computer return (RH), file center pedestal (locking), two box, one file drawer top, one lateral file drawer bottom, one wire mgmt grommet, 30"W kneespace  
24" x 60" x 30"H (195 lbs)

\$4090

**8ERR54FCCU**

Executive height computer return (RH), file center pedestal (locking), two box, one file drawer top, one lateral file drawer bottom, one wire mgmt grommet, 24"W kneespace  
24" x 54" x 30"H (180 lbs)

\$3962



**8ERR72LFCU**

Executive height computer return (RH), two lateral file drawers (locking), one wire mgmt grommet, 42"W kneespace  
24" x 72" x 30"H (250 lbs)

\$4168

**8ERR60LFCU**

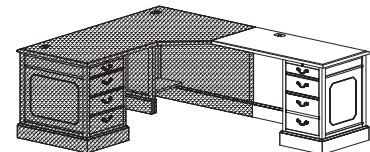
Executive height computer return (RH), two lateral file drawers (locking), one wire mgmt grommet, 30"W kneespace  
24" x 60" x 30"H (195 lbs)

\$3935

**8ERR54LFCU**

Executive height computer return (RH), two lateral file drawers (locking), one wire mgmt grommet, 24"W kneespace  
24" x 54" x 30"H (180 lbs)

\$3801



**8ERR72CU**

Executive height computer return (RH), pencil/box/file pedestal (locking), 1/2 support panel on connection end, one wire mgmt grommet, 54"W kneespace  
24" x 72" x 30"H (225 lbs)

\$3907

**8ERR48CU**

Executive height computer return (RH), pencil/box/file pedestal (locking), one wire mgmt grommet, 31"W kneespace  
24" x 48" x 30"H (150 lbs)

\$3380

**8ERR42CU**

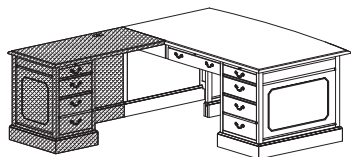
Executive height computer return (RH), pencil/box/file pedestal (locking), one wire mgmt grommet, 25"W kneespace  
24" x 42" x 30"H (130 lbs)

\$3188

# MONTEBELLO SERIES

List Price

## Executive Workstations - Single Pedestal Desks



### 8KSPR84

\$5922

Executive single pedestal desk (RH) with arc conference top, pencil/box/file pedestal, center drawer, central locking, right hand writing slide, 6" approach overhang  
42" x 84" x 30"H (350 lbs)

### 8KSPR72

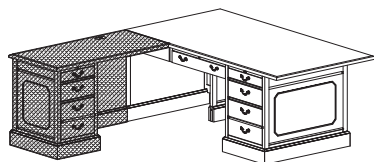
\$5649

Executive single pedestal desk (RH) with arc conference top, pencil/box/file pedestal, center drawer, central locking, right hand writing slide, 6" approach overhang  
42" x 72" x 30"H (325 lbs)

### 8KSPR7236

\$5516

Executive single pedestal desk (RH) with arc conference top, pencil/box/file pedestal, center drawer, central locking, right hand writing slide, 6" approach overhang  
36" x 72" x 30"H (310 lbs)



### 8SPR84

\$5638

Executive single pedestal desk (RH) with conference top, pencil/box/file pedestal, center drawer, central locking, right hand writing slide, 6" approach and right side overhang  
42" x 84" x 30"H (340 lbs)

### 8SPR72

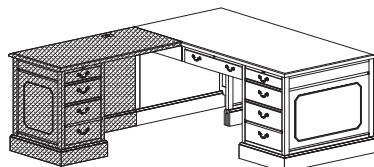
\$5550

Executive single pedestal desk (RH) with conference top, pencil/box/file pedestal, center drawer, central locking, right hand writing slide, 6" approach and right side overhang  
36" x 72" x 30"H (310 lbs)

### 8SPR6636

\$5148

Executive single pedestal desk (RH) with conference top, pencil/box/file pedestal, center drawer, central locking, right hand writing slide, 6" approach overhang only  
36" x 66" x 30"H (280 lbs)



### 8SPR72F

\$5438

Executive single pedestal desk (RH) with fitted top, pencil/box/file pedestal, center drawer, central locking, right hand writing slide  
36" x 72" x 30"H (300 lbs)

### 8SPR7230

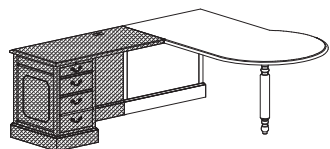
\$5014

Executive single pedestal desk (RH) with fitted top, pencil/box/file pedestal, center drawer, central locking, right hand writing slide  
30" x 72" x 30"H (290 lbs)

### 8SPR66

\$4692

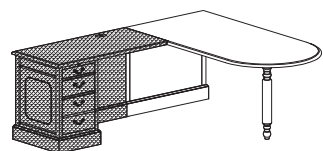
Executive single pedestal desk (RH) with fitted top, pencil/box/file pedestal, center drawer, central locking, right hand writing slide  
30" x 66" x 30"H (275 lbs)



### 8WSP72R \_

\$3460

P-Top desk (RH), 42" diameter end, with sculptured wood pedestal leg 36"-42" x 72" x 30"H (170 lbs)



### 8WSB7236R \_

\$2983

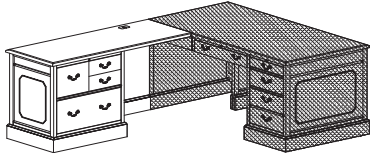
Bullet top desk (RH), 36" diameter end, with sculptured wood pedestal leg, 42" corner unit  
36" x 72" x 30"H (170 lbs)



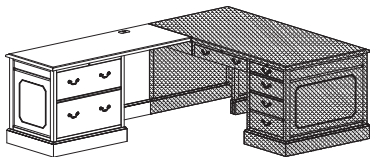
# MONTEBELLO SERIES

List Price

## Executive Workstations - Executive Returns



**8ERL72FC** **\$4279**  
 Executive height return (LH), file center pedestal (locking), two box, one file drawer top, one lateral file drawer bottom, one wire mgmt grommet, 42"W kneespace  
 24" x 72" x 30"H (250 lbs)



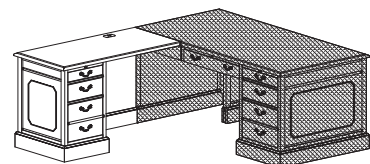
**8ERL60FC** **\$4090**  
 Executive height return (LH), file center pedestal (locking), two box, one file drawer top, one lateral file drawer bottom, one wire mgmt grommet, 30"W kneespace  
 24" x 60" x 30"H (195 lbs)

**8ERL54FC** **\$3962**  
 Executive height return (LH), file center pedestal (locking), two box, one file drawer top, one lateral file drawer bottom, one wire mgmt grommet, 24"W kneespace  
 24" x 54" x 30"H (180 lbs)

**8ERL72LF** **\$4168**  
 Executive height return (LH), two lateral file drawers (locking), one wire mgmt grommet, 42"W kneespace  
 24" x 72" x 30"H (250 lbs)

**8ERL60LF** **\$3935**  
 Executive height return (LH), two lateral file drawers (locking), one wire mgmt grommet, 30"W kneespace  
 24" x 60" x 30"H (195 lbs)

**8ERL54LF** **\$3801**  
 Executive height return (LH), two lateral file drawers (locking), one wire mgmt grommet, 24"W kneespace  
 24" x 54" x 30"H (180 lbs)



**8ERL72** **\$3907**  
 Executive height return (LH), pencil/box/file pedestal (locking), 1/2 support panel on connection end, one wire mgmt grommet, 54"W kneespace  
 24" x 72" x 30"H (225 lbs)

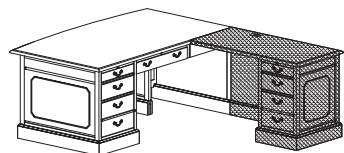
**8ERL48** **\$3380**  
 Executive height return (LH), pencil/box/file pedestal (locking), one wire mgmt grommet, 31"W kneespace  
 24" x 48" x 30"H (150 lbs)

**8ERL42** **\$3188**  
 Executive height return (LH), pencil/box/file pedestal (locking), one wire mgmt grommet, 25"W kneespace  
 24" x 42" x 30"H (130 lbs)

# MONTEBELLO SERIES

List Price

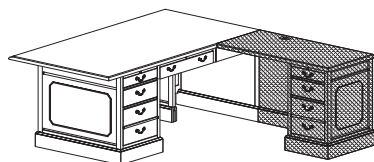
## Executive Workstations - Single Pedestal Desks



**8KSPL84** \$5922  
 Executive single pedestal desk (LH) with arc conference top, pencil/box/file pedestal, center drawer, central locking, left hand writing slide, 6" approach overhang  
 42" x 84" x 30"H (350 lbs)

**8KSPL72** \$5649  
 Executive single pedestal desk (LH) with arc conference top, pencil/box/file pedestal, center drawer, central locking, left hand writing slide, 6" approach overhang  
 42" x 72" x 30"H (325 lbs)

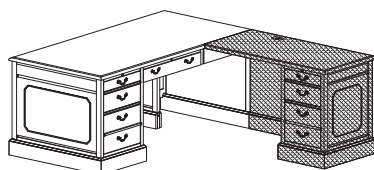
**8KSPL7236** \$5516  
 Executive single pedestal desk (LH) with arc conference top, pencil/box/file pedestal, center drawer, central locking, left hand writing slide, 6" approach overhang  
 36" x 72" x 30"H (310 lbs)



**8SP184** \$5638  
 Executive single pedestal desk (LH) with conference top, pencil/box/file pedestal, center drawer, central locking, left hand writing slide, 6" approach and left side overhang  
 42" x 84" x 30"H (340 lbs)

**8SP172** \$5550  
 Executive single pedestal desk (LH) with conference top, pencil/box/file pedestal, center drawer, central locking, left hand writing slide, 6" approach and left side overhang  
 36" x 72" x 30"H (310 lbs)

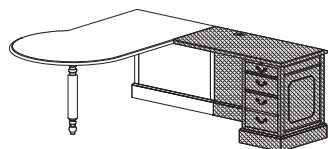
**8SP16636** \$5148  
 Executive single pedestal desk (LH) with conference top, pencil/box/file pedestal, center drawer, central locking, left hand writing slide, 6" approach overhang only  
 36" x 66" x 30"H (280 lbs)



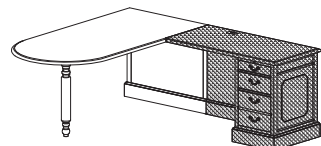
**8SPL72F** \$5438  
 Executive single pedestal desk (LH) with fitted top, pencil/box/file pedestal, center drawer, central locking, left hand writing slide  
 36" x 72" x 30"H (300 lbs)

**8SPL7230** \$5014  
 Executive single pedestal desk (LH) with fitted top, pencil/box/file pedestal, center drawer, central locking, left hand writing slide  
 30" x 72" x 30"H (290 lbs)

**8SPL66** \$4692  
 Executive single pedestal desk (LH) with fitted top, pencil/box/file pedestal, center drawer, central locking, left hand writing slide  
 30" x 66" x 30"H (275 lbs)



**8WSP72L \_** \$3460  
 P-Top desk (LH), 42" diameter end, with sculptured wood pedestal leg  
 36"-42" x 72" x 30"H (170 lbs)

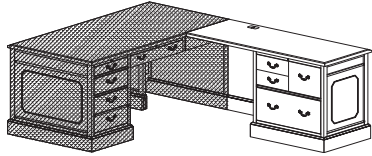


**8WSB7236L \_** \$2983  
 Bullet top desk (LH), 36" diameter end, with sculptured wood pedestal leg, 42" corner unit  
 36" x 72" x 30"H (170 lbs)

# MONTEBELLO SERIES

List Price

## Executive Workstations - Executive Returns



### 8ERR72FC

\$4279

Executive height return (RH), file center pedestal (locking), two box, one file drawer top, one lateral file drawer bottom, one wire mgmt grommet, 42"W kneespace  
24" x 72" x 30"H (250 lbs)

### 8ERR60FC

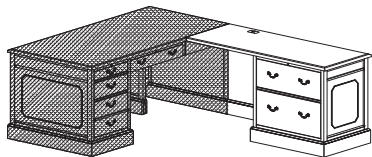
\$4090

Executive height return (RH), file center pedestal (locking), two box, one file drawer top, one lateral file drawer bottom, one wire mgmt grommet, 30"W kneespace  
24" x 60" x 30"H (195 lbs)

### 8ERR54FC

\$3962

Executive height return (RH), file center pedestal (locking), two box, one file drawer top, one lateral file drawer bottom, one wire mgmt grommet, 24"W kneespace  
24" x 54" x 30"H (180 lbs)



### 8ERR72LF

\$4168

Executive height return (RH), two lateral file drawers (locking), one wire mgmt grommet, 42"W kneespace  
24" x 72" x 30"H (250 lbs)

### 8ERR60LF

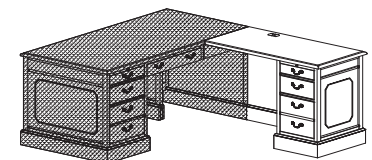
\$3935

Executive height return (RH), two lateral file drawers (locking), one wire mgmt grommet, 30"W kneespace  
24" x 60" x 30"H (195 lbs)

### 8ERR54LF

\$3801

Executive height return (RH), two lateral file drawers (locking), one wire mgmt grommet, 24"W kneespace  
24" x 54" x 30"H (180 lbs)



### 8ERR72

\$3907

Executive height return (RH), pencil/box/file pedestal (locking), 1/2 support panel on connection end, one wire mgmt grommet, 54"W kneespace  
24" x 72" x 30"H (225 lbs)

### 8ERR48

\$3380

Executive height return (RH), pencil/box/file pedestal (locking), one wire mgmt grommet, 31"W kneespace  
24" x 48" x 30"H (150 lbs)

### 8ERR42

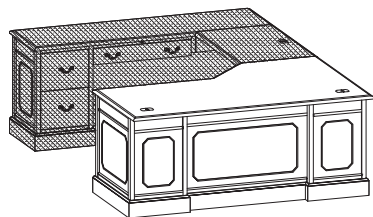
\$3188

Executive height return (RH), pencil/box/file pedestal (locking), one wire mgmt grommet, 25"W kneespace  
24" x 42" x 30"H (130 lbs)

# MONTEBELLO SERIES

List Price

## Computer Desk U Workstations - Single Pedestal Desks

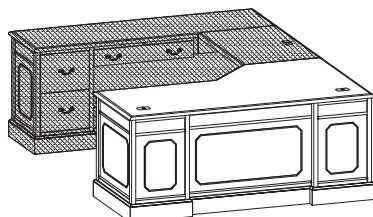


**8ECWS8446R** **\$5895**  
 Executive single pedestal computer desk (RH) with conference top, pencil/box/file pedestal (locking), right hand writing slide, 46" corner unit, 4" approach overhang, two wire mgmt grommets in top  
 34"- 46" x 84" x 30"H (385 lbs)

**8ECWS7246R** **\$5439**  
 Executive single pedestal computer desk (RH) with conference top, pencil/box/file pedestal (locking), right hand writing slide, 46" corner unit, 4" approach overhang, two wire mgmt grommets in top  
 34"- 46" x 72" x 30"H (360 lbs)

**8ECWS6640R** **\$5160**  
 Executive single pedestal computer desk (RH) with conference top, pencil/box/file pedestal (locking), right hand writing slide, 40" corner unit, 4" approach overhang, two wire mgmt grommets in top  
 28"- 40" x 66" x 30"H (280 lbs)

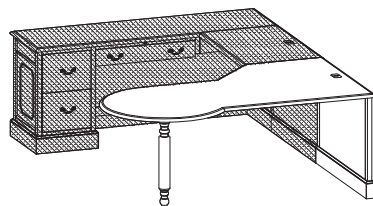
**8ECWS8442R** **\$5605**  
 Executive single pedestal computer desk (RH) with fitted top, pencil/box/file pedestal (locking), right hand writing slide, 42" corner unit, two wire mgmt grommets in top  
 30"- 42" x 84" x 30"H (375 lbs)



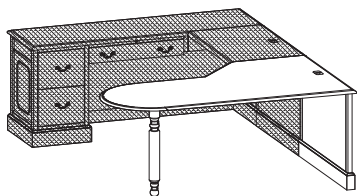
**8ECWS7242R** **\$5147**  
 Executive single pedestal computer desk (RH) with fitted top, pencil/box/file pedestal (locking), right hand writing slide, 42" corner unit, two wire mgmt grommets in top  
 30"- 42" x 72" x 30"H (340 lbs)

**8ECWS7236R** **\$5069**  
 Executive single pedestal computer desk (RH) with fitted top, pencil/box/file pedestal (locking), right hand writing slide, 36" corner unit, two wire mgmt grommets in top  
 24"- 36" x 72" x 30"H (283 lbs)

**8ECWS6636R** **\$4859**  
 Executive single pedestal computer desk (RH) with fitted top, pencil/box/file pedestal (locking), right hand writing slide, 36" corner unit, two wire mgmt grommets in top  
 24"- 36" x 66" x 30"H (260 lbs)



**8ECWSP76R** **\$4101**  
 P-Top computer desk (RH), 36" diameter end, with sculptured wood pedestal leg, 42" corner unit, one wire mgmt grommet in top  
 30"-42" x 76" x 30"H (330 lbs)

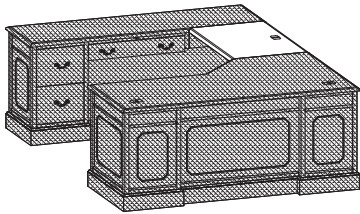


**8ECWSB76R** **\$3723**  
 Bullet top computer desk (RH), 30" diameter end, with sculptured wood pedestal leg, 42" corner unit, one wire mgmt grommet in top  
 30"-42" x 76" x 30"H (330 lbs)

# MONTEBELLO SERIES

List Price

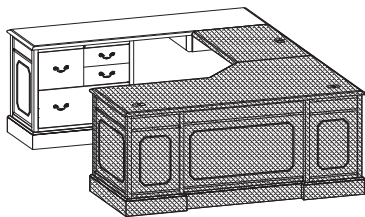
## Computer Desk U Workstations - Connecting Bridges



**8WS42R** **\$1605**  
 Executive height corner bridge (RH), one computer grommet  
 24" x 42" x 30"H (75 lbs)

**8WS36R** **\$1373**  
 Executive height corner bridge (RH), one computer grommet  
 24" x 36" x 30"H (65 lbs)

## Computer Desk U Workstations - Single Pedestal Credenzas



**8DCSPL84FC** **\$5037**  
 Single pedestal credenza (LH), file center pedestal (locking), two box, one file  
 drawer top, one lateral file drawer bottom, one wire mgmt grommet, 52 3/4"W kneespace  
 21" x 84" x 30"H (320 lbs)

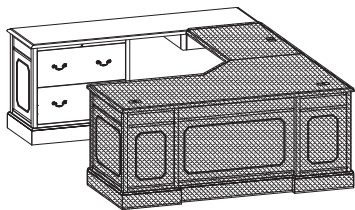
**8DCSPL84FC-24** - 24" x 84" x 30"H **\$5496**

**8DCSPL72FC** **\$4647**  
 Single pedestal credenza (LH), file center pedestal (locking), two box, one file  
 drawer top, one lateral file drawer bottom, one wire mgmt grommet, 40 3/4"W kneespace  
 21" x 72" x 30"H (260 lbs)

**8DCSPL72FC-24** - 24" x 72" x 30"H **\$5070**

**8DCSPL66FC** **\$4390**  
 Single pedestal credenza (LH), file center pedestal (locking), two box, one file  
 drawer top, one lateral file drawer bottom, one wire mgmt grommet, 34 3/4"W kneespace  
 21" x 66" x 30"H (215 lbs)

**8DCSPL66FC-24** - 24" x 66" x 30"H **\$4779**



**8DCSPL84LF** **\$4881**  
 Single pedestal credenza (LH), two lateral file drawers (locking), legal or letter filing,  
 one wire mgmt grommet in back panel, 52 3/4"W kneespace  
 21" x 84" x 30"H (290 lbs)

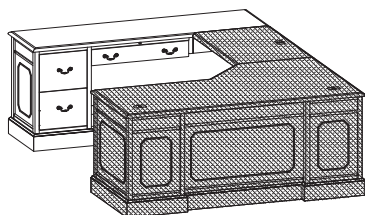
**8DCSPL84LF-24** - 24" x 84" x 30"H **\$5341**

**8DCSPL72LF** **\$4528**  
 Single pedestal credenza (LH), two lateral file drawers (locking), legal or letter filing,  
 one wire mgmt grommet in back panel, 40 3/4"W kneespace  
 21" x 72" x 30"H (275 lbs)

**8DCSPL72LF-24** - 24" x 72" x 30"H **\$4952**

**8DCSPL66LF** **\$4290**  
 Single pedestal credenza (LH), two lateral file drawers (locking), legal or letter filing,  
 one wire mgmt grommet in back panel, 34 3/4"W kneespace  
 21" x 66" x 30"H (260 lbs)

**8DCSPL66LF-24** - 24" x 66" x 30"H **\$4679**



**8DCSPL72** **\$4513**  
 Single pedestal credenza (LH), file/file pedestal (locking), with center/keyboard drawer in kneespace,  
 one wire mgmt grommet in back panel, 54"W kneespace  
 21" x 72" x 30"H (220 lbs)

**8DCSPL72-24** - 24" x 72" x 30"H **\$4937**

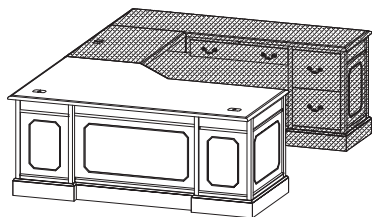
**8DCSPL66** **\$3188**  
 Single pedestal credenza (LH), file/file pedestal (locking), with center/keyboard drawer in kneespace,  
 one wire mgmt grommet in back panel, 48"W kneespace  
 21" x 66" x 30"H (205 lbs)

**8DCSPL66-24** - 24" x 66" x 30"H **\$3577**

# MONTEBELLO SERIES

List Price

## Computer Desk U Workstations - Single Pedestal Desks



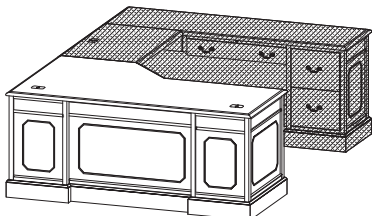
**8ECWS8446L** **\$5895**  
 Executive single pedestal computer desk (LH) with conference top, pencil/box/file pedestal (locking), left hand writing slide, 46" corner unit, 4" approach overhang, two wire mgmt grommets in top  
 34"- 46" x 84" x 30"H (385 lbs)

**8ECWS7246L** **\$5439**  
 Executive single pedestal computer desk (LH) with conference top, pencil/box/file pedestal (locking), left hand writing slide, 46" corner unit, 4" approach overhang, two wire mgmt grommets in top  
 34"- 46" x 72" x 30"H (360 lbs)

**8ECWS6640L** **\$5160**  
 Executive single pedestal computer desk (LH) with conference top, pencil/box/file pedestal (locking), left hand writing slide, 40" corner unit, 4" approach overhang, two wire mgmt grommets in top  
 28"- 40" x 66" x 30"H (280 lbs)

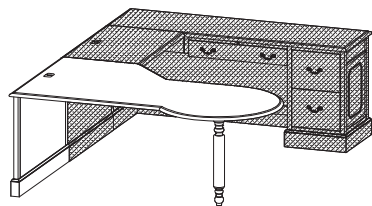
**8ECWS8442L** **\$5605**  
 Executive single pedestal computer desk (LH) with fitted top, pencil/box/file pedestal (locking), left hand writing slide, 42" corner unit, two wire mgmt grommets in top  
 30"- 42" x 84" x 30"H (375 lbs)

**8ECWS7242L** **\$5147**  
 Executive single pedestal computer desk (LH) with fitted top, pencil/box/file pedestal (locking), left hand writing slide, 42" corner unit, two wire mgmt grommets in top  
 30"- 42" x 72" x 30"H (340 lbs)

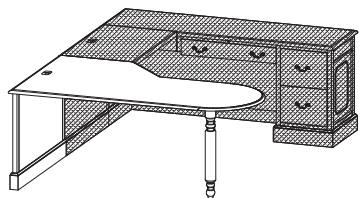


**8ECWS7236L** **\$5069**  
 Executive single pedestal computer desk (LH) with fitted top, pencil/box/file pedestal (locking), left hand writing slide, 36" corner unit, two wire mgmt grommets in top  
 24"- 36" x 72" x 30"H (283 lbs)

**8ECWS6636L** **\$4859**  
 Executive single pedestal computer desk (LH) with fitted top, pencil/box/file pedestal (locking), left hand writing slide, 36" corner unit, two wire mgmt grommets in top  
 24"- 36" x 66" x 30"H (260 lbs)



**8ECWSP76L** **\$4101**  
 P-Top computer desk (LH), 36" diameter end, with sculptured wood pedestal leg, 42" corner unit, one wire mgmt grommet in top  
 30"-42" x 76" x 30"H (330 lbs)

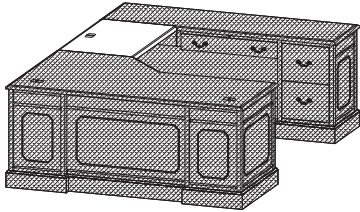


**8ECWSB76L** **\$3723**  
 Bullet top computer desk (LH), 30" diameter end, with sculptured wood pedestal leg, 42" corner unit, one wire mgmt grommet in top  
 30"-42" x 76" x 30"H (330 lbs)

# MONTEBELLO SERIES

List Price

## Computer Desk U Workstations - Connecting Bridges



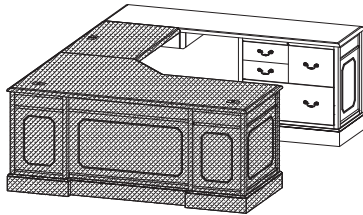
**8WS42L**  
Executive height corner bridge (LH), one computer grommet  
24" x 42" x 30"H (65 lbs)

\$1605

**8WS36L**  
Executive height corner bridge (LH), one computer grommet  
24" x 36" x 30"H (65 lbs)

\$1373

## Computer Desk U Workstations - Single Pedestal Credenzas



**8DCSPR84FC**  
Single pedestal credenza (RH), file center pedestal (locking), two box, one file  
drawer top, one lateral file drawer bottom, one wire mgmt grommet, 52 3/4"W kneespace  
21" x 84" x 30"H (320 lbs)

\$5037

**8DCSPR84FC-24** - 24" x 84" x 30"H

\$5496

**8DCSPR72FC**  
Single pedestal credenza (RH), file center pedestal (locking), two box, one file  
drawer top, one lateral file drawer bottom, one wire mgmt grommet, 40 3/4"W kneespace  
21" x 72" x 30"H (260 lbs)

\$4647

**8DCSPR72FC-24** - 24" x 72" x 30"H

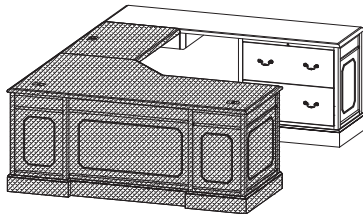
\$5070

**8DCSPR66FC**  
Single pedestal credenza (RH), file center pedestal (locking), two box, one file  
drawer top, one lateral file drawer bottom, one wire mgmt grommet, 34 3/4"W kneespace  
21" x 66" x 30"H (215 lbs)

\$4390

**8DCSPR66FC-24** - 24" x 66" x 30"H

\$4779



**8DCSPR84LF**  
Single pedestal credenza (RH), two lateral file drawers (locking), legal or letter filing,  
one wire mgmt grommet in back panel, 52 3/4"W kneespace  
21" x 84" x 30"H (290 lbs)

\$4881

**8DCSPR84LF-24** - 24" x 84" x 30"H

\$5341

**8DCSPR72LF**  
Single pedestal credenza (RH), two lateral file drawers (locking), legal or letter filing,  
one wire mgmt grommet in back panel, 40 3/4"W kneespace  
21" x 72" x 30"H (275 lbs)

\$4528

**8DCSPR72LF-24** - 24" x 72" x 30"H

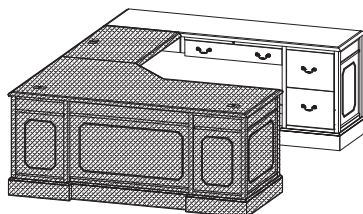
\$4952

**8DCSPR66LF**  
Single pedestal credenza (RH), two lateral file drawers (locking), legal or letter filing,  
one wire mgmt grommet in back panel, 34 3/4"W kneespace  
21" x 66" x 30"H (260 lbs)

\$4290

**8DCSPR66LF-24** - 24" x 66" x 30"H

\$4679



**8DCSPR72**  
Single pedestal credenza (RH), file center pedestal (locking), with center/keyboard  
drawer in kneespace, one wire mgmt grommet in back panel, 54"W kneespace  
21" x 72" x 30"H (220 lbs)

\$4513

**8DCSPR72-24** - 24" x 72" x 30"H

\$4937

**8DCSPR66**  
Single pedestal credenza (RH), file center pedestal (locking), with center/keyboard  
drawer in kneespace, one wire mgmt grommet in back panel, 48"W kneespace  
21" x 66" x 30"H (205 lbs)

\$3188

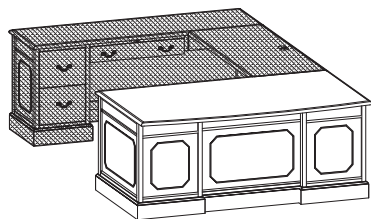
**8DCSPR66-24** - 24" x 66" x 30"H

\$3577

# MONTEBELLO SERIES

List Price

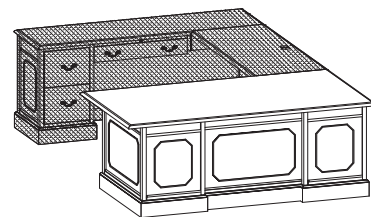
## U Configurations - Single Pedestal Desks



**8KSPR84** \$5922  
Executive single pedestal desk (RH) with arc conference top, pencil/box/file pedestal, center drawer, central locking, right hand writing slide, 6" approach overhang  
42" x 84" x 30"H (350 lbs)

**8KSPR72** \$5649  
Executive single pedestal desk (RH) with arc conference top, pencil/box/file pedestal, center drawer, central locking, right hand writing slide, 6" approach overhang  
42" x 72" x 30"H (325 lbs)

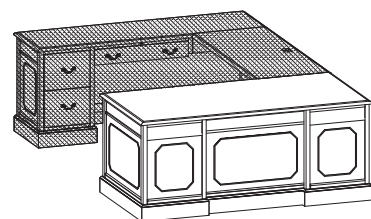
**8KSPR7236** \$5516  
Executive single pedestal desk (RH) with arc conference top, pencil/box/file pedestal, center drawer, central locking, right hand writing slide, 6" approach overhang  
36" x 72" x 30"H (310 lbs)



**8SPR84** \$5638  
Executive single pedestal desk (RH) with conference top, pencil/box/file pedestal, center drawer, central locking, right hand writing slide, 6" approach and right side overhang  
42" x 84" x 30"H (340 lbs)

**8SPR72** \$5550  
Executive single pedestal desk (RH) with conference top, pencil/box/file pedestal, center drawer, central locking, right hand writing slide, 6" approach and right side overhang  
36" x 72" x 30"H (310 lbs)

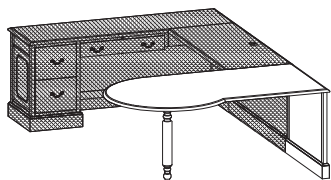
**8SPR6636** \$5148  
Executive single pedestal desk (RH) with conference top, pencil/box/file pedestal, center drawer, central locking, right hand writing slide, 6" approach overhang only  
36" x 66" x 30"H (280 lbs)



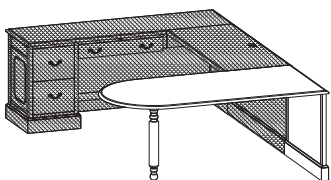
**8SPR72F** \$5438  
Executive single pedestal desk (RH) with fitted top, pencil/box/file pedestal, center drawer, central locking, right hand writing slide  
36" x 72" x 30"H (300 lbs)

**8SPR7230** \$5014  
Executive single pedestal desk (RH) with fitted top, pencil/box/file pedestal, center drawer, central locking, right hand writing slide  
30" x 72" x 30"H (290 lbs)

**8SPR66** \$4692  
Executive single pedestal desk (RH) with fitted top, pencil/box/file pedestal, center drawer, central locking, right hand writing slide  
30" x 66" x 30"H (275 lbs)



**8WSP72R \_** \$3460  
P-Top desk (RH), 42" diameter end, with sculptured wood pedestal leg 36"-42" x 72" x 30"H (170 lbs)



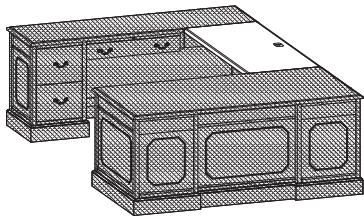
**8WSB7236R \_** \$2983  
Bullet top desk (RH), 36" diameter end, with sculptured wood pedestal leg, 42" corner unit  
36" x 72" x 30"H (170 lbs)



# MONTEBELLO SERIES

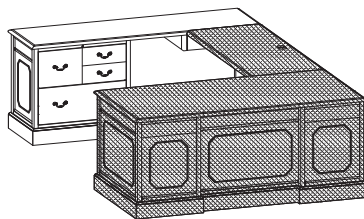
List Price

## U Configurations - Connecting Bridges

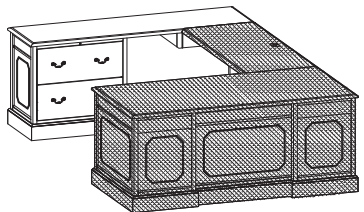


<b>8WS54</b> Executive height bridge, one computer grommet 24" x 54" x 30"H (105 lbs)	<b>\$2009</b>
<b>8WS48</b> Executive height bridge, one computer grommet 24" x 48" x 30"H (95 lbs)	<b>\$1767</b>
<b>8WS42</b> Executive height bridge, one computer grommet 24" x 42" x 30"H (78 lbs)	<b>\$1578</b>

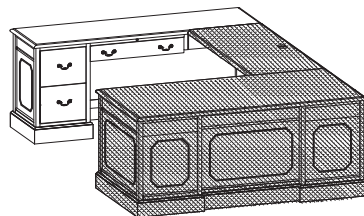
## U Configurations - Single Pedestal Credenzas



<b>8DCSPL84FC</b> Single pedestal credenza (LH), file center pedestal (locking), two box, one file drawer top, one lateral file drawer bottom, one wire mgmt grommet, 52 3/4"W kneespace 21" x 84" x 30"H (320 lbs)	<b>\$5037</b>
<b>8DCSPL84FC-24</b> - 24" x 84" x 30"H	<b>\$5496</b>
<b>8DCSPL72FC</b> Single pedestal credenza (LH), file center pedestal (locking), two box, one file drawer top, one lateral file drawer bottom, one wire mgmt grommet, 40 3/4"W kneespace 21" x 72" x 30"H (260 lbs)	<b>\$4647</b>
<b>8DCSPL72FC-24</b> - 24" x 72" x 30"H	<b>\$5070</b>
<b>8DCSPL66FC</b> Single pedestal credenza (LH), file center pedestal (locking), two box, one file drawer top, one lateral file drawer bottom, one wire mgmt grommet, 34 3/4"W kneespace 21" x 66" x 30"H (215 lbs)	<b>\$4390</b>
<b>8DCSPL66FC-24</b> - 24" x 66" x 30"H	<b>\$4779</b>



<b>8DCSPL84LF</b> Single pedestal credenza (LH), two lateral file drawers (locking), legal or letter filing, one wire mgmt grommet in back panel, 52 3/4"W kneespace 21" x 84" x 30"H (290 lbs)	<b>\$4881</b>
<b>8DCSPL84LF-24</b> - 24" x 84" x 30"H	<b>\$5341</b>
<b>8DCSPL72LF</b> Single pedestal credenza (LH), two lateral file drawers (locking), legal or letter filing, one wire mgmt grommet in back panel, 40 3/4"W kneespace 21" x 72" x 30"H (275 lbs)	<b>\$4528</b>
<b>8DCSPL72LF-24</b> - 24" x 72" x 30"H	<b>\$4952</b>
<b>8DCSPL66LF</b> Single pedestal credenza (LH), two lateral file drawers (locking), legal or letter filing, one wire mgmt grommet in back panel, 34 3/4"W kneespace 21" x 66" x 30"H (260 lbs)	<b>\$4290</b>
<b>8DCSPL66LF-24</b> - 24" x 66" x 30"H	<b>\$4679</b>

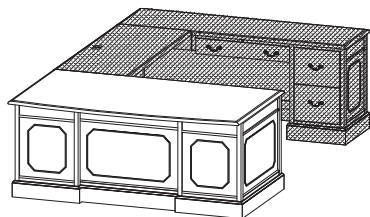


<b>8DCSPL72</b> Single pedestal credenza (LH), file/file pedestal (locking), with center/keyboard drawer in kneespace, one wire mgmt grommet in back panel, 54"W kneespace 21" x 72" x 30"H (220 lbs)	<b>\$4513</b>
<b>8DCSPL72-24</b> - 24" x 72" x 30"H	<b>\$4937</b>
<b>8DCSPL66</b> Single pedestal credenza (LH), file/file pedestal (locking), with center/keyboard drawer in kneespace, one wire mgmt grommet in back panel, 48"W kneespace 21" x 66" x 30"H (205 lbs)	<b>\$3188</b>
<b>8DCSPL66-24</b> - 24" x 66" x 30"H	<b>\$3577</b>

# MONTEBELLO SERIES

List Price

## U Configurations - Single Pedestal Desks



### 8KSPL84

\$5922

Executive single pedestal desk (LH) with arc conference top, pencil/box/file pedestal, center drawer, central locking, left hand writing slide, 6" approach overhang  
42" x 84" x 30"H (350 lbs)

### 8KSPL72

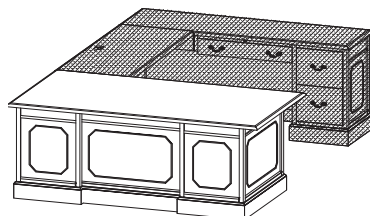
\$5649

Executive single pedestal desk (LH) with arc conference top, pencil/box/file pedestal, center drawer, central locking, left hand writing slide, 6" approach overhang  
42" x 72" x 30"H (325 lbs)

### 8KSPL7236

\$5516

Executive single pedestal desk (LH) with arc conference top, pencil/box/file pedestal, center drawer, central locking, left hand writing slide, 6" approach overhang  
36" x 72" x 30"H (310 lbs)



### 8SPL84

\$5638

Executive single pedestal desk (LH) with conference top, pencil/box/file pedestal, center drawer, central locking, left hand writing slide, 6" approach and left side overhang  
42" x 84" x 30"H (340 lbs)

### 8SPL72

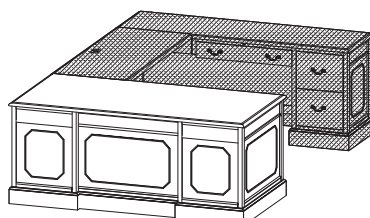
\$5550

Executive single pedestal desk (LH) with conference top, pencil/box/file pedestal, center drawer, central locking, left hand writing slide, 6" approach and left side overhang  
36" x 72" x 30"H (310 lbs)

### 8SPL6636

\$5148

Executive single pedestal desk (LH) with conference top, pencil/box/file pedestal, center drawer, central locking, left hand writing slide, 6" approach overhang only  
36" x 66" x 30"H (280 lbs)



### 8SPL72F

\$5438

Executive single pedestal desk (LH) with fitted top, pencil/box/file pedestal, center drawer, central locking, left hand writing slide  
36" x 72" x 30"H (300 lbs)

### 8SPL7230

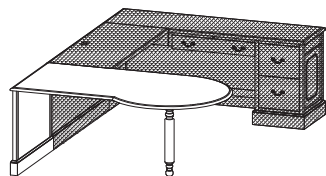
\$5014

Executive single pedestal desk (LH) with fitted top, pencil/box/file pedestal, center drawer, central locking, left hand writing slide  
30" x 72" x 30"H (290 lbs)

### 8SPL66

\$4692

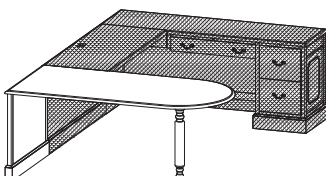
Executive single pedestal desk (LH) with fitted top, pencil/box/file pedestal, center drawer, central locking, left hand writing slide  
30" x 66" x 30"H (275 lbs)



### 8WSP72L \_

\$3460

P-Top desk (LH), 42" diameter end, with sculptured wood pedestal leg 36"-42" x 72" x 30"H (170 lbs)



### 8WSB7236L \_

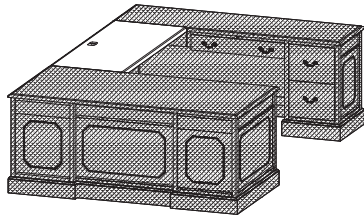
\$2983

Bullet top desk (LH), 36" diameter end, with sculptured wood pedestal leg, 42" corner unit  
36" x 72" x 30"H (170 lbs)

# MONTEBELLO SERIES

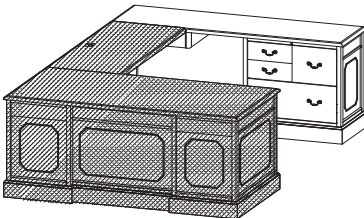
List Price

## U Configurations - Connecting Bridges

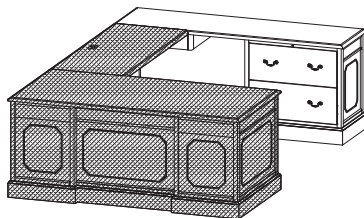


<b>8WS54</b> Executive height bridge, one computer grommet 24" x 54" x 30"H (105 lbs)	<b>\$2009</b>
<b>8WS48</b> Executive height bridge, one computer grommet 24" x 48" x 30"H (95 lbs)	<b>\$1767</b>
<b>8WS42</b> Executive height bridge, one computer grommet 24" x 42" x 30"H (78 lbs)	<b>\$1578</b>

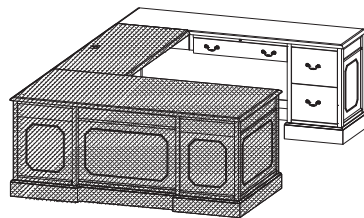
## U Configurations - Single Pedestal Credenzas



<b>8DCSPR84FC</b> Single pedestal credenza (RH), file center pedestal (locking), two box, one file drawer top, one lateral file drawer bottom, one wire mgmt grommet, 52 3/4"W kneespace 21" x 84" x 30"H (320 lbs)	<b>\$5037</b>
<b>8DCSPR84FC-24</b> - 24" x 84" x 30"H	<b>\$5496</b>
<b>8DCSPR72FC</b> Single pedestal credenza (RH), file center pedestal (locking), two box, one file drawer top, one lateral file drawer bottom, one wire mgmt grommet, 40 3/4"W kneespace 21" x 72" x 30"H (260 lbs)	<b>\$4647</b>
<b>8DCSPR72FC-24</b> - 24" x 72" x 30"H	<b>\$5070</b>
<b>8DCSPR66FC</b> Single pedestal credenza (RH), file center pedestal (locking), two box, one file drawer top, one lateral file drawer bottom, one wire mgmt grommet, 34 3/4"W kneespace 21" x 66" x 30"H (215 lbs)	<b>\$4390</b>
<b>8DCSPR66FC-24</b> - 24" x 66" x 30"H	<b>\$4779</b>



<b>8DCSPR84LF</b> Single pedestal credenza (RH), two lateral file drawers (locking), legal or letter filing, one wire mgmt grommet in back panel, 52 3/4"W kneespace 21" x 84" x 30"H (290 lbs)	<b>\$4881</b>
<b>8DCSPR84LF-24</b> - 24" x 84" x 30"H	<b>\$5341</b>
<b>8DCSPR72LF</b> Single pedestal credenza (RH), two lateral file drawers (locking), legal or letter filing, one wire mgmt grommet in back panel, 40 3/4"W kneespace 21" x 72" x 30"H (275 lbs)	<b>\$4528</b>
<b>8DCSPR72LF-24</b> - 24" x 72" x 30"H	<b>\$4952</b>
<b>8DCSPR66LF</b> Single pedestal credenza (RH), two lateral file drawers (locking), legal or letter filing, one wire mgmt grommet in back panel, 34 3/4"W kneespace 21" x 66" x 30"H (260 lbs)	<b>\$4290</b>
<b>8DCSPR66LF-24</b> - 24" x 66" x 30"H	<b>\$4679</b>

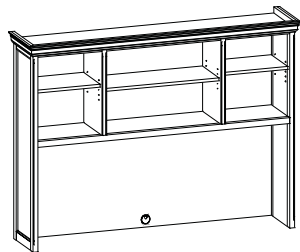


<b>8DCSPR72</b> Single pedestal credenza (RH), file/file pedestal (locking), with center/keyboard drawer in kneespace, one wire mgmt grommet in back panel, 54"W kneespace 21" x 72" x 30"H (220 lbs)	<b>\$4513</b>
<b>8DCSPR72-24</b> - 24" x 72" x 30"H	<b>\$4937</b>
<b>8DCSPR66</b> Single pedestal credenza (RH), file/file pedestal (locking), with center/keyboard drawer in kneespace, one wire mgmt grommet in back panel, 48"W kneespace 21" x 66" x 30"H (205 lbs)	<b>\$3188</b>
<b>8DCSPR66-24</b> - 24" x 66" x 30"H	<b>\$3577</b>

# MONTEBELLO SERIES

List Price

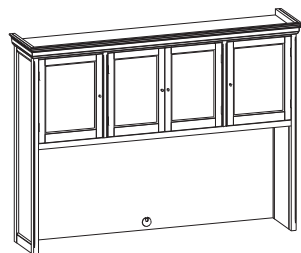
## Hutches



**8HO81-O** \$4591  
 Overhead storage unit, open, three storage areas, one adjustable shelf per section, cornice top, two wire mgmt access grommets in center back panel  
 26 3/4" clearance between apron rail & worksurface  
 15 1/2" x 81" x 53"H (280 lbs)

**8HO69-O** \$4436  
 Overhead storage unit, open, three storage areas, one adjustable shelf per section, cornice top, two wire mgmt access grommets in center back panel  
 26 3/4" clearance between apron rail & worksurface  
 15 1/2" x 69" x 53"H (210 lbs)

**8HO63-O** \$4056  
 Overhead storage unit, open, three storage areas, one adjustable shelf per section, cornice top, two wire mgmt access grommets in center back panel  
 26 3/4" clearance between apron rail & worksurface  
 15 1/2" x 63" x 53"H (180 lbs)



**8HO81-W** \$5849  
 Overhead storage unit with hinged wood doors (non-locking), three storage areas behind four hinged doors, one adjustable shelf per section, cornice top, two wire mgmt access grommets in center back panel  
 26 3/4" clearance between apron rail & worksurface  
 15 1/2" x 81" x 53"H (280 lbs)

**8HO69-W** \$5352  
 Overhead storage unit with hinged wood doors (non-locking), three storage areas behind four hinged doors, one adjustable shelf per section, cornice top, two wire mgmt access grommets in center back panel  
 26 3/4" clearance between apron rail & worksurface  
 15 1/2" x 69" x 53"H (210 lbs)

**8HO63-W** \$5004  
 Overhead storage unit with hinged wood doors (non-locking), three storage areas behind four hinged doors, one adjustable shelf per section, cornice top, two wire mgmt access grommets in center back panel  
 26 3/4" clearance between apron rail & worksurface  
 15 1/2" x 63" x 53"H (180 lbs)

## Accessories



**TB77** \$507  
 Fabric tackboard, (COM, Grade A, Grade B) 3/4" x 77" x 15 1/2"H (20 lbs)

**TB65** \$429  
 Fabric tackboard, (COM, Grade A, Grade B) 3/4" x 65" x 15 1/2"H (16 lbs)

**TB59** \$414  
 Fabric tackboard, (COM, Grade A, Grade B) 3/4" x 59" x 15 1/2"H (14 lbs)



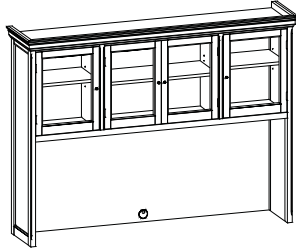
**TL48** \$231  
 Task light (UL approved), 6" x 48" x 1 1/2"H (15 lbs)

**TL24** \$199  
 Task light (UL approved), 6" x 24" x 1 1/2"H (10 lbs)

# MONTEBELLO SERIES

List Price

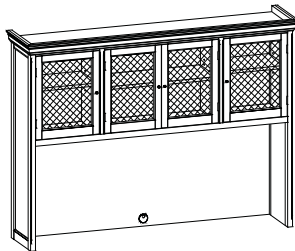
## Hutches



**8HO81-G** **\$5700**  
 Overhead storage unit with hinged glass doors (non-locking), three storage areas behind four hinged doors, one adjustable shelf per section, cornice top, two wire mgmt access grommets in center back panel  
 26 3/4" clearance between apron rail & worksurface  
 15 1/2" x 81" x 53"H (280 lbs)

**8HO69-G** **\$5394**  
 Overhead storage unit with hinged glass doors (non-locking), three storage areas behind four hinged doors, one adjustable shelf per section, cornice top, two wire mgmt access grommets in center back panel  
 26 3/4" clearance between apron rail & worksurface  
 15 1/2" x 69" x 53"H (210 lbs)

**8HO63-G** **\$5092**  
 Overhead storage unit with hinged glass doors (non-locking), three storage areas behind four hinged doors, one adjustable shelf per section, cornice top, two wire mgmt access grommets in center back panel  
 26 3/4" clearance between apron rail & worksurface  
 15 1/2" x 63" x 53"H (180 lbs)



**8HO81-M** **\$6128**  
 Overhead storage unit with hinged woven wire mesh doors (non-locking), three storage areas behind four hinged doors, one adjustable shelf per section, cornice top, two wire mgmt access grommets in center back panel  
 26 3/4" clearance between apron rail & worksurface  
 15 1/2" x 81" x 53"H (280 lbs)

**8HO69-M** **\$5839**  
 Overhead storage unit with hinged woven wire mesh doors (non-locking), three storage areas behind four hinged doors, one adjustable shelf per section, cornice top, two wire mgmt access grommets in center back panel  
 26 3/4" clearance between apron rail & worksurface  
 15 1/2" x 69" x 53"H (210 lbs)

**8HO63-M** **\$5566**  
 Overhead storage unit with hinged woven wire mesh doors (non-locking), three storage areas behind four hinged doors, one adjustable shelf per section, cornice top, two wire mgmt access grommets in center back panel  
 26 3/4" clearance between apron rail & worksurface  
 15 1/2" x 63" x 53"H (180 lbs)

## Accessories



**TB77** **\$507**  
 Fabric tackboard, (COM, Grade A, Grade B) 3/4" x 77" x 15 1/2"H (20 lbs)

**TB65** **\$429**  
 Fabric tackboard, (COM, Grade A, Grade B) 3/4" x 65" x 15 1/2"H (16 lbs)

**TB59** **\$414**  
 Fabric tackboard, (COM, Grade A, Grade B) 3/4" x 59" x 15 1/2"H (14 lbs)



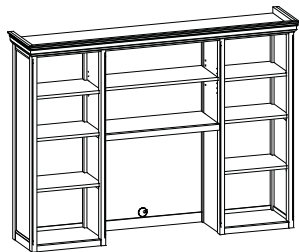
**TL48** **\$231**  
 Task light (UL approved), 6" x 48" x 1 1/2"H (15 lbs)

**TL24** **\$199**  
 Task light (UL approved), 6" x 24" x 1 1/2"H (10 lbs)

# MONTEBELLO SERIES

List Price

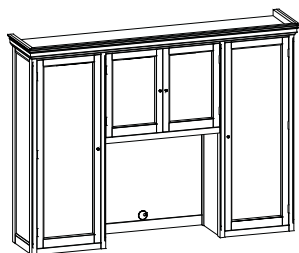
## Hutches



**8HC81-O** \$5031  
 Open hutch, three storage areas, three adjustable shelves in outer sections, one adjustable shelf in center section, cornice top, two wire mgmt access grommets in center back panel  
 26 3/4" clearance between apron rail & worksurface  
 15 1/2" x 81" x 53"H (210 lbs)

**8HC69-O** \$4390  
 Open hutch, three storage areas, three adjustable shelves in outer sections, one adjustable shelf in center section, cornice top, two wire mgmt access grommets in center back panel  
 26 3/4" clearance between apron rail & worksurface  
 15 1/2" x 69" x 53"H (210 lbs)

**8HC63-O** \$4095  
 Open hutch, three storage areas, three adjustable shelves in outer sections, one adjustable shelf in center section, cornice top, two wire mgmt access grommets in center back panel  
 26 3/4" clearance between apron rail & worksurface  
 15 1/2" x 63" x 53"H (180 lbs)



**8HC81-W** \$6803  
 Hutch, hinged wooden doors (non-locking), three storage areas, three adjustable shelves in outer sections, one adjustable shelf in center section, cornice top, two wire mgmt access grommets in center back panel, 26 3/4" clearance between apron rail & worksurface  
 15 1/2" x 81" x 53"H (280 lbs)

**8HC69-W** \$6313  
 Hutch, hinged wooden doors (non-locking), three storage areas, three adjustable shelves in outer sections, one adjustable shelf in center section, cornice top, two wire mgmt access grommets in center back panel, 26 3/4" clearance between apron rail & worksurface  
 15 1/2" x 69" x 53"H (210 lbs)

**8HC63-W** \$5816  
 Hutch, hinged wooden doors (non-locking), three storage areas, three adjustable shelves in outer sections, one adjustable shelf in center section, cornice top, two wire mgmt access grommets in center back panel, 26 3/4" clearance between apron rail & worksurface  
 15 1/2" x 63" x 53"H (180 lbs)

## Accessories



**TB41** \$292  
 Fabric tackboard, (COM, Grade A, Grade B) 3/4" x 41" x 15 1/2"H (20 lbs)

**TB29** \$210  
 Fabric tackboard, (COM, Grade A, Grade B) 3/4" x 29" x 15 1/2"H (16 lbs)

**TB23** \$171  
 Fabric tackboard, (COM, Grade A, Grade B) 3/4" x 23" x 15 1/2"H (14 lbs)



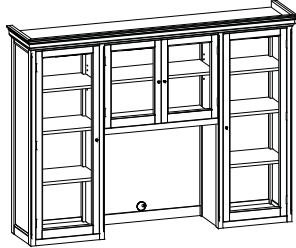
**TL48** \$231  
 Task light (UL approved), 6" x 48" x 1 1/2"H (15 lbs)

**TL24** \$199  
 Task light (UL approved), 6" x 24" x 1 1/2"H (10 lbs)

# MONTEBELLO SERIES

List Price

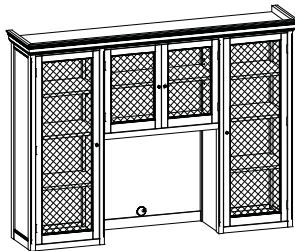
## Hutches



**8HC81-G** **\$6435**  
 Hutch, hinged glass doors (non-locking), three storage areas, three adjustable shelves in outer sections, one adjustable shelf in center section, cornice top, two wire mgmt access grommets in center back panel, 26 3/4" clearance between apron rail & worksurface  
 15 1/2" x 81" x 53"H (280 lbs)

**8HC69-G** **\$6061**  
 Hutch, hinged glass doors (non-locking), three storage areas, three adjustable shelves in outer sections, one adjustable shelf in center section, cornice top, two wire mgmt access grommets in center back panel, 26 3/4" clearance between apron rail & worksurface  
 15 1/2" x 69" x 53"H (210 lbs)

**8HC63-G** **\$5583**  
 Hutch, hinged glass doors (non-locking), three storage areas, three adjustable shelves in outer sections, one adjustable shelf in center section, cornice top, two wire mgmt access grommets in center back panel, 26 3/4" clearance between apron rail & worksurface  
 15 1/2" x 63" x 53"H (180 lbs)



**8HC81-M** **\$7544**  
 Hutch, hinged woven mesh doors (non-locking), three storage areas, three adjustable shelves in outer sections, one adjustable shelf in center section, cornice top, two wire mgmt access grommets in center back panel, 26 3/4" clearance between apron rail & worksurface  
 15 1/2" x 81" x 53"H (280 lbs)

**8HC69-M** **\$7207**  
 Hutch, hinged woven mesh doors (non-locking), three storage areas, three adjustable shelves in outer sections, one adjustable shelf in center section, cornice top, two wire mgmt access grommets in center back panel, 26 3/4" clearance between apron rail & worksurface  
 15 1/2" x 69" x 53"H (210 lbs)

**8HC63-M** **\$6664**  
 Hutch, hinged woven mesh doors (non-locking), three storage areas, three adjustable shelves in outer sections, one adjustable shelf in center section, cornice top, two wire mgmt access grommets in center back panel, 26 3/4" clearance between apron rail & worksurface  
 15 1/2" x 63" x 53"H (180 lbs)

## Accessories



**TB41** **\$292**  
 Fabric tackboard, (COM, Grade A, Grade B) 3/4" x 41" x 15 1/2"H (20 lbs)

**TB29** **\$210**  
 Fabric tackboard, (COM, Grade A, Grade B) 3/4" x 29" x 15 1/2"H (16 lbs)

**TB23** **\$171**  
 Fabric tackboard, (COM, Grade A, Grade B) 3/4" x 23" x 15 1/2"H (14 lbs)



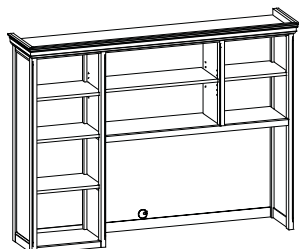
**TL48** **\$231**  
 Task light (UL approved), 6" x 48" x 1 1/2"H (15 lbs)

**TL24** **\$199**  
 Task light (UL approved), 6" x 24" x 1 1/2"H (10 lbs)

# MONTEBELLO SERIES

List Price

## Hutches



(Left version shown)

**8HR81-O (right)** \$5137

**8HL81-O (left)**

Open hutch, three storage areas, three adjustable shelves in outer riser section, one adjustable shelf in each upper overhead section, cornice top, two wire mgmt access grommets in center back panel  
26 3/4" clearance between apron rail & worksurface  
15 1/2" x 81" x 53"H (lbs)

**8HR69-O (right)** \$4513

**8HL69-O (left)**

Open hutch, three storage areas, three adjustable shelves in outer riser section, one adjustable shelf in each upper overhead section, cornice top, two wire mgmt access grommets in center back panel  
26 3/4" clearance between apron rail & worksurface  
15 1/2" x 69" x 53"H (lbs)

**8HR63-O\_ (right)** \$4307

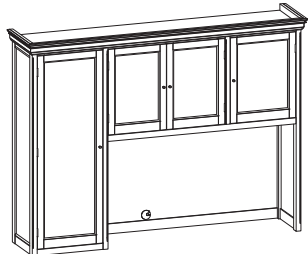
**8HL63-O\_ (left)**

Open hutch, three storage areas, three adjustable shelves in outer riser section, one adjustable shelf in each upper overhead section, cornice top, two wire mgmt access grommets in center back panel  
26 3/4" clearance between apron rail & worksurface  
15 1/2" x 63" x 53"H (lbs)

**8HR81-W (right)** \$6697

**8HL81-W (left)**

Hutch, hinged wooden doors (non-locking), three storage areas, three adjustable shelves in outer riser section, one adjustable shelf in each upper overhead section, cornice top, two wire mgmt access grommets in center back panel, 26 3/4" clearance between apron rail & worksurface  
15 1/2" x 81" x 53"H (lbs)



(Left version shown)

**8HR69-W (right)** \$5862

**8HL69-W (left)**

Hutch, hinged wooden doors (non-locking), three storage areas, three adjustable shelves in outer riser section, one adjustable shelf in each upper overhead section, cornice top, two wire mgmt access grommets in center back panel, 26 3/4" clearance between apron rail & worksurface  
15 1/2" x 69" x 53"H (lbs)

**8HR63-W (right)** \$5477

**8HL63-W (left)**

Hutch, hinged wooden doors (non-locking), three storage areas, three adjustable shelves in outer riser section, one adjustable shelf in each upper overhead section, cornice top, two wire mgmt access grommets in center back panel, 26 3/4" clearance between apron rail & worksurface  
15 1/2" x 63" x 53"H (lbs)

## Accessories



**TB59** \$414

Fabric tackboard, (COM, Grade A, Grade B) 3/4" x 59" x 15 1/2"H (14 lbs)

**TB47** \$363

Fabric tackboard, (COM, Grade A, Grade B) 3/4" x 47" x 15 1/2"H (16 lbs)

**TB41** \$292

Fabric tackboard, (COM, Grade A, Grade B) 3/4" x 41" x 15 1/2"H (11 lbs)



**TL48** \$231

Task light (UL approved), 6" x 48" x 1 1/2"H (15 lbs)

**TL24** \$199


Task light (UL approved), 6" x 24" x 1 1/2"H (10 lbs)



# MONTEBELLO SERIES

List Price

## Hutches



(Left version shown)

**8HR81-G (right)**  
**8HL81-G (left)**

\$6146

Hutch, hinged glass doors (non-locking), three storage areas, three adjustable shelves in outer riser section, one adjustable shelf in each upper overhead section, cornice top, two wire mgmt access grommets in center back panel, 26 3/4" clearance between apron rail & worksurface 15 1/2" x 81" x 53"H (lbs)

**8HR69-G (right)**  
**8HL69-G (left)**


\$5616

Hutch, hinged glass doors (non-locking), three storage areas, three adjustable shelves in outer riser section, one adjustable shelf in each upper overhead section, cornice top, two wire mgmt access grommets in center back panel, 26 3/4" clearance between apron rail & worksurface 15 1/2" x 69" x 53"H (lbs)

**8HR63-G (right)**  
**8HL63-G (left)**

\$5315

Hutch, hinged glass doors (non-locking), three storage areas, three adjustable shelves in outer riser section, one adjustable shelf in each upper overhead section, cornice top, two wire mgmt access grommets in center back panel, 26 3/4" clearance between apron rail & worksurface 15 1/2" x 63" x 53"H (lbs)



(Left version shown)

**8HR81-M (right)**  
**8HL81-M (left)**

\$7265

Hutch, hinged woven wire mesh doors (non-locking), three storage areas, three adjustable shelves in outer riser section, one adjustable shelf in each upper overhead section, cornice top, two wire mgmt access grommets in center back panel, 26 3/4" clearance between apron rail & worksurface 15 1/2" x 81" x 53"H (lbs)

**8HR69-M (right)**  
**8HL69-M (left)**

\$6358

Hutch, hinged woven wire mesh doors (non-locking), three storage areas, three adjustable shelves in outer riser section, one adjustable shelf in each upper overhead section, cornice top, two wire mgmt access grommets in center back panel, 26 3/4" clearance between apron rail & worksurface 15 1/2" x 69" x 53"H (lbs)

**8HR63-M (right)**  
**8HL63-M (left)**

\$5940

Hutch, hinged woven wire mesh doors (non-locking), three storage areas, three adjustable shelves in outer riser section, one adjustable shelf in each upper overhead section, cornice top, two wire mgmt access grommets in center back panel, 26 3/4" clearance between apron rail & worksurface 15 1/2" x 63" x 53"H (lbs)

## Accessories



**TB59**

Fabric tackboard, (COM, Grade A, Grade B) 3/4" x 59" x 15 1/2"H (14 lbs)

\$414

**TB47**

Fabric tackboard, (COM, Grade A, Grade B) 3/4" x 47" x 15 1/2"H (16 lbs)

\$363

**TB41**

Fabric tackboard, (COM, Grade A, Grade B) 3/4" x 41" x 15 1/2"H (11 lbs)

\$292



**TL48**

Task light (UL approved), 6" x 48" x 1 1/2"H (15 lbs)

\$231

**TL24**

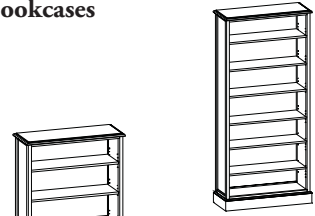
Task light (UL approved), 6" x 24" x 1 1/2"H (10 lbs)

\$199

# MONTEBELLO SERIES

List Price


## Bookcases



### 8BCO-84

Open bookcase with four adjustable and two fixed shelves (bottom & middle)  
15 1/2" x 39" x 84"H (225 lbs) **\*\*unit must be permanently attached to wall**

\$3867



### 8BCO-72

Open bookcase with three adjustable and two fixed shelves (bottom & middle)  
15 1/2" x 39" x 72"H (196 lbs)

\$3800



### 8BCO-48

Open bookcase with three adjustable and one fixed bottom shelf  
15 1/2" x 39" x 48"H (140 lbs)

\$2816



### 8BCO-30

Open bookcase with one adjustable and one fixed bottom shelf  
15 1/2" x 35" x 30"H (65 lbs)

\$1749



### 8BC-G

Bookcase with glass doors (non-locking), three adjustable shelves and one fixed shelf (bottom)  
15 1/2" x 39" x 48"H (150 lbs)

\$3384



### 8BC-W

Bookcase with wood doors (non-locking), three adjustable shelves and one fixed shelf (bottom)  
15 1/2" x 39" x 48"H (150 lbs)

\$3584



### 8BC-M

Bookcase with woven wire mesh grille doors (non-locking), three adjustable shelves and one fixed shelf (bottom)  
15 1/2" x 39" x 48"H (150 lbs)

\$4168

### 8BC2-O

Double unit open bookcase with three adjustable shelves and one fixed shelf (bottom) in each section  
15 1/2" x 60" x 53"H (230 lbs)

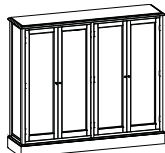
\$4601



### 8BC2-G

Double unit bookcase with glass doors, three adjustable shelves and one fixed shelf (bottom) in each section  
15 1/2" x 60" x 53"H (250 lbs)


\$5241



### 8BC2-W

Double unit bookcase with wood doors, three adjustable shelves and one fixed shelf (bottom) in each section  
15 1/2" x 60" x 53"H (250 lbs)

\$5471



### 8BC2-M

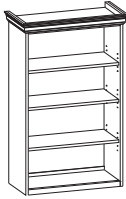
Double unit bookcase with woven wire mesh grille doors, three adjustable shelves and one fixed shelf (bottom) in each section  
15 1/2" x 60" x 53"H (250 lbs)

\$5862

# MONTEBELLO SERIES

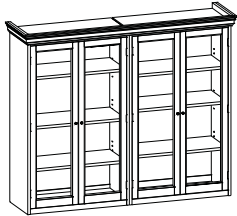
List Price

## Hutches



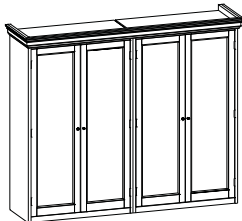
<b>80SU1-32-O</b>	<b>Open (shown)</b>	<b>\$2609</b>
<b>80SU1-32-G</b>	<b>Glass doors (non-locking)</b>	<b>\$3198</b>
<b>80SU1-32-W</b>	<b>Wood doors (non-locking)</b>	<b>\$3354</b>
<b>80SU1-32-M</b>	<b>Woven wire mesh grille doors (non-locking)</b>	<b>\$3744</b>

Single unit hutch with three adjustable shelves per section, cornice top  
 \*\*properly fits on 32" wide lower unit  
 15 1/2" x 31 1/2" x 53"H (110 lbs)  
 Optional locking doors (LK) - add \$60 list per set of doors




<b>80SU2-60-O</b>	<b>Open</b>	<b>\$4424</b>
<b>80SU2-60-G</b>	<b>Glass doors (non-locking) (shown)</b>	<b>\$5366</b>
<b>80SU2-60-W</b>	<b>Wood doors (non-locking)</b>	<b>\$5728</b>
<b>80SU2-60-M</b>	<b>Woven wire mesh grille doors (non-locking)</b>	<b>\$6134</b>

Double unit hutch with three adjustable shelves per section, cornice top  
 \*\*properly fits on 60" wide lower unit  
 \*\*ships in three (3) pieces  
 15 1/2" x 59 1/2" x 53"H (220 lbs)  
 Optional locking doors (LK) - add \$60 list per set of doors



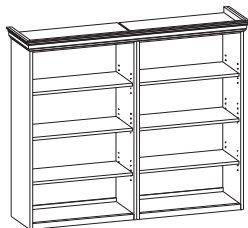
<b>80SU2-66-O</b>	<b>Open</b>	<b>\$4770</b>
<b>80SU2-66-G</b>	<b>Glass doors (non-locking)</b>	<b>\$5783</b>
<b>80SU2-66-W</b>	<b>Wood doors (non-locking) (shown)</b>	<b>\$6017</b>
<b>80SU2-66-M</b>	<b>Woven wire mesh grille doors (non-locking)</b>	<b>\$6480</b>

Double unit hutch with three adjustable shelves per section, cornice top  
 \*\*properly fits on 66" wide lower unit  
 \*\*ships in three (3) pieces  
 15 1/2" x 65 1/2" x 53"H (250 lbs)  
 Optional locking doors (LK) - add \$60 list per set of doors



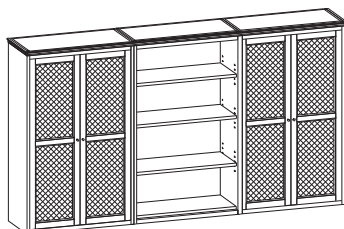
<b>80SU2-72-O</b>	<b>Open</b>	<b>\$5021</b>
<b>80SU2-72-G</b>	<b>Glass doors (non-locking)</b>	<b>\$5950</b>
<b>80SU2-72-W</b>	<b>Wood doors (non-locking)</b>	<b>\$6252</b>
<b>80SU2-72-M</b>	<b>Woven wire mesh grille doors (non-locking) (shown)</b>	<b>\$6686</b>

Double unit hutch with three adjustable shelves per section, cornice top  
 \*\*properly fits on 72" wide lower unit  
 \*\*ships in three (3) pieces  
 15 1/2" x 71 1/2" x 53"H (275 lbs)  
 Optional locking doors (LK) - add \$60 list per set of doors



<b>80SU2-84-O</b>	<b>Open (shown)</b>	<b>\$5315</b>
<b>80SU2-84-G</b>	<b>Glass doors (non-locking)</b>	<b>\$6224</b>
<b>80SU2-84-W</b>	<b>Wood doors (non-locking)</b>	<b>\$6474</b>
<b>80SU2-84-M</b>	<b>Woven wire mesh grille doors (non-locking)</b>	<b>\$6936</b>

Double unit hutch with three adjustable shelves per section, cornice top  
 \*\*properly fits on 84" wide lower unit  
 \*\*ships in three (3) pieces  
 15 1/2" x 83 1/2" x 53"H (300 lbs)  
 Optional locking doors (LK) - add \$60 list per set of doors



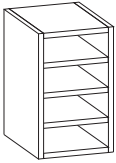
<b>80SU3-90-O</b>	<b>Open</b>	<b>\$5995</b>
<b>80SU3-90-G</b>	<b>Glass doors (non-locking)</b>	<b>\$7922</b>
<b>80SU3-90-GOG</b>	<b>Glass doors/Open/Glass doors (non-locking)</b>	<b>\$7432</b>
<b>80SU3-90-W</b>	<b>Wood doors (non-locking)</b>	<b>\$8262</b>
<b>80SU3-90-WOW</b>	<b>Wood/Open/Wood doors (non-locking)</b>	<b>\$7632</b>
<b>80SU3-90-M</b>	<b>Woven wire mesh grille doors (non-locking)</b>	<b>\$8680</b>
<b>80SU3-90-MOM</b>	<b>Wire mesh/Open/Wire mesh (non-locking) (shown)</b>	<b>\$8112</b>

Single unit hutch with three adjustable shelves per section, cornice top  
 \*\*properly fits on 90" wide lower unit  
 \*\*ships in four (4) pieces  
 15 1/2" x 89 1/2" x 53"H (350 lbs)  
 Optional locking doors (LK) - add \$60 list per set of doors

# MONTEBELLO SERIES

List Price

## Accessories



**8PSA**  
 Portable work organizer, with three paper trays  
 15" x 12" x 17"H (20 lbs)

\$643



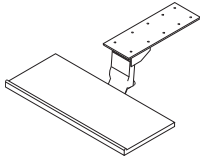
**8WB**  
 Wastebasket, wooden  
 12" x 12" x 16"H (14 lbs)

\$621



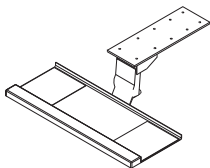
**8C**  
 Costumer, turned post, solid wood  
 66"H (15 lbs)

\$584



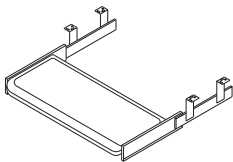
**AKPW**  
 Articulating keyboard - leverless, 5" height adjustment, 25 degree tilt - 360 degree swivel, wooden keyboard tray - specify finish  
 11 1/4" x 21 1/2" x 2 3/4"H (25 lbs)

\$507



**AKP**  
 Articulating keyboard - leverless, with non- handed mouse pad, 5" height adjustment, 25 degree tilt - 360 degree swivel, black molded keyboard tray  
 11" x 25" x 2 3/4"H (21 lbs)

\$362



**KD**  
 Pull-out keyboard - leverless, black molded keyboard tray  
 10 5/8" x 21 1/2" x 3 5/8"H (8 lbs)

\$165



**LH**  
 Wire mgmt channel, 22" length - set of four, double sided velcro attachment

\$90