

METALLIX SERIES



Transitional styling accented with aluminum metal on bases and center backs highlights the Metallix series. Four top edge details with choices of 14 Cherry, Mahogany, Maple or Walnut finishes and five aluminum pull options along with many other standard features.

METALLIX SERIES

Finishes Available

Walnut


Natural Walnut



Richleigh Walnut



Royal Walnut



Empire Walnut



Old World Mahogany



Crescent Cherry on Walnut



Espresso



Cherry

Natural Cherry



Amber Cherry



Cinnamon Cherry



Collector's Cherry



Mocha Cherry



Mahogany on Cherry



Maple

Sunrise Maple



**The finishes shown on this page have been reproduced as accurately as possible, however, due to the printing process some finishes may vary slightly from the actual finish samples originally photographed. In addition, due to the nature of wood, it is possible that some slight variations in color and grain character may occur naturally (which is the beauty of a natural product). Wood finish chips are available for each of the above finishes if requested (please call customer service).

METALLIX SERIES



Options Available

HPL	Matching high pressure laminate substituted for wood top - Call customer service for matching finish selections	\$ N/C
CD	Add center drawer	\$ 402
CDCL	Center Drawer / Central locking (desks only)	\$ 531
FF	Change BBF pedestal to F/F	\$ N/C
CPU	Change PBF or FF pedestal to CPU pedestal - inside dimensions: 14 3/16"Wx17 13/16"Dx22 3/8"H - hinged door (non-locking), two ventilation slots in top and inside end panel grommet	\$ 119
PNT	Change lateral file or file center pedestal to printer pedestal - inside dimensions: 27 1/2"Wx17 13/16"Dx22 3/8"H - slide out printer shelf, wall access cut-out in back modesty and inside end panel grommet	\$ 119
LK	Locking of individual doors, drawers or pedestals (where not standard)	\$ 60
FS	Freestanding units - change from connecting unit (notched) to freestanding unit	\$ 95
GR	Wire mgmt grommet (note location)	\$ 66
AHM	Electronic height adjustable mechanism added to worksurface, lifting column, control box, control pendant, with memory settings, motor cable, main power cable, anti-collision dongle. Lower metal lifts and anti-tip brackets. Adjusts from 30" - 44"H	Contact Customer Service

Top Profile Options



K - Knife



V - Bevel



C - Tri-Oval



D - Reeded

Drawer Pull Options



ABL - Bar Long



ABM - Bar Medium



ABS - Bar Short



AN - Arc Nickel



LN - Bar Nickel

METALLIX SERIES

Warranty and Certification

All products listed are warranted against defects of material and workmanship under normal use and service for a minimum of 10 years from the date of installation (see full warranty information). All products listed are Level 2 BIFMA certified.

Veneer

Veneer on all exposed surfaces is American Black Walnut, Cherry or Maple. Outside surface veneers are book matched to provide proper grain consistency and uniform grain appearance. Drawer fronts are vertical grain cherry, maple or walnut veneers and matched in selected sets to ensure proper veneer balance and uniform grain appearance.

Wood Veneer Tops

1 3/16" thick tops utilizing 3-ply construction with solid cherry, maple or walnut wood band edging, shaped with four edge details. Top cores are high density particle board. Cherry, maple or walnut veneer tops are standard. High pressure laminate tops are optional, with many standard finishes having matching laminate tops available (call customer service for options).

Modesty Panels and End Panels

End panels are 3/4" thick, 3-ply construction with book matched veneers to provide proper grain consistency and uniform grain appearance. All veneers are vertical grain cherry, maple or walnut veneers matched to ensure proper veneer balance. Center backs are made of perforated aluminum metal on desks, bridges and returns. Full modesty panels are standard for desk, bridge, and kneespace credenzas. Optional half modesty panel options available.

Drawers

Drawer sides and backs are solid plywood, 7/16" thick. Drawer fronts are 3-ply hardwood construction, 3/4" thick with book matched veneers to provide proper grain consistency and uniform grain appearance. All drawers utilize five sided drawer construction. Drawers are assembled with dovetail construction in all four corners. All desk drawers are grooved for drawer partitions. Drawer bottoms are 7/32" 3-ply hardwood dado construction.

Doors

Doors are 3/4" thick, 3-ply construction with vertical grain cherry, maple or walnut veneers and matched in selected sets to ensure proper veneer balance and uniform grain appearance. European style hidden hinges are used on all doors. Tempered glass conforming to ASTM C 1048 is used in all glass doors.

Shelves

Shelves are 3-ply construction with a 1/4" cherry, maple or walnut rim on the front edge. All shelves are full depth of the interior compartment unless specified otherwise. Faces are book matched cherry, maple or walnut veneer. Hutch shelves are cherry, maple or walnut faced on both sides. A minimum of one adjustable or fixed shelf is provided with each cabinet storage unit (see individual unit for details). Adjustable shelves are provided with metal adjustable shelf hardware supports.

Bases

Bases are finished in an aluminum finish and mitered at all four corners. Height adjustable leveling glides are mounted in each corner with a threaded metal insert capped with a nylon glide that is height adjustable to approx. 1 1/2" to ensure proper leveling of the unit to varying floor conditions.

Hardware

Drawer Suspensions – File, box, pencil and center drawers utilize steel "A" grade heavy duty metal slides for smooth operation. All pedestal drawers have 100 % full extension slides. All suspension systems feature positive and cushioned in/out stops. All box, center, and tray drawers are removable without tools and the suspensions are designed to prevent accidental removal.

Locks – All desks and credenzas utilize pedestal locking. Lateral files are keyed as standard and feature central locking with anti-tip drawer interlock systems. Individual pieces are shipped random keyed. Units may be keyed alike upon special request. A minimum of fifty key changes (numbers) are available. Core lock changes are available (contact customer service).

Drawer Pulls – Three drawer pull options are available in aluminum finish and two drawer pull options are available in nickel finish.

Hinges – European style hidden hinges on all hinged doors.

Wire Management – Black wire management grommets are standard on all returns and bridge work surfaces located in back center of the tops. Black wire management access grommets are standard on all credenzas, hutches, overhead storage units and computer tables located in back panel. Optional additional black wire management grommets, wall access cut-outs, wiring harness and wiring channels along with integrated cable management to conceal power and data cords are also available. Optional data ports accessible at work surface height (see accessories).

Chassis Construction

Construction technique is mortise and tenon, groove and tenon, heavily glue blocked with hardwood cleats for maximum strength.

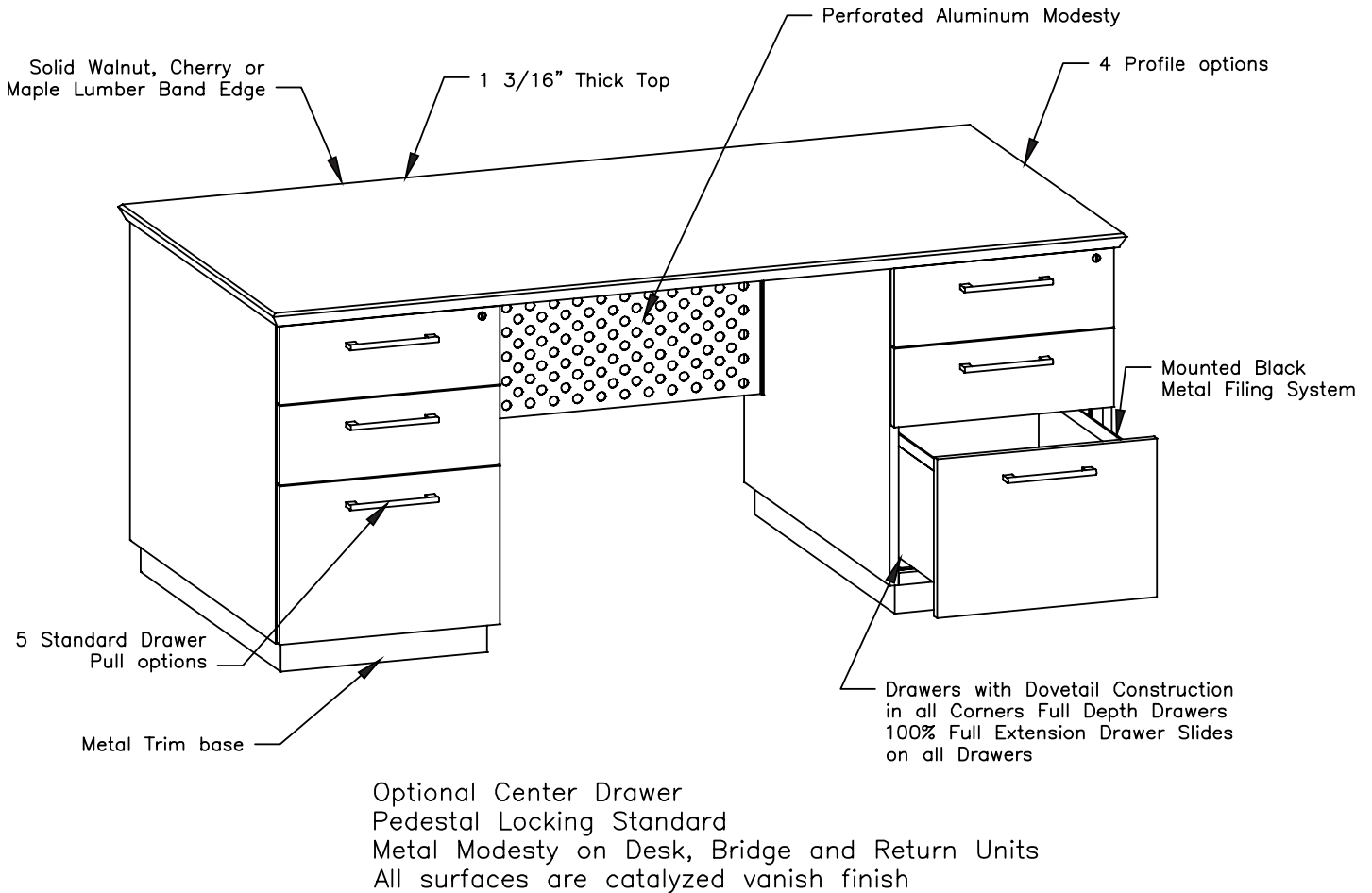
Filing

File drawers use an easily adjustable filing rail system which can be positioned to accommodate front to back or side to side letter or legal filing.

Finish

All exposed surfaces are finished with a UV inhibitor catalyzed varnish finish to ensure maximum durability, chemical resistance, color retention and clarity. All exterior surfaces are finished in the following multi-step sequence: sap stain, NGR stain, wash coat, wash coat sand, filler spray, filler wipe, sealer spray, sealer sand, varnish spray, varnish sand, varnish spray. Moisture content for all wooden parts is between 5 - 9% prior to sealing. Drawer interiors and exteriors are UV prefinished with sealer, sealer sand, and varnished. Custom finish matches are available, contact customer service for request.

METALLIX SERIES



Ordering Information

Use the following steps to correctly place your order:

1) Determine the correct model number for the item you are selecting - example:

4500FR72 = Double pedestal desk, 36" x 72" x 30"H

2) Determine the proper finish selection for the item - example:

4500FR72-OW = Double pedestal desk, 36" x 72" x 30"H, in Old World Mahogany

3) Determine any additional options you may wish for the item - example:


4500FC72-OW-GR = Double pedestal desk, 36" x 72" x 30"H, in Old World Mahogany, with optional grommet in top

METALLIX SERIES

List Price

Double Pedestal Desks

4500FK8442 **\$4783**
 Double pedestal desk with arc conference top, two box/box/file pedestals,
 pedestal locking, half modesty, 6" center approach side overhang
 38" W Kneespace
 42" x 84" x 30"H (425 lbs)
4500CD36 Optional Center Drawer **\$402**




4500FK7242 **\$4520**
 Double pedestal desk with arc conference top, two box/box/file pedestals,
 pedestal locking, half modesty, 6" center approach side overhang
 32" W Kneespace
 42" x 72" x 30"H (445 lbs)
4500CD30 Optional Center Drawer **\$402**

4500FK7236 **\$4280**
 Double pedestal desk with arc conference top, two box/box/file pedestals,
 pedestal locking, half modesty, 6" approach side overhang
 32" W Kneespace
 36" x 72" x 30"H (395 lbs)
4500CD30 Optional Center Drawer **\$402**

4500FR7236 **\$4333**
 Double pedestal desk, two box/box/file pedestals, pedestal locking,
 half modesty, 6" center approach side overhang
 32" W Kneespace
 36" x 72" x 30"H (430 lbs)
4500CD30 Optional Center Drawer **\$402**

4500FR7230 **\$4232**
 Double pedestal desk, two box/box/file pedestals, pedestal locking,
 half modesty, 6" center approach side overhang
 32" W Kneespace
 30" x 72" x 30"H (345 lbs)
4500CD30 Optional Center Drawer **\$402**



4500FR66 **\$4098**
 Double pedestal desk, two box/box/file pedestals, pedestal locking,
 half modesty, 6" center approach side overhang
 32" W Kneespace
 30" x 66" x 30"H (335 lbs)
4500CD30 Optional Center Drawer **\$402**

4500FR60 **\$3954**
 Double pedestal desk, two box/box/file pedestals, pedestal locking,
 half modesty, 6" center approach side overhang
 28" W Kneespace
 30" x 60" x 30"H (380 lbs)
4500CD24 Optional Center Drawer **\$402**

METALLIX SERIES

List Price

Credenzas

4500DC84-4 **\$4222**
Credenza with hinged door storage, two box/box/file pedestals (locking), hinged door storage area (non-locking) with one adjustable shelf, wire mgmt grommet in top
24" x 84" x 30"H (310 lbs)
Optional locking doors (LK) - add \$60 list



4500DC72-4 **\$4013**
Credenza with hinged door storage, two box/box/file pedestals (locking), hinged door storage area (non-locking) with one adjustable shelf, wire mgmt grommet in top
24" x 72" x 30"H (285 lbs)
Optional locking doors (LK) - add \$60 list

4500DC66-4 **\$3868**
Credenza with hinged door storage, two box/box/file pedestals (locking), hinged door storage area (non-locking) with one adjustable shelf, wire mgmt grommet in top
24" x 66" x 30"H (255 lbs)
Optional locking doors (LK) - add \$60 list

4500DC60-4 **\$3729**
Credenza with hinged door storage, two box/box/file pedestals (locking), hinged door storage area (non-locking) with one adjustable shelf, wire mgmt grommet in top
24" x 60" x 30"H (225 lbs)
Optional locking doors (LK) - add \$60 list

4500DC84-3 **\$3579**
Credenza with kneespace, two box/box/file pedestals (locking), wire mgmt grommet in top
45" W kneespace
24" x 84" x 30"H (265 lbs)



4500DC72-3 **\$3405**
Credenza with kneespace, two box/box/file pedestals (locking), wire mgmt grommet in top
33" W kneespace
24" x 72" x 30"H (255 lbs)

4500DC66-3 **\$3242**
Credenza with kneespace, two box/box/file pedestals (locking), wire mgmt grommet in top
33" W kneespace
24" x 66" x 30"H (245 lbs)

4500DC60-3 **\$3102**
Credenza with kneespace, two box/box/file pedestals (locking), wire mgmt grommet in top
27" W kneespace
24" x 60" x 30"H (235 lbs)

METALLIX SERIES

List Price

Storage Units



4500LF4V

Four drawer vertical lateral file, legal or letter cross filing, central locking
24" x 33" x 54"H (250 lbs)

\$3962



4500LF3

Three drawer vertical lateral file, legal or letter cross filing, central locking
24" x 33" x 42"H (230 lbs)

\$3044



4500LF2

Two drawer lateral file, legal or letter cross filing, central locking
24" x 33" x 30"H (160 lbs)

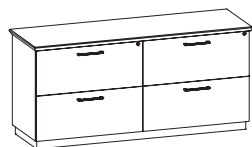
\$2351



4500FC5BC

Open storage/file, left and right file/file pedestal (locking), center - top open storage area, bottom - lateral file (locking), legal or letter filing, wire mgmt grommet in top
24" x 72" x 30"H (340 lbs)

\$3617



4500LF4-72

Double unit lateral file, legal or letter cross filing, central locking
24" x 72" x 30"H (235 lbs)

\$4436

4500LF4-66

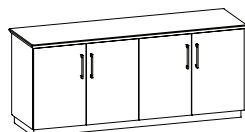
Double unit lateral file, legal or letter cross filing, central locking
24" x 66" x 30"H (215 lbs)

\$4046

4500LF4-60

Double unit lateral file, legal or letter cross filing, central locking
24" x 60" x 30"H (195 lbs)

\$3804



4500SC-72

Four door hinged door cabinet (non-locking), one adjustable shelf per section
24" x 72" x 30"H (300 lbs)
Optional locking doors (LK2) - add \$119 list

\$3509

4500SC-66


Four door hinged door cabinet (non-locking), one adjustable shelf per section
24" x 66" x 30"H (260 lbs)
Optional locking doors (LK2) - add \$119 list

\$3311

4500SC-60

Four door hinged door cabinet (non-locking), one adjustable shelf per section
24" x 60" x 30"H (200 lbs)
Optional locking doors (LK2) - add \$119 list

\$3145



4500SC-33

Two door hinged door cabinet (non-locking), one adjustable shelf
24" x 33" x 30"H (125 lbs)
Optional locking doors (LK) - add \$60 list

\$2205

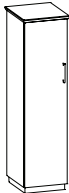
METALLIX SERIES

List Price

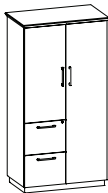
Storage Units



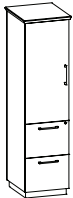
4500WC69 **\$4491**
 Wardrobe, left side clothing carrier, right side four adjustable shelves, non-locking
 24" x 36" x 69"H (265 lbs)
 Optional locking doors (LK) - add \$60 list
 Optional full wardrobe - full coat rod (FULL) - N/C



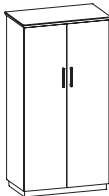
4500WC6918L hinged left (shown) **\$3493**
4500WC6918R hinged right
 Single unit wardrobe, top shelf, coat rod, non-locking left or right hinged door
 24" x 18" x 69"H (165 lbs)
 Optional locking door (LK) - add \$60 list



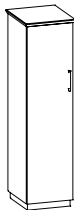
4500WSFFL left hand wardrobe **\$4645**
4500WSFFR right hand wardrobe (shown)
 Utility cabinet, wardrobe unit with hinged door (non-locking), top shelf, coat rod, file/file pedestal - bottom (locking), hinged door storage area (non-locking) with two adjustable shelves - top (right hand shown)
 24" x 36" x 69"H (350 lbs)
 Optional locking doors (LK2) - add \$119 list




4500SCFF6918L hinged left (shown) **\$3637**
4500SCFF6918R hinged right
 Utility cabinet, file/file pedestal - bottom (locking), hinged door storage area (non-locking) with two adjustable shelves - top
 24" x 18" x 69"H (180 lbs)
 Optional locking doors (LK1) - add \$60 list



4500SC69 **\$4227**
 Storage cabinet, hinged doors (non-locking), four adjustable shelves
 24" x 36" x 69"H (265 lbs)
 Optional locking doors (LK) - add \$60 list



4500SC6918L hinged left (shown) **\$3509**
4500SC6918R hinged right
 Storage cabinet, non-locking left or right hinged door, four adjustable shelves
 24" x 18" x 69"H (175 lbs)
 Optional locking door (LK) - add \$60 list



4500LF/BC **\$4955**
 Storage cabinet / Lateral file, upper hinged door storage (non-locking) with two adjustable shelves, bottom - two lateral file drawers (locking), legal or letter filing
 24" x 36" x 69"H (310 lbs)
 Optional locking doors (LK) - add \$60 list

METALLIX SERIES

List Price

Computer Desk Workstations - Single Pedestal Desks

4500ECWS8442R

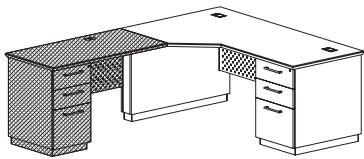
\$3921

Executive single pedestal computer desk (RH) with fitted top, box/box/file pedestal (locking), 42" corner unit, half modesty, two wire mgmt grommets in top
30" - 42" x 84" x 30"H (375 lbs)

4500ECWS7242R

\$3591

Executive single pedestal computer desk (RH) with fitted top, box/box/file pedestal (locking), 42" corner unit, half modesty, two wire mgmt grommets in top
30" - 42" x 72" x 30"H (340 lbs)



4500ECWS7236R

\$3408

Executive single pedestal computer desk (RH) with fitted top, box/box/file pedestal (locking), 36" corner unit, half modesty, two wire mgmt grommets in top
24" - 36" x 72" x 30"H (283 lbs)

4500ECWS6636R

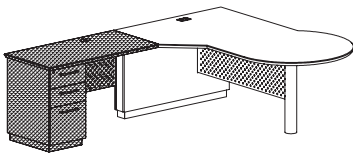
\$3166

Executive single pedestal computer desk (RH) with fitted top, box/box/file pedestal (locking), 36" corner unit, half modesty, two wire mgmt grommets in top
24" - 36" x 66" x 30"H (260 lbs)

4500ECWSP76R_

\$3183

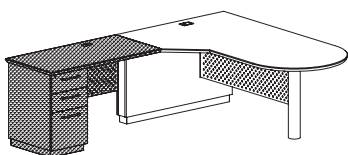
P-Top computer desk (RH), 36" diameter end, with 4" pedestal leg, 42" corner unit, one wire mgmt grommet in top
30" - 42" x 76" x 30"H (330 lbs)



4500ECWSB76R_

\$2904

Bullet top computer desk (RH), 30" diameter end, with 4" pedestal leg, 42" corner unit, one wire mgmt grommet in top
30" - 42" x 76" x 30"H (330 lbs)

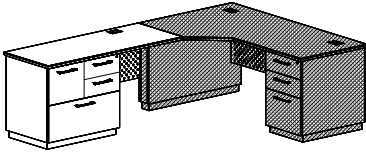


METALLIX SERIES

List Price

Computer Desk Workstations - Executive Returns

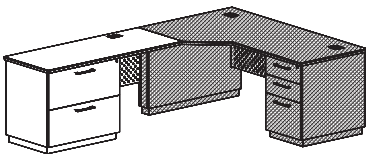
4500ERL72FCCU **\$2743**
 Executive height file center computer return (LH), file center pedestal (locking), two box, one file drawer top, one lateral file drawer bottom, one wire mgmt grommet, 42"W kneespace
 24" x 72" x 30"H (250 lbs)



4500ERL60FCCU **\$2443**
 Executive height file center computer return (LH), file center pedestal (locking), two box, one file drawer top, one lateral file drawer bottom, one wire mgmt grommet, 30"W kneespace
 24" x 60" x 30"H (195 lbs)

4500ERL54FCCU **\$2187**
 Executive height file center computer return (LH), file center pedestal (locking), two box, one file drawer top, one lateral file drawer bottom, one wire mgmt grommet, 24"W kneespace
 24" x 54" x 30"H (180 lbs)

4500ERL72LFCU **\$3193**
 Executive height lateral file computer return (LH), two lateral file drawers (locking), one wire mgmt grommet, 42"W kneespace
 24" x 72" x 30"H (250 lbs)

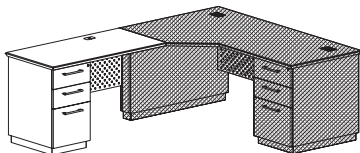


4500ERL60LFCU **\$2821**
 Executive height lateral file computer return (LH), two lateral file drawers (locking), one wire mgmt grommet, 30"W kneespace
 24" x 60" x 30"H (195 lbs)

4500ERL54LFCU **\$2583**
 Executive height lateral file computer return (LH), two lateral file drawers (locking), one wire mgmt grommet, 24"W kneespace
 24" x 54" x 30"H (180 lbs)

4500ERL72CU **\$2561**
 Executive height computer return (LH), box/box/file pedestal (locking), 1/2 support panel on connection end, one wire mgmt grommet, 54"W kneespace
 24" x 72" x 30"H (225 lbs)

4500ERL48CU **\$2146**
 Executive height computer return (LH), box/box/file pedestal (locking), one wire mgmt grommet, 31"W kneespace
 24" x 48" x 30"H (160 lbs)



4500ERL42CU **\$1950**
 Executive height computer return (LH), box/box/file pedestal (locking), one wire mgmt grommet, 25"W kneespace
 24" x 42" x 30"H (140 lbs)

4500ERL36CU **\$1779**
 Executive height computer return (LH), box/box/file pedestal (locking), one wire mgmt grommet, 19"W kneespace
 24" x 36" x 30"H (120 lbs)

METALLIX SERIES

List Price

Computer Desk Workstations - Single Pedestal Desks

4500ECWS8442L

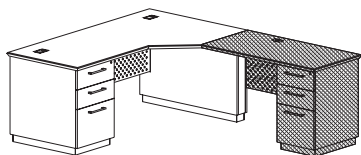
\$3921

Executive single pedestal computer desk (LH) with fitted top, box/box/file pedestal (locking), 42" corner unit, half modesty, two wire mgmt grommets in top
30" - 42" x 84" x 30"H (375 lbs)

4500ECWS7242L

\$3591

Executive single pedestal computer desk (LH) with fitted top, box/box/file pedestal (locking), 42" corner unit, half modesty, two wire mgmt grommets in top
30" - 42" x 72" x 30"H (340 lbs)



4500ECWS7236L

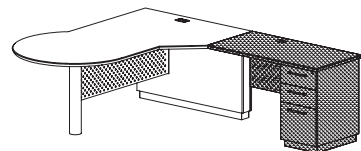
\$3408

Executive single pedestal computer desk (LH) with fitted top, box/box/file pedestal (locking), 36" corner unit, half modesty, two wire mgmt grommets in top
24" - 36" x 72" x 30"H (283 lbs)

4500ECWS6636L

\$3166

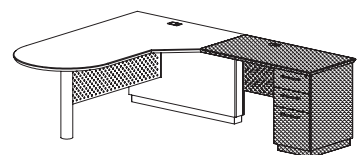
Executive single pedestal computer desk (LH) with fitted top, box/box/file pedestal (locking), 36" corner unit, half modesty, two wire mgmt grommets in top
24" - 36" x 66" x 30"H (260 lbs)



4500ECWSP76L

\$3183

P-Top computer desk (LH), 36" diameter end, with 4" pedestal leg, 42" corner unit, one wire mgmt grommet in top
30" - 42" x 76" x 30"H (330 lbs)



4500ECWSB76L

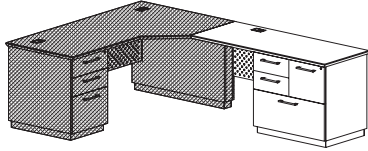
\$2904

Bullet top computer desk (LH), 30" diameter end, with 4" pedestal leg, 42" corner unit, one wire mgmt grommet in top
30" - 42" x 76" x 30"H (330 lbs)

METALLIX SERIES

List Price

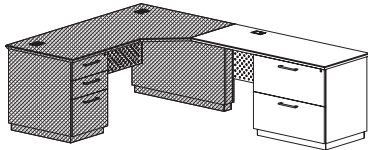
Computer Desk Workstations - Executive Returns



4500ERR72FCCU **\$2743**
 Executive height file center computer return (RH), file center pedestal (locking), two box, one file drawer top, one lateral file drawer bottom, one wire mgmt grommet, 42"W kneespace
 24" x 72" x 30"H (250 lbs)

4500ERR60FCCU **\$2443**
 Executive height file center computer return (RH), file center pedestal (locking), two box, one file drawer top, one lateral file drawer bottom, one wire mgmt grommet, 30"W kneespace
 24" x 60" x 30"H (195 lbs)

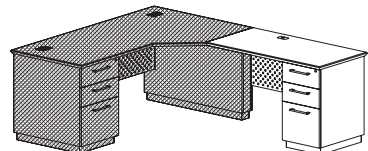
4500ERR54FCCU **\$2187**
 Executive height file center computer return (RH), file center pedestal (locking), two box, one file drawer top, one lateral file drawer bottom, one wire mgmt grommet, 24"W kneespace
 24" x 54" x 30"H (180 lbs)



4500ERR72LFCU **\$3193**
 Executive height lateral file computer return (RH), two lateral file drawers (locking), one wire mgmt grommet, 42"W kneespace
 24" x 72" x 30"H (250 lbs)

4500ERR60LFCU **\$2821**
 Executive height lateral file computer return (RH), two lateral file drawers (locking), one wire mgmt grommet, 30"W kneespace
 24" x 60" x 30"H (200 lbs)

4500ERR54LFCU **\$2583**
 Executive height lateral file computer return (RH), two lateral file drawers (locking), one wire mgmt grommet, 24"W kneespace
 24" x 54" x 30"H (180 lbs)



4500ERR72CU **\$2561**
 Executive height computer return (RH), box/box/file pedestal (locking), 1/2 support panel on connection end, one wire mgmt grommet, 54"W kneespace
 24" x 72" x 30"H (225 lbs)

4500ERR48CU **\$2146**
 Executive height computer return (RH), box/box/file pedestal (locking), one wire mgmt grommet, 31"W kneespace
 24" x 48" x 30"H (160 lbs)

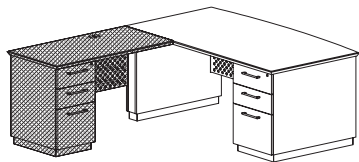
4500ERR42CU **\$1950**
 Executive height computer return (RH), box/box/file pedestal (locking), one wire mgmt grommet, 25"W kneespace
 24" x 42" x 30"H (140 lbs)

4500ERR36CU **\$1779**
 Executive height computer return (RH), box/box/file pedestal (locking), one wire mgmt grommet, 19"W kneespace
 24" x 36" x 30"H (120 lbs)

METALLIX SERIES

List Price

Executive Workstations - Single Pedestal Desks



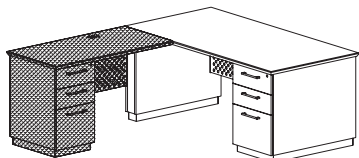
4500KSPR84 **\$4210**
 Executive single pedestal desk (RH) with arc top, box/box/file pedestal (locking), half modesty, 6" center approach side overhang
 42" x 84" x 30"H (350 lbs)

4500KSPR72 **\$3916**
 Executive single pedestal desk (RH) with arc top, box/box/file pedestal (locking), half modesty, 6" center approach side overhang
 42" x 72" x 30"H (325 lbs)

4500KSPR7236 **\$3622**
 Executive single pedestal desk (RH) with arc top, box/box/file pedestal (locking), half modesty, 6" center approach side overhang
 36" x 72" x 30"H (310 lbs)

4500SPR84 **\$3996**
 Executive single pedestal desk (RH), box/box/file pedestal (locking), half modesty, 6" center approach side overhang
 42" x 84" x 30"H (350 lbs)

4500SPR72 **\$3729**
 Executive single pedestal desk (RH), box/box/file pedestal (locking), half modesty, 6" center approach side overhang
 36" x 72" x 30"H (330 lbs)

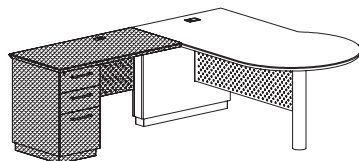


4500SPR7230 **\$3440**
 Executive single pedestal desk (RH), box/box/file pedestal (locking), half modesty, 6" center approach side overhang
 30" x 72" x 30"H (300 lbs)

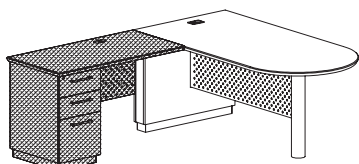
4500SPR6636 **\$3279**
 Executive single pedestal desk (RH), box/box/file pedestal (locking), half modesty, 6" center approach side overhang
 36" x 66" x 30"H (290 lbs)

4500SPR66 **\$3076**
 Executive single pedestal desk (RH), box/box/file pedestal (locking), half modesty, 6" center approach side overhang
 30" x 66" x 30"H (275 lbs)

4500SPR60 **\$2904**
 Executive single pedestal desk (RH) with fitted top, box/box/file pedestal (locking), half modesty, 6" center approach side overhang
 10" w pedestal accommodates side-to-side letter or legal filing only
 If freestanding option is ordered, pedestal will be letter width
 30" x 60" x 30"H (250 lbs)



4500WSP72R_ **\$1972**
 P-Top desk (RH), 42" diameter end, with 4" pedestal leg
 36" - 42" x 72" x 30"H (170 lbs)

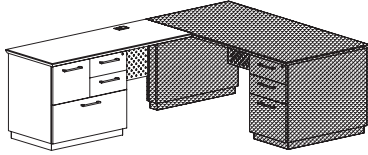


4500WSB7236R_ **\$1876**
 Bullet top desk (RH), 36" diameter end, with 4" pedestal leg
 36" x 72" x 30"H (170 lbs)

METALLIX SERIES

List Price

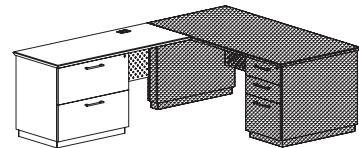
Executive Workstations - Executive Returns



4500ERL72FC **\$2743**
 Executive height file center return (LH), file center pedestal (locking), two box, one file drawer top, one lateral file drawer bottom, one wire mgmt grommet, 42"W kneespace
 24" x 72" x 30"H (250 lbs)

4500ERL60FC **\$2443**
 Executive height file center return (LH), file center pedestal (locking), two box, one file drawer top, one lateral file drawer bottom, one wire mgmt grommet, 30"W kneespace
 24" x 60" x 30"H (195 lbs)

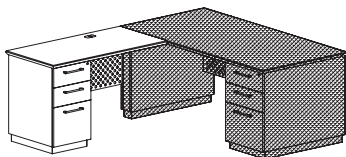
4500ERL54FC **\$2187**
 Executive height file center return (LH), file center pedestal (locking), two box, one file drawer top, one lateral file drawer bottom, one wire mgmt grommet, 24"W kneespace
 24" x 54" x 30"H (180 lbs)



4500ERL72LF **\$3193**
 Executive height lateral file return (LH), two lateral file drawers (locking), one wire mgmt grommet, 42"W kneespace
 24" x 72" x 30"H (250 lbs)

4500ERL60LF **\$2821**
 Executive height lateral file return (LH), two lateral file drawers (locking), one wire mgmt grommet, 30"W kneespace
 24" x 60" x 30"H (200 lbs)

4500ERL54LF **\$2583**
 Executive height lateral file return (LH), two lateral file drawers (locking), one wire mgmt grommet, 24"W kneespace
 24" x 54" x 30"H (180 lbs)



4500ERL72 **\$2561**
 Executive height return (LH), box/box/file pedestal (locking), 1/2 support panel on connection end, one wire mgmt grommet, 54"W kneespace
 24" x 72" x 30"H (225 lbs)

4500ERL48 **\$2146**
 Executive height return (LH), box/box/file pedestal (locking), one wire mgmt grommet, 31"W kneespace
 24" x 48" x 30"H (160 lbs)

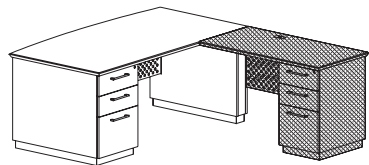
4500ERL42 **\$1950**
 Executive height return (LH), box/box/file pedestal (locking), one wire mgmt grommet, 25"W kneespace
 24" x 42" x 30"H (140 lbs)

4500ERL36 **\$1779**
 Executive height return (LH), box/box/file pedestal (locking), one wire mgmt grommet, 19"W kneespace
 24" x 36" x 30"H (120 lbs)

METALLIX SERIES

List Price

Executive Workstations - Single Pedestal Desks



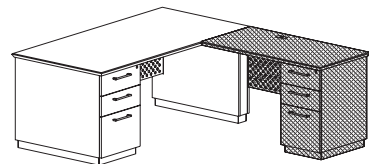
4500KSPL84 **\$4210**
 Executive single pedestal desk (LH) with arc top, box/box/file pedestal (locking), half modesty, 6" center approach side overhang
 42" x 84" x 30"H (350 lbs)

4500KSPL72 **\$3916**
 Executive single pedestal desk (LH) with arc top, box/box/file pedestal (locking), half modesty, 6" center approach side overhang
 42" x 72" x 30"H (325 lbs)

4500KSPL7236 **\$3622**
 Executive single pedestal desk (LH) with arc top, box/box/file pedestal (locking), half modesty, 6" center approach side overhang
 36" x 72" x 30"H (310 lbs)

4500SPL84 **\$3996**
 Executive single pedestal desk (LH), box/box/file pedestal (locking), half modesty, 6" center approach side overhang
 42" x 84" x 30"H (350 lbs)

4500SPL72 **\$3729**
 Executive single pedestal desk (LH), box/box/file pedestal (locking), half modesty, 6" center approach side overhang
 36" x 72" x 30"H (330 lbs)

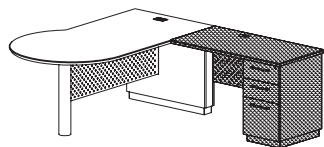


4500SPL7230 **\$3440**
 Executive single pedestal desk (LH), box/box/file pedestal (locking), half modesty, 6" center approach side overhang
 30" x 72" x 30"H (300 lbs)

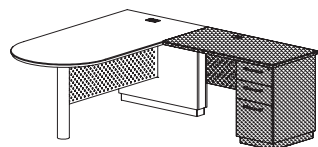
4500SPL6636 **\$3279**
 Executive single pedestal desk (LH), box/box/file pedestal (locking), half modesty, 6" center approach side overhang
 36" x 66" x 30"H (290 lbs)

4500SPL66 **\$3076**
 Executive single pedestal desk (LH), box/box/file pedestal (locking), half modesty, 6" center approach side overhang
 30" x 66" x 30"H (275 lbs)

4500SPL60 **\$2904**
 Executive single pedestal desk (LH) with fitted top, box/box/file pedestal (locking), half modesty, 6" center approach side overhang
 10" w pedestal accommodates side-to-side letter or legal filing only
 If freestanding option is ordered, pedestal will be letter width
 30" x 60" x 30"H (250 lbs)



4500WSP72L_ **\$1972**
 P-Top desk (LH), 42" diameter end, with 4" pedestal leg
 36"- 42" x 72" x 30"H (170 lbs)

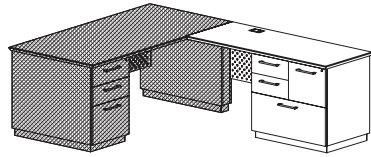


4500WSB7236L_ **\$1876**
 Bullet top desk (LH), 36" diameter end, with 4" pedestal leg
 36" x 72" x 30"H (170 lbs)

METALLIX SERIES

List Price

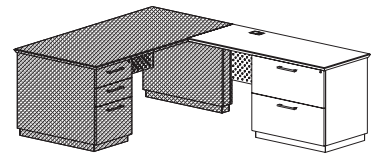
Executive Workstations - Executive Returns



4500ERR72FC **\$2743**
 Executive height file center return (RH), file center pedestal (locking), two box, one file drawer top, one lateral file drawer bottom, one wire mgmt grommet, 42"W kneespace
 24" x 72" x 30"H (250 lbs)

4500ERR60FC **\$2443**
 Executive height file center return (RH), file center pedestal (locking), two box, one file drawer top, one lateral file drawer bottom, one wire mgmt grommet, 30"W kneespace
 24" x 60" x 30"H (195 lbs)

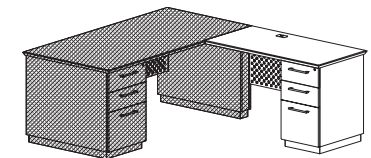
4500ERR54FC **\$2187**
 Executive height file center return (RH), file center pedestal (locking), two box, one file drawer top, one lateral file drawer bottom, one wire mgmt grommet, 24"W kneespace
 24" x 54" x 30"H (180 lbs)



4500ERR72LF **\$3193**
 Executive height lateral file return (RH), two lateral file drawers (locking), one wire mgmt grommet, 42"W kneespace
 24" x 72" x 30"H (250 lbs)

4500ERR60LF **\$2821**
 Executive height lateral file return (RH), two lateral file drawers (locking), one wire mgmt grommet, 30"W kneespace
 24" x 60" x 30"H (200 lbs)

4500ERR54LF **\$2583**
 Executive height lateral file return (RH), two lateral file drawers (locking), one wire mgmt grommet, 24"W kneespace
 24" x 54" x 30"H (180 lbs)



4500ERR72 **\$2561**
 Executive height return (RH), box/box/file pedestal (locking), 1/2 support panel on connection end, one wire mgmt grommet, 54"W kneespace
 24" x 72" x 30"H (225 lbs)

4500ERR48 **\$2146**
 Executive height return (RH), box/box/file pedestal (locking), one wire mgmt grommet, 31"W kneespace
 24" x 48" x 30"H (160 lbs)

4500ERR42 **\$1950**
 Executive height return (RH), box/box/file pedestal (locking), one wire mgmt grommet, 25"W kneespace
 24" x 42" x 30"H (140 lbs)

4500ERR36 **\$1779**
 Executive height return (RH), box/box/file pedestal (locking), one wire mgmt grommet, 19"W kneespace
 24" x 36" x 30"H (120 lbs)

METALLIX SERIES

List Price

Computer Desk U Workstations - Single Pedestal Desks

4500ECWS8442R

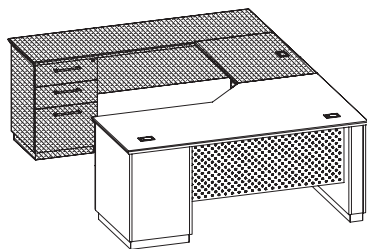
\$3921

Executive single pedestal computer desk (RH) with fitted top, box/box/file pedestal (locking), 42" corner unit, half modesty, two wire mgmt grommets in top
30" - 42" x 84" x 30"H (375 lbs)

4500ECWS7242R

\$3591

Executive single pedestal computer desk (RH) with fitted top, box/box/file pedestal (locking), 42" corner unit, half modesty, two wire mgmt grommets in top
30" - 42" x 72" x 30"H (340 lbs)



4500ECWS7236R

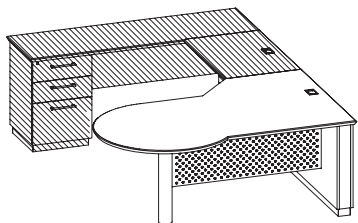
\$3408

Executive single pedestal computer desk (RH) with fitted top, box/box/file pedestal (locking), 36" corner unit, half modesty, two wire mgmt grommets in top
24" - 36" x 72" x 30"H (283 lbs)

4500ECWS6636R

\$3166

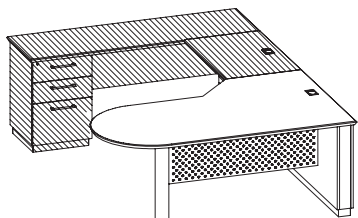
Executive single pedestal computer desk (RH) with fitted top, box/box/file pedestal (locking), 36" corner unit, half modesty, two wire mgmt grommets in top
24" - 36" x 66" x 30"H (260 lbs)



4500ECWSP76R

\$3183

P-Top computer desk (RH), 36" diameter end, with 4" pedestal leg, 42" corner unit, one wire mgmt grommet in top
30" - 42" x 76" x 30"H (330 lbs)



4500ECWSB76R

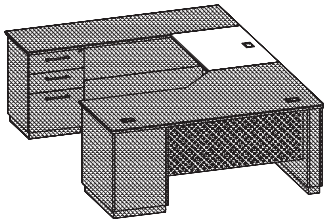
\$2904

Bullet top computer desk (RH), 30" diameter end, with 4" pedestal leg, 42" corner unit, one wire mgmt grommet in top
30" - 42" x 76" x 30"H (330 lbs)

METALLIX SERIES

List Price

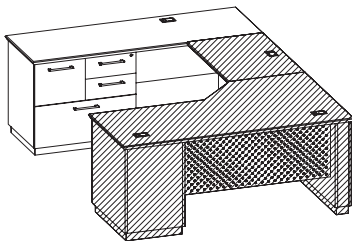
Computer Desk U Workstations - Connecting Bridges



4500WS42R **\$710**
Executive height corner bridge (RH), one computer grommet
24" x 42" x 30"H (100 lbs)

4500WS36R **\$656**
Executive height corner bridge (RH), one computer grommet
24" x 36" x 30"H (80 lbs)

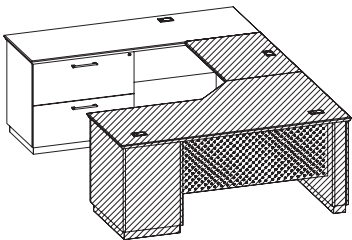
Computer Desk U Workstations - Single Pedestal Credenzas



4500DCSPL84FC **\$3664**
Single pedestal file center credenza (LH), file center pedestal (locking), two box, one file drawer top, one lateral file drawer bottom, one wire mgmt grommet, 45"W kneespace
24" x 84" x 30"H (320 lbs)

4500DCSPL72FC **\$3493**
Single pedestal file center credenza (LH), file center pedestal (locking), two box, one file drawer top, one lateral file drawer bottom, one wire mgmt grommet, 39"W kneespace
24" x 72" x 30"H (260 lbs)

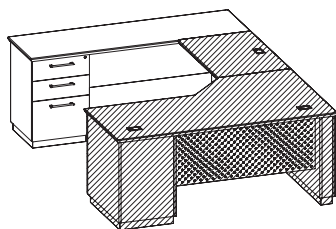
4500DCSPL66FC **\$3418**
Single pedestal file center credenza (LH), file center pedestal (locking), two box, one file drawer top, one lateral file drawer bottom, one wire mgmt grommet, 33"W kneespace
24" x 66" x 30"H (215 lbs)



4500DCSPL84LF **\$3338**
Single pedestal lateral file credenza (LH), two lateral file drawers (locking), legal or letter filing, one wire mgmt grommet in top, 45"W kneespace
24" x 84" x 30"H (260 lbs)

4500DCSPL72LF **\$3063**
Single pedestal lateral file credenza (LH), two lateral file drawers (locking), legal or letter filing, one wire mgmt grommet in top, 39"W kneespace
24" x 72" x 30"H (260 lbs)

4500DCSPL66LF **\$2862**
Single pedestal lateral file credenza (LH), two lateral file drawers (locking), legal or letter filing, one wire mgmt grommet in top, 33"W kneespace
24" x 66" x 30"H (260 lbs)



4500DCSPL72 **\$2921**
Single pedestal credenza (LH), box/box/file pedestal (locking), one wire mgmt grommet in back panel, 55"W kneespace
24" x 72" x 30"H (220 lbs)

4500DCSPL66 **\$2765**
Single pedestal credenza (LH), box/box/file pedestal (locking), one wire mgmt grommet in back panel, 49"W kneespace
24" x 66" x 30"H (205 lbs)

4500DCSPL60 **\$2615**
Single pedestal credenza (LH), box/box/file pedestal (locking), one wire mgmt grommet in back panel, 43"W kneespace
24" x 60" x 30"H (195 lbs)

METALLIX SERIES

List Price

Computer Desk U Workstations - Single Pedestal Desks

4500ECWS8442L

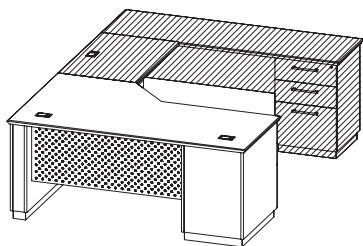
\$3921

Executive single pedestal computer desk (LH) with fitted top, box/box/file pedestal (locking), 42" corner unit, half modesty, two wire mgmt grommets in top
30" - 42" x 84" x 30"H (375 lbs)

4500ECWS7242L

\$3591

Executive single pedestal computer desk (LH) with fitted top, box/box/file pedestal (locking), 42" corner unit, half modesty, two wire mgmt grommets in top
30" - 42" x 72" x 30"H (340 lbs)



4500ECWS7236L

\$3408

Executive single pedestal computer desk (LH) with fitted top, box/box/file pedestal (locking), 36" corner unit, half modesty, two wire mgmt grommets in top
24" - 36" x 72" x 30"H (283 lbs)

4500ECWS6636L

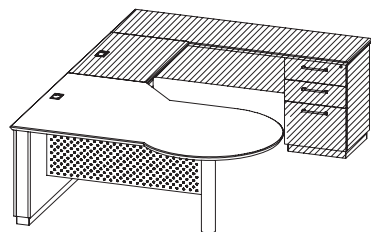
\$3166

Executive single pedestal computer desk (LH) with fitted top, box/box/file pedestal (locking), 36" corner unit, half modesty, two wire mgmt grommets in top
24" - 36" x 66" x 30"H (260 lbs)

4500ECWSP76L

\$3183

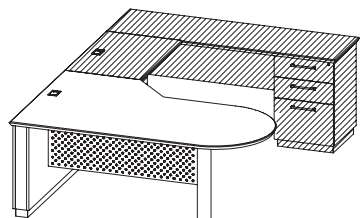
P-Top computer desk (LH), 36" diameter end, with 4" pedestal leg, 42" corner unit, one wire mgmt grommet in top
30" - 42" x 76" x 30"H (330 lbs)



4500ECWSB76L

\$2904

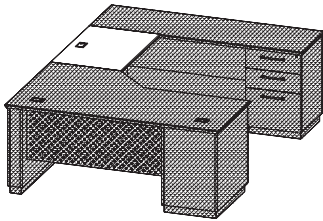
Bullet top computer desk (LH), 30" diameter end, with 4" pedestal leg, 42" corner unit, one wire mgmt grommet in top
30" - 42" x 76" x 30"H (330 lbs)



METALLIX SERIES

List Price

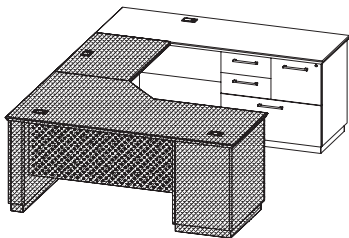
Computer Desk U Workstations - Connecting Bridges



4500WS42L **\$710**
 Executive height corner bridge (LH), one computer grommet
 24" x 42" x 30"H (100 lbs)

4500WS36L **\$656**
 Executive height corner bridge (LH), one computer grommet
 24" x 36" x 30"H (80 lbs)

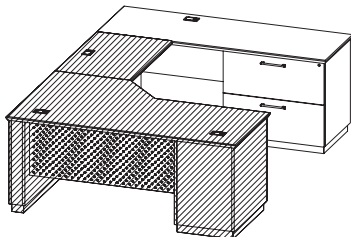
Computer Desk U Workstations - Single Pedestal Credenzas



4500DCSPR84FC **\$3664**
 Single pedestal file center credenza (RH), file center pedestal (locking), two box, one file drawer top, one lateral file drawer bottom, one wire mgmt grommet, 45"W kneespace
 24" x 84" x 30"H (320 lbs)

4500DCSPR72FC **\$3493**
 Single pedestal file center credenza (RH), file center pedestal (locking), two box, one file drawer top, one lateral file drawer bottom, one wire mgmt grommet, 39"W kneespace
 24" x 72" x 30"H (260 lbs)

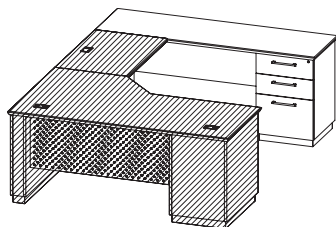
4500DCSPR66FC **\$3418**
 Single pedestal file center credenza (RH), file center pedestal (locking), two box, one file drawer top, one lateral file drawer bottom, one wire mgmt grommet, 33"W kneespace
 24" x 66" x 30"H (215 lbs)



4500DCSPR84LF **\$3338**
 Single pedestal lateral file credenza (RH), two lateral file drawers (locking), legal or letter filing, one wire mgmt grommet in top, 45"W kneespace
 24" x 84" x 30"H (260 lbs)

4500DCSPR72LF **\$3063**
 Single pedestal lateral file credenza (RH), two lateral file drawers (locking), legal or letter filing, one wire mgmt grommet in top, 39"W kneespace
 24" x 72" x 30"H (260 lbs)

4500DCSPR66LF **\$2862**
 Single pedestal lateral file credenza (RH), two lateral file drawers (locking), legal or letter filing, one wire mgmt grommet in top, 33"W kneespace
 24" x 66" x 30"H (260 lbs)



4500DCSPR72 **\$2921**
 Single pedestal credenza (RH), box/box/file pedestal (locking), one wire mgmt grommet in back panel, 55"W kneespace
 24" x 72" x 30"H (220 lbs)

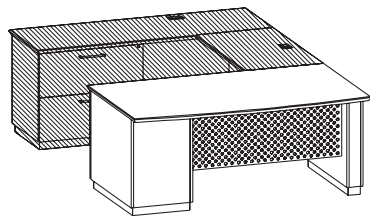
4500DCSPR66 **\$2765**
 Single pedestal credenza (RH), box/box/file pedestal (locking), one wire mgmt grommet in back panel, 49"W kneespace
 24" x 66" x 30"H (205 lbs)

4500DCSPR60 **\$2615**
 Single pedestal credenza (RH), box/box/file pedestal (locking), one wire mgmt grommet in back panel, 43"W kneespace
 24" x 60" x 30"H (195 lbs)

METALLIX SERIES

List Price

U Configurations - Single Pedestal Desks



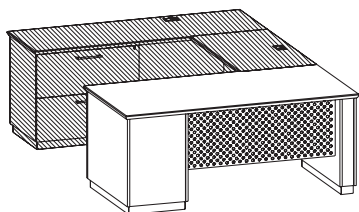
4500KSPR84 **\$4210**
 Executive single pedestal desk (RH) with arc top, box/box/file pedestal (locking), half modesty, 6" center approach side overhang
 42" x 84" x 30"H (350 lbs)

4500KSPR72 **\$3916**
 Executive single pedestal desk (RH) with arc top, box/box/file pedestal (locking), half modesty, 6" center approach side overhang
 42" x 72" x 30"H (325 lbs)

4500KSPR7236 **\$3622**
 Executive single pedestal desk (RH) with arc top, box/box/file pedestal (locking), half modesty, 6" center approach side overhang
 36" x 72" x 30"H (310 lbs)

4500SPR84 **\$3996**
 Executive single pedestal desk (RH), box/box/file pedestal (locking), half modesty, 6" center approach side overhang
 42" x 84" x 30"H (350 lbs)

4500SPR72 **\$3729**
 Executive single pedestal desk (RH), box/box/file pedestal (locking), half modesty, 6" center approach side overhang
 36" x 72" x 30"H (330 lbs)

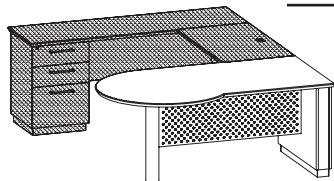


4500SPR7230 **\$3440**
 Executive single pedestal desk (RH), box/box/file pedestal (locking), half modesty, 6" center approach side overhang
 30" x 72" x 30"H (300 lbs)

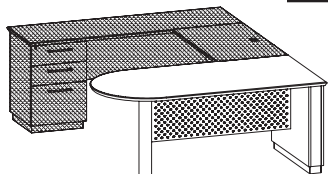
4500SPR6636 **\$3279**
 Executive single pedestal desk (RH), box/box/file pedestal (locking), half modesty, 6" center approach side overhang
 36" x 66" x 30"H (290 lbs)

4500SPR66 **\$3076**
 Executive single pedestal desk (RH), box/box/file pedestal (locking), half modesty, 6" center approach side overhang
 30" x 66" x 30"H (275 lbs)

4500SPR60 **\$2904**
 Executive single pedestal desk (RH) with fitted top, box/box/file pedestal (locking), half modesty, 6" center approach side overhang
 10" w pedestal accommodates side-to-side letter or legal filing only
 If freestanding option is ordered, pedestal will be letter width
 30" x 60" x 30"H (250 lbs)



4500WSP72R **\$1972**
 P-Top desk (RH), 42" diameter end, with 4" pedestal leg
 36" - 42" x 72" x 30"H (170 lbs)

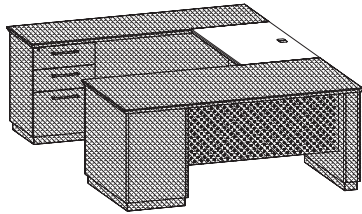


4500WSB7236R **\$1876**
 Bullet top desk (RH), 36" diameter end, with 4" pedestal leg
 36" x 72" x 30"H (170 lbs)

METALLIX SERIES

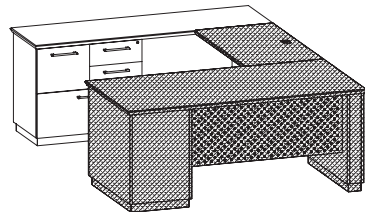
List Price

U Configurations - Connecting Bridges

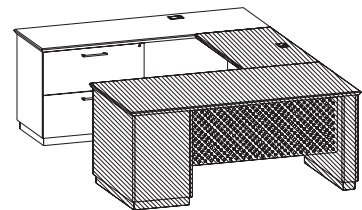


4500WS54 Executive height bridge, one computer grommet 24" x 54" x 30"H (145 lbs)	\$953
4500WS48 Executive height bridge, one computer grommet 24" x 48" x 30"H (110 lbs)	\$786
4500WS42 Executive height bridge, one computer grommet 24" x 42" x 30"H (100 lbs)	\$710

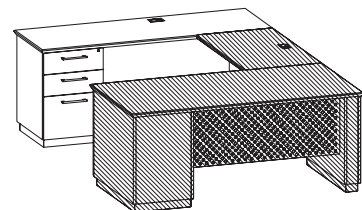
U Configurations - Single Pedestal Credenzas



4500DCSPL84FC Single pedestal file center credenza (LH), file center pedestal (locking), two box, one file drawer top, one lateral file drawer bottom, one wire mgmt grommet, 45"W kneespace 24" x 84" x 30"H (320 lbs)	\$3664
4500DCSPL72FC Single pedestal file center credenza (LH), file center pedestal (locking), two box, one file drawer top, one lateral file drawer bottom, one wire mgmt grommet, 39"W kneespace 24" x 72" x 30"H (260 lbs)	\$3493
4500DCSPL66FC Single pedestal file center credenza (LH), file center pedestal (locking), two box, one file drawer top, one lateral file drawer bottom, one wire mgmt grommet, 33"W kneespace 24" x 66" x 30"H (215 lbs)	\$3418



4500DCSPL84LF Single pedestal lateral file credenza (LH), two lateral file drawers (locking), legal or letter filing, one wire mgmt grommet in top, 45"W kneespace 24" x 84" x 30"H (260 lbs)	\$3338
4500DCSPL72LF Single pedestal lateral file credenza (LH), two lateral file drawers (locking), legal or letter filing, one wire mgmt grommet in top, 39"W kneespace 24" x 72" x 30"H (240 lbs)	\$3063
4500DCSPL66LF Single pedestal lateral file credenza (LH), two lateral file drawers (locking), legal or letter filing, one wire mgmt grommet in top, 33"W kneespace 24" x 66" x 30"H (215 lbs)	\$2862

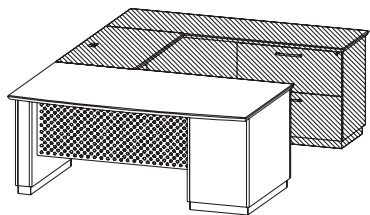


4500DCSPL72 Single pedestal credenza (LH), box/box/file pedestal (locking), one wire mgmt grommet in back panel, 55"W kneespace 24" x 72" x 30"H (220 lbs)	\$2921
4500DCSPL66 Single pedestal credenza (LH), box/box/file pedestal (locking), one wire mgmt grommet in back panel, 49"W kneespace 24" x 66" x 30"H (205 lbs)	\$2765
4500DCSPL60 Single pedestal credenza (LH), box/box/file pedestal (locking), one wire mgmt grommet in back panel, 43"W kneespace 24" x 60" x 30"H (195 lbs)	\$2615

METALLIX SERIES

List Price

U Configurations - Single Pedestal Desks



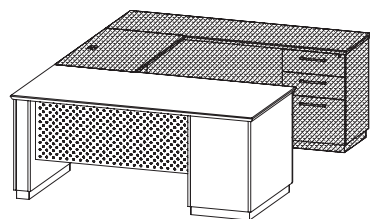
4500KSPL84 **\$4210**
 Executive single pedestal desk (LH) with arc top, box/box/file pedestal (locking), half modesty, 6" center approach side overhang
 42" x 84" x 30"H (350 lbs)

4500KSPL72 **\$3916**
 Executive single pedestal desk (LH) with arc top, box/box/file pedestal (locking), half modesty, 6" center approach side overhang
 42" x 72" x 30"H (325 lbs)

4500KSPL7236 **\$3622**
 Executive single pedestal desk (LH) with arc top, box/box/file pedestal (locking), half modesty, 6" center approach side overhang
 36" x 72" x 30"H (310 lbs)

4500SPL84 **\$3996**
 Executive single pedestal desk (LH), box/box/file pedestal (locking), half modesty, 6" center approach side overhang
 42" x 84" x 30"H (350 lbs)

4500SPL72 **\$3729**
 Executive single pedestal desk (LH), box/box/file pedestal (locking), half modesty, 6" center approach side overhang
 36" x 72" x 30"H (330 lbs)

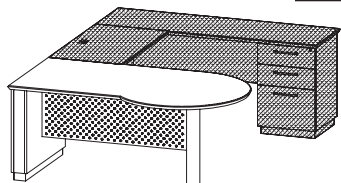


4500SPL7230 **\$3440**
 Executive single pedestal desk (LH), box/box/file pedestal (locking), half modesty, 6" center approach side overhang
 30" x 72" x 30"H (300 lbs)

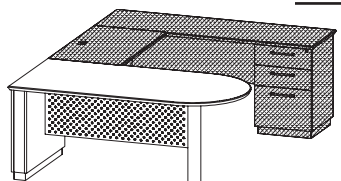
4500SPL6636 **\$3279**
 Executive single pedestal desk (LH), box/box/file pedestal (locking), half modesty, 6" center approach side overhang
 36" x 66" x 30"H (290 lbs)

4500SPL66 **\$3076**
 Executive single pedestal desk (LH), box/box/file pedestal (locking), half modesty, 6" center approach side overhang
 30" x 66" x 30"H (275 lbs)

4500SPL60 **\$2904**
 Executive single pedestal desk (LH) with fitted top, box/box/file pedestal (locking), half modesty, 6" center approach side overhang
 10" w pedestal accommodates side-to-side letter or legal filing only
 If freestanding option is ordered, pedestal will be letter width
 30" x 60" x 30"H (250 lbs)



4500WSP72L **\$1972**
 P-Top desk (LH), 42" diameter end, with 4" pedestal leg
 36" - 42" x 72" x 30"H (170 lbs)

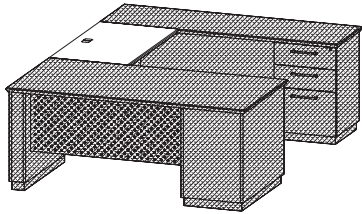


4500WSB7236L **\$1876**
 Bullet top desk (LH), 36" diameter end, with 4" pedestal leg
 36" x 72" x 30"H (170 lbs)

METALLIX SERIES

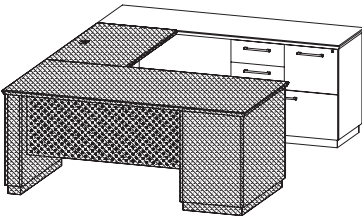
List Price

U Configurations - Connecting Bridges

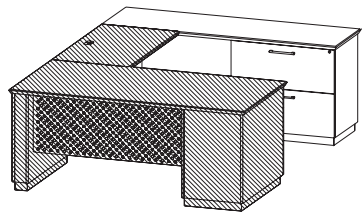


4500WS54 Executive height bridge, one computer grommet 24" x 54" x 30"H (145 lbs)	\$953
4500WS48 Executive height bridge, one computer grommet 24" x 48" x 30"H (110 lbs)	\$786
4500WS42 Executive height bridge, one computer grommet 24" x 42" x 30"H (100 lbs)	\$710

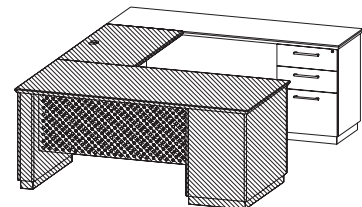
U Configurations - Single Pedestal Credenzas



4500DCSPR84FC Single pedestal file center credenza (RH), file center pedestal (locking), two box, one file drawer top, one lateral file drawer bottom, one wire mgmt grommet, 45"W kneespace 24" x 84" x 30"H (320 lbs)	\$3664
4500DCSPR72FC Single pedestal file center credenza (RH), file center pedestal (locking), two box, one file drawer top, one lateral file drawer bottom, one wire mgmt grommet, 39"W kneespace 24" x 72" x 30"H (260 lbs)	\$3493
4500DCSPR66FC Single pedestal file center credenza (RH), file center pedestal (locking), two box, one file drawer top, one lateral file drawer bottom, one wire mgmt grommet, 33"W kneespace 24" x 66" x 30"H (215 lbs)	\$3418



4500DCSPR84LF Single pedestal lateral file credenza (RH), two lateral file drawers (locking), legal or letter filing, one wire mgmt grommet in top, 45"W kneespace 24" x 84" x 30"H (260 lbs)	\$3338
4500DCSPR72LF Single pedestal lateral file credenza (RH), two lateral file drawers (locking), legal or letter filing, one wire mgmt grommet in top, 39"W kneespace 24" x 72" x 30"H (240 lbs)	\$3063
4500DCSPR66LF Single pedestal lateral file credenza (RH), two lateral file drawers (locking), legal or letter filing, one wire mgmt grommet in top, 33"W kneespace 24" x 66" x 30"H (215 lbs)	\$2862

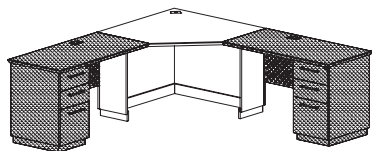


4500DCSPR72 Single pedestal credenza (RH), box/box/file pedestal (locking), one wire mgmt grommet in back panel, 55"W kneespace 24" x 72" x 30"H (220 lbs)	\$2921
4500DCSPR66 Single pedestal credenza (RH), box/box/file pedestal (locking), one wire mgmt grommet in back panel, 49"W kneespace 24" x 66" x 30"H (205 lbs)	\$2765
4500DCSPR60 Single pedestal credenza (RH), box/box/file pedestal (locking), one wire mgmt grommet in back panel, 43"W kneespace 24" x 60" x 30"H (195 lbs)	\$2615

METALLIX SERIES

List Price

Corner Configurations - Connecting Corners



4500CWS42

Corner unit - 42", one computer grommet
42" x 42" x 30"H (160 lbs)

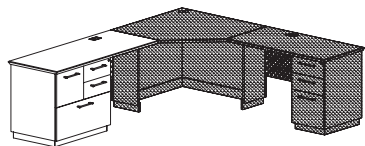
\$2229

4500CWS36

Corner unit - 36", one computer grommet
36" x 36" x 30"H (150 lbs)

\$2117

Corner Configurations - Connecting Units



4500ERL60FCCU

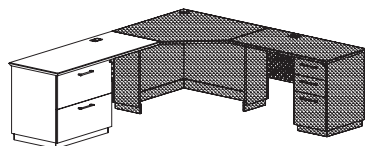
Executive height file center computer return (LH), file center pedestal (locking), two box, one file drawer top, one lateral file drawer bottom, one wire mgmt grommet, 30"W kneespace
24" x 60" x 30"H (195 lbs)

\$2443

4500ERL54FCCU

Executive height file center computer return (LH), file center pedestal (locking), two box, one file drawer top, one lateral file drawer bottom, one wire mgmt grommet, 24"W kneespace
24" x 54" x 30"H (180 lbs)

\$2187



4500ERL60LFCU

Executive height lateral file computer return (LH), two lateral file drawers (locking), one wire mgmt grommet, 30"W kneespace
24" x 60" x 30"H (195 lbs)

\$2821

4500ERL54LFCU

Executive height lateral file computer return (LH), two lateral file drawers (locking), one wire mgmt grommet, 24"W kneespace
24" x 54" x 30"H (180 lbs)

\$2583

4500ERL72CU

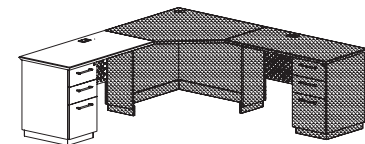
Executive height computer return (LH), box/box/file pedestal (locking), 1/2 support panel on connection end, one wire mgmt grommet, 54"W kneespace
24" x 72" x 30"H (225 lbs)

\$2561

4500ERL48CU

Executive height computer return (LH), box/box/file pedestal (locking), one wire mgmt grommet, 31"W kneespace
24" x 48" x 30"H (160 lbs)

\$2146



4500ERL42CU

Executive height computer return (LH), box/box/file pedestal (locking), one wire mgmt grommet, 25"W kneespace
24" x 42" x 30"H (140 lbs)

\$1950

4500ERL36CU

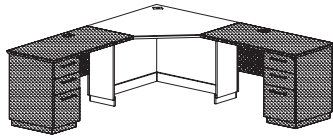
Executive height computer return (LH), box/box/file pedestal (locking), one wire mgmt grommet, 19"W kneespace
24" x 36" x 30"H (120 lbs)

\$1779

METALLIX SERIES

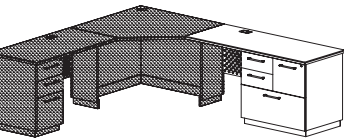
List Price

Corner Configurations - Connecting Corners



4500CWS42
 Corner unit - 42", one computer grommet
 42" x 42" x 30"H (160 lbs)

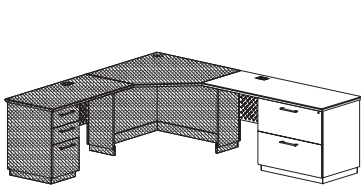
\$2229



4500CWS36
 Corner unit - 36", one computer grommet
 36" x 36" x 30"H (150 lbs)

\$2117

Corner Configurations - Connecting Units

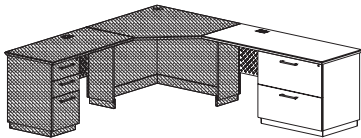


4500ERR60FCCU
 Executive height file center computer return (RH), file center pedestal (locking), two box, one file drawer top, one lateral file drawer bottom, one wire mgmt grommet, 30"W kneespace
 24" x 60" x 30"H (195 lbs)

\$2443

4500ERR54FCCU
 Executive height file center computer return (RH), file center pedestal (locking), two box, one file drawer top, one lateral file drawer bottom, one wire mgmt grommet, 24"W kneespace
 24" x 54" x 30"H (180 lbs)

\$2187

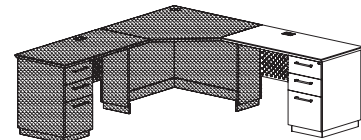


4500ERR60LFCU
 Executive height lateral file computer return (RH), two lateral file drawers (locking), one wire mgmt grommet, 30"W kneespace
 24" x 60" x 30"H (195 lbs)

\$2821

4500ERR54LFCU
 Executive height lateral file computer return (RH), two lateral file drawers (locking), one wire mgmt grommet, 24"W kneespace
 24" x 54" x 30"H (180 lbs)

\$2583



4500ERR72CU
 Executive height computer return (RH), box/box/file pedestal (locking), 1/2 support panel on connection end, one wire mgmt grommet, 54"W kneespace
 24" x 72" x 30"H (225 lbs)

\$2561

4500ERR48CU
 Executive height computer return (RH), box/box/file pedestal (locking), one wire mgmt grommet, 31"W kneespace
 24" x 48" x 30"H (160 lbs)

\$2146

4500ERR42CU
 Executive height computer return (RH), box/box/file pedestal (locking), one wire mgmt grommet, 25"W kneespace
 24" x 42" x 30"H (140 lbs)

\$1950

4500ERR36CU
 Executive height computer return (RH), box/box/file pedestal (locking), one wire mgmt grommet, 19"W kneespace
 24" x 36" x 30"H (120 lbs)

\$1779

METALLIX SERIES

List Price

Overhead Storage Units

4500HC84 **\$4992**

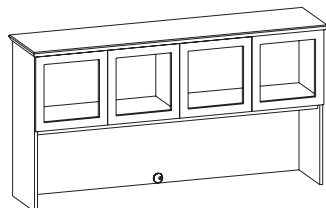
Overhead storage unit with aluminum framed hinged glass doors, two storage areas behind four hinged doors (non-locking), two wire mgmt access grommets in center back panel
 20 1/2" clearance between apron rail & worksurface
 17" x 84" x 39"H (250 lbs)
 Optional Open Storage - no doors (ND) - no price upcharge
 Optional Wood doors (WHD) - add \$296 list
 Optional Clear Glass doors (CGD) - add \$579 list

4500HC78 **\$4633**

Overhead storage unit with aluminum framed hinged glass doors, two storage areas behind four hinged doors (non-locking), two wire mgmt access grommets in center back panel
 20 1/2" clearance between apron rail & worksurface
 17" x 78" x 39"H (230 lbs)
 Optional Open Storage - no doors (ND) - no price upcharge
 Optional Wood doors (WHD) - add \$283 list
 Optional Clear Glass doors (CGD) - add \$579 list

4500HC72 **\$4279**

Overhead storage unit with aluminum framed hinged glass doors, two storage areas behind four hinged doors (non-locking), two wire mgmt access grommets in center back panel
 20 1/2" clearance between apron rail & worksurface
 17" x 72" x 39"H (220 lbs)
 Optional Open Storage - no doors (ND) - no price upcharge
 Optional Wood doors (WHD) - add \$272 list
 Optional Clear Glass doors (CGD) - add \$579 list



4500HC66 **\$3928**

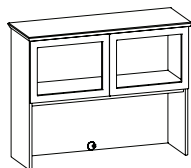
Overhead storage unit with aluminum framed hinged glass doors, two storage areas behind four hinged doors (non-locking), two wire mgmt access grommets in center back panel
 20 1/2" clearance between apron rail & worksurface
 17" x 66" x 39"H (205 lbs)
 Optional Open Storage - no doors (ND) - no price upcharge
 Optional Wood doors (WHD) - add \$260 list
 Optional Clear Glass doors (CGD) - add \$579 list

4500HC60 **\$3606**

Overhead storage unit with aluminum framed hinged glass doors, two storage areas behind four hinged doors (non-locking), two wire mgmt access grommets in center back panel
 20 1/2" clearance between apron rail & worksurface
 17" x 60" x 39"H (200 lbs)
 Optional Open Storage - no doors (ND) - no price upcharge
 Optional Wood doors (WHD) - add \$248 list
 Optional Clear Glass doors (CGD) - add \$579 list

4500HC48 **\$2957**

Overhead storage unit with aluminum framed hinged glass doors, one storage area behind two hinged doors (non-locking), two wire mgmt access grommets in center back panel
 20 1/2" clearance between apron rail & worksurface
 17" x 48" x 39"H (146 lbs)
 Optional Open Storage - no doors (ND) - no price upcharge
 Optional Wood doors (WHD) - add \$237 list
 Optional Clear Glass doors (CGD) - add \$213 list



4500HC42 **\$2636**

Overhead storage unit with aluminum framed hinged glass doors, one storage area behind two hinged doors (non-locking), two wire mgmt access grommets in center back panel
 20 1/2" clearance between apron rail & worksurface
 17" x 42" x 39"H (130 lbs)
 Optional Open Storage - no doors (ND) - no price upcharge
 Optional Wood doors (WHD) - add \$225 list
 Optional Clear Glass doors (CGD) - add \$213 list

METALLIX SERIES

List Price

Overhead Storage Units

4500HO84

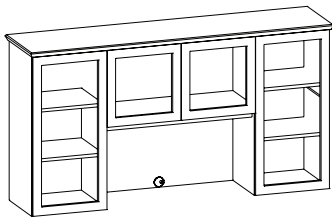
\$6031

Overhead storage unit with aluminum framed hinged glass doors (non-locking), three storage areas, two adjustable shelves in outer sections, upper center section storage, two wire mgmt access grommets in center back panel
20 1/2" clearance between apron rail & worksurface
17" x 84" x 39"H (250 lbs)
Optional Open Storage - no doors (ND) - no price upcharge
Optional Wood doors (WHD) - add \$343 list
Optional Clear Glass doors (CGD) - add \$720 list

4500HO78

\$5820

Overhead storage unit with aluminum framed hinged glass doors (non-locking), three storage areas, two adjustable shelves in outer sections, upper center section storage, two wire mgmt access grommets in center back panel
20 1/2" clearance between apron rail & worksurface
17" x 78" x 39"H (230 lbs)
Optional Open Storage - no doors (ND) - no price upcharge
Optional Wood doors (WHD) - add \$331 list
Optional Clear Glass doors (CGD) - add \$720 list



4500HO72

\$5614

Overhead storage unit with aluminum framed hinged glass doors (non-locking), three storage areas, two adjustable shelves in outer sections, upper center section storage, two wire mgmt access grommets in center back panel
20 1/2" clearance between apron rail & worksurface
17" x 72" x 39"H (215 lbs)
Optional Open Storage - no doors (ND) - no price upcharge
Optional Wood doors (WHD) - add \$319 list
Optional Clear Glass doors (CGD) - add \$720 list

4500HO66

\$5384

Overhead storage unit with aluminum framed hinged glass doors (non-locking), three storage areas, two adjustable shelves in outer sections, upper center section storage, two wire mgmt access grommets in center back panel
20 1/2" clearance between apron rail & worksurface
17" x 66" x 39"H (200 lbs)
Optional Open Storage - no doors (ND) - no price upcharge
Optional Wood doors (WHD) - add \$307 list
Optional Clear Glass doors (CGD) - add \$720 list

4500HO60

\$5256

Overhead storage unit with aluminum framed hinged glass doors (non-locking), three storage areas, two adjustable shelves in outer sections, upper center section storage, two wire mgmt access grommets in center back panel
20 1/2" clearance between apron rail & worksurface
17" x 60" x 39"H (185 lbs)
Optional Open Storage - no doors (ND) - no price upcharge
Optional Wood doors (WHD) - add \$296 list
Optional Clear Glass doors (CGD) - add \$720 list

METALLIX SERIES

List Price

Overhead Storage Units

4500HS84L **\$5710**

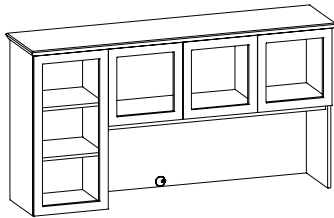
4500HS84R

Overhead storage unit with aluminum framed hinged glass doors (non-locking), three storage areas, two adjustable shelves in outer section, upper section storage, two wire mgmt access grommets in center back panel
20 1/2" clearance between apron rail & worksurface
17" x 84" x 39"H (250 lbs)
Optional Open Storage - no doors (ND) - no price upcharge
Optional Wood doors (WHD) - add \$307 list
Optional Clear Glass doors (CGD) - add \$691 list

4500HS78L **\$5368**

4500HS78R

Overhead storage unit with aluminum framed hinged glass doors (non-locking), three storage areas, two adjustable shelves in outer section, upper section storage, two wire mgmt access grommets in center back panel
20 1/2" clearance between apron rail & worksurface
17" x 78" x 39"H (230 lbs)
Optional Open Storage - no doors (ND) - no price upcharge
Optional Wood doors (WHD) - add \$296 list
Optional Clear Glass doors (CGD) - add \$691 list



4500HS72L **\$5229**

4500HS72R

Overhead storage unit with aluminum framed hinged glass doors (non-locking), three storage areas, two adjustable shelves in outer section, upper section storage, two wire mgmt access grommets in center back panel
20 1/2" clearance between apron rail & worksurface
17" x 72" x 39"H (215 lbs)
Optional Open Storage - no doors (ND) - no price upcharge
Optional Wood doors (WHD) - add \$283 list
Optional Clear Glass doors (CGD) - add \$691 list

4500HS66L **\$4966**

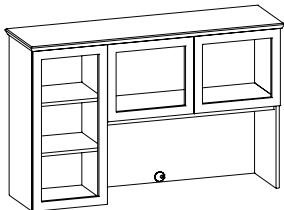
4500HS66R

Overhead storage unit with aluminum framed hinged glass doors (non-locking), three storage areas, two adjustable shelves in outer section, upper section storage, two wire mgmt access grommets in center back panel
20 1/2" clearance between apron rail & worksurface
17" x 66" x 39"H (200 lbs)
Optional Open Storage - no doors (ND) - no price upcharge
Optional Wood doors (WHD) - add \$272 list
Optional Clear Glass doors (CGD) - add \$691 list

4500HS60L **\$4870**

4500HS60R

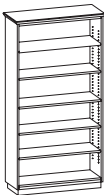
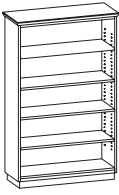





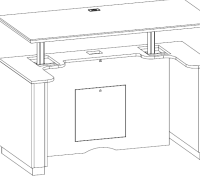



Overhead storage unit with aluminum framed hinged glass doors (non-locking), two storage areas, two adjustable shelves in outer section, upper section storage, two wire mgmt access grommets in center back panel
20 1/2" clearance between apron rail & worksurface
17" x 60" x 39"H (185 lbs)
Optional Open Storage - no doors (ND) - no price upcharge
Optional Wood doors (WHD) - add \$260 list
Optional Clear Glass doors (CGD) - add \$691 list



METALLIX SERIES

List Price

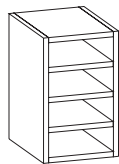
Bookcases

	<p>4500BC72 Open bookcase with four adjustable shelves, one fixed middle shelf and one fixed bottom shelf 15" x 33" x 72"H (180 lbs)</p>	<p>\$2401</p>
 	<p>4500BC60 Open bookcase with three adjustable shelves, one fixed middle shelf and one fixed bottom shelf 15" x 33" x 60"H (160 lbs)</p>	<p>\$2017</p>
	<p>4500BC48 Open bookcase with two adjustable shelves, one fixed middle shelf and one fixed bottom shelf 15" x 33" x 48"H (100 lbs)</p>	<p>\$1738</p>
	<p>4500BC30 Open bookcase with one adjustable shelf and one fixed bottom shelf 15" x 33" x 30"H (86 lbs)</p>	<p>\$1362</p>
	<p>4500BCO39_ Stacking bookcase, two adjustable shelves 17" x 33" x 39"H (70 lbs)</p>	<p>\$1512</p>
	<p>4500CRT36_ Computer table, 10" deep storage shelf, one wire mgmt grommet in top and back panel 24" x 36" x 30"H (94 lbs) Optional with caster (C) add \$150 list Optional with one adjustable 10" deep storage shelf (ASF) add \$177 list *keyboard tray not included</p>	<p>\$1740</p>
	<p>4500CRT48_ Computer table, 10" deep storage shelf, one wire mgmt grommet in top and back panel 24" x 48" x 29"H (135 lbs) Optional with caster (C) add \$150 list Optional with one adjustable 10" deep storage shelf (ASF) add \$207 list *keyboard tray not included</p>	<p>\$2124</p>
	<p>4500CRT60EU_ Computer table with height adjustable ergo unit installed, controller with memory settings, one wire management grommet in top and back panel 30" x 60" x 30"-48"H (265 lbs)</p>	<p>\$8206</p>
	<p>4500DCSPL48FS (shown) Single pedestal credenza (LH), box/box/file pedestal (non-locking), one wire mgmt grommet in back panel, 30"W kneespace 24" x 48" x 30"H (160 lbs)</p>	<p>\$2625</p>
	<p>4500DCSPR48FS Single pedestal credenza (RH), box/box/file pedestal (non-locking), one wire mgmt grommet in back panel, 30"W kneespace 24" x 48" x 30"H (160 lbs)</p>	<p>\$2625</p>

METALLIX SERIES

List Price

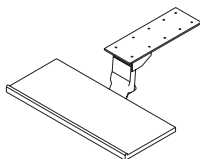
Accessories



4500PSA

Portable work organizer, with three paper trays
15" x 12" x 17"H (20 lbs)

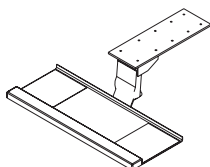
\$647



AKPW

Articulating keyboard - leverless, with non- handed mouse pad, 5" height adjustment,
25 degree tilt - 360 degree swivel, wooden keyboard tray - specify finish
11 1/4" x 21 1/2" x 2 3/4"H (25 lbs)

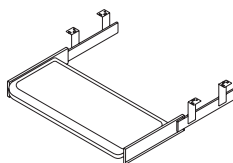
\$507



AKP

Articulating keyboard - leverless, with non- handed mouse pad, 5" height adjustment,
25 degree tilt - 360 degree swivel, black molded keyboard tray
11" x 21 1/2" x 2 3/4"H (21 lbs)

\$362



KD

Pull-out keyboard - leverless, black molded keyboard tray
10 5/8" x 21 1/2" x 3 5/8"H (15 lbs)

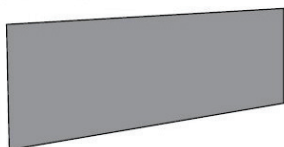
\$165



LH

Wire mgmt channel, 22" length - set of four, double sided velcro attachment
4 lbs

\$90



TB77

Fabric tackboard (COM, Grade A, Grade B), 3/4" x 77" x 15 1/2"H (20 lbs)

\$507

TB71

Fabric tackboard (COM, Grade A, Grade B), 3/4" x 71" x 15 1/2"H (18 lbs)

\$480

TB65

Fabric tackboard (COM, Grade A, Grade B), 3/4" x 65" x 15 1/2"H (16 lbs)

\$429

TB59

Fabric tackboard (COM, Grade A, Grade B), 3/4" x 59" x 15 1/2"H (14 lbs)

\$414

TB53

Fabric tackboard (COM, Grade A, Grade B), 3/4" x 53" x 15 1/2"H (12 lbs)

\$366

TB41

Fabric tackboard (COM, Grade A, Grade B), 3/4" x 41" x 15 1/2"H (11 lbs)

\$292

TB35

Fabric tackboard (COM, Grade A, Grade B), 3/4" x 35" x 15 1/2"H (10 lbs)

\$250



TL48

Task light (UL approved), 6" x 48" x 1 1/2"H (15 lbs)

\$231

TL24

Task light (UL approved), 6" x 24" x 1 1/2"H (10 lbs)

\$199