

# HERITAGE II SERIES



Classic traditional styling to fit any office environment. The Heritage Series features a wide range of components with or without decorative panel moulding. Catalyzed varnish finish, mortise and tenon - groove and tenon construction. Full extension drawers with dovetail construction and antique brass pulls are standard. All items are available in a choice of 11 cherry and walnut finishes.

# HERITAGE II SERIES

---

## Finishes Available

### Walnut

Empire Walnut



Richleigh Walnut



Royal Walnut



Espresso



Old World Mahogany



Crescent Cherry on Walnut



### Cherry

Collector's Cherry



Amber Cherry



Cinnamon Cherry



Mocha Cherry



Mahogany on Cherry



\*\*The finishes shown on this page have been reproduced as accurately as possible, however, due to the printing process some finishes may vary slightly from the actual finish samples originally photographed. In addition, due to the nature of wood, it is possible that some slight variations in color and grain character may occur naturally (which is the beauty of a natural product). Wood finish chips are available for each of the above finishes if requested (please call customer service).

# HERITAGE II SERIES



## Options Available

HPL	Matching high pressure laminate substituted for wood top - Contact customer service for matching finish selections	\$	N/C
BW	Burl walnut top	\$	2253
MBC	Madrone burl top (cherry species only)	\$	2223
LTH	Leather inlay (desk tops only) – black, brown, forest green, burgundy	\$	2389
PM	Optional panel moulding added	\$	93
CD	Center drawer (non-locking)	\$	402
CDCL	Center drawer and central locking for desk	\$	444
WSL	Arm slide (left) added to standard box/file pedestal - desk only	\$	101
WSR	Arm slide (right) added to standard box/file pedestal - desk only	\$	101
FF	Change BF pedestal to FF	\$	90
BB	Brushed brass pulls (replaces standard antique brass pulls)	\$	24 per pull
CPU	Change BF or FF pedestal to CPU pedestal - inside dimensions: 14 3/16"W x 17 13/16"D x 22 3/8"H - hinged door (non-locking), two ventilation slots in back panel and inside end panel grommet	\$	119
PNT	Change lateral file or file center pedestal to printer pedestal - inside dimensions: 27 1/2"Wx17 13/16"Dx22 3/8"H - slide out printer shelf, wall access cut-out in back modesty and inside end panel grommet	\$	119
BBF	Change BF or FF pedestal to BBF	\$	119
LK	Locking of individual doors, drawers or pedestals (where not standard)	\$	60
GR	Wire mgmt grommet (note location)	\$	66
WA	Wall access cut-out (modesty panels on bridges, credenzas, desks and returns)	\$	N/C
FS	Freestanding unit - change from connecting unit (notched) to freestanding unit	\$	95
AHM	Electronic height adjustable mechanism added to worksurface, lifting column, control box, control pendant, with memory settings, motor cable, main power cable, anti-collision dongle. Lower metal lifts and anti-tip brackets. Adjusts from 30" - 44"H		Contact Customer Service

# HERITAGE II SERIES

---

## Warranty and Certification

All products listed are warranted against defects of material and workmanship under normal use and service for a minimum of 10 years from the date of installation (see full warranty information). All products listed are Level 2 BIFMA certified.

## Veneer

Veneer on all exposed surfaces is #1 plain sliced American Black Walnut or Cherry. Outside surface veneers are book matched to provide proper grain consistency and uniform grain appearance. Drawer fronts are vertical grain walnut, cherry or oak veneers and matched in selected sets to ensure proper veneer balance and uniform grain appearance.

## Wood Veneer Tops

1 3/16" thick tops utilizing 3-ply construction, shaped with a traditional style edge detail. Top cores are high density MDF fiberboard. Walnut or cherry veneer tops are standard. High pressure laminate tops are optional, with many standard finishes having matching laminate tops available (call customer service for options).

## Modesty Panels and End Panels

Panels are 3/4" thick, 3-ply construction with book matched veneers to provide proper grain consistency and uniform grain appearance. All veneers are vertical grain walnut, cherry or oak veneers matched to ensure proper veneer balance. Decorative panel moulding is crafted from solid walnut, cherry or oak with mitered corners and hand fitted to each panel. Units may be specified with or without decorative panel moulding. Full modesty panels are standard for desk, bridge, and kneespace credenzas with optional half modesty options available.

## Drawers

Drawer sides and backs are solid plywood 7/16" thick. Drawer fronts are 3-ply hardwood construction, 3/4" thick with book matched veneers to provide proper grain consistency and uniform grain appearance. All drawers utilize five sided drawer construction. Drawers are assembled with dovetail construction in all four corners. Drawer bottoms are 7/32" 3-ply hardwood dado construction.

## Doors

Doors are 3/4" thick 3-ply construction with vertical grain walnut, cherry or oak veneers and matched in selected sets to ensure proper veneer balance and uniform grain appearance. European style hidden hinges are used on doors where applicable. Tempered glass conforming to ASTM C 1048 is used in all glass doors.

## Shelves

Shelves are 3-ply construction with a 1/4" walnut, cherry or oak rim on the front edge. All shelves are full depth of the interior compartment unless specified otherwise. Faces are book matched walnut, cherry or oak veneer. Hutch shelves are walnut, cherry or oak faced on both sides. A minimum of one adjustable or fixed shelf is provided with each cabinet storage unit (see individual unit for details). Adjustable shelves are provided with metal adjustable shelf hardware supports.

## Bases

Bases are solid hardwood mitered at all four corners. Height adjustable leveling glides are mounted in each corner with a threaded metal insert capped with a nylon glide that is height adjustable to approx. 1 1/2" to ensure proper leveling of the unit to varying floor conditions.

## Hardware

Drawer Suspensions – File, box, pencil and center drawers utilize steel "A" grade heavy duty metal slides for smooth operation. All pedestal drawers have 100 % full extension slides. All suspension systems feature positive and cushioned in/out stops. All box, center, and tray drawers are removable without tools and the suspensions are designed to prevent accidental removal.

Locks – All desks, returns and credenzas utilize pedestal locking. Lateral files are keyed as standard and feature central locking with anti-tip drawer interlock systems. Individual pieces are shipped random keyed. Units may be keyed alike upon special request. A minimum of fifty key changes (numbers) are available. Core lock changes are available (contact customer service).

Drawer Pulls – Traditional style, bail type drawer pulls in antique brass finish are standard.

Hinges – European style hidden hinges are used on doors where applicable.

Wire Management – Black wire management grommets are standard on all returns and bridge work surfaces located in back center of the tops. Black wire management access grommets are standard on all credenzas, hutches, overhead storage units and computer tables located in back panel. Optional additional black wire management grommets, wall access cut-outs, wiring harness and wiring channels along with integrated cable management to conceal power and data cords are also available. Optional data ports accessible at work surface height (see accessories).

## Chassis Construction

Construction technique is mortise and tenon, groove and tenon, heavily glue blocked with hardwood cleats for maximum strength.

## Filing

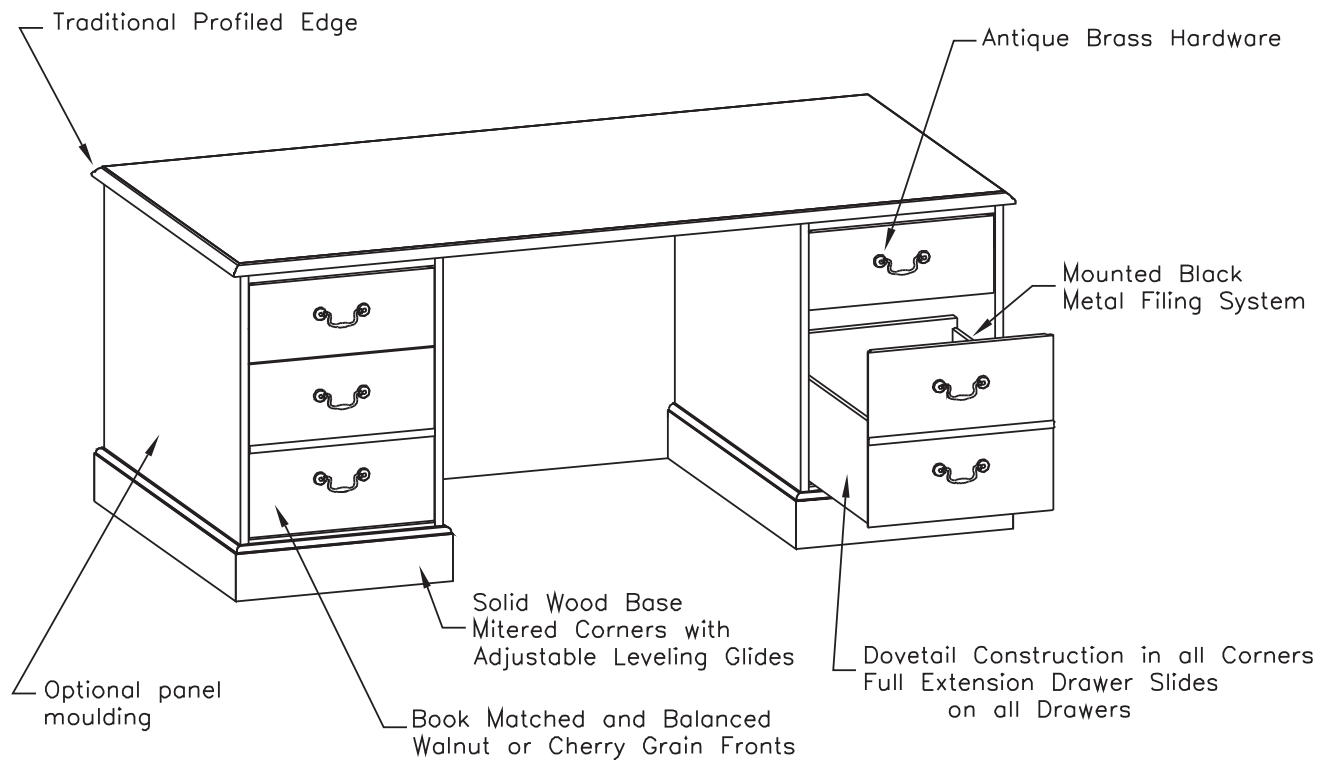
File drawers use an easily adjustable filing rail system which can be positioned to accommodate front to back or side to side letter or legal filing.

## Finish

All exposed surfaces are finished with a UV inhibitor catalyzed varnish finish to ensure maximum durability, chemical resistance, color retention and clarity. All exterior surfaces are finished in the following multi-step sequence: sap stain, NGR stain, wash coat, wash coat sand, filler spray, filler wipe, sealer spray, sealer sand, varnish spray, varnish sand, varnish spray. Moisture content for all wooden parts is between 5 - 9% prior to sealing. Drawer interiors and exteriors are UV prefinished with sealer, sealer sand, and varnished. Custom finish matches are available, contact customer service for request.

# HERITAGE II SERIES

---



Available in Walnut or Cherry  
All units have 1/8" thick hardboard security/dust bottoms  
All surfaces are Catalyzed Varnish finish

## Ordering Information

---

**Use the following steps to correctly place your order:**

1) Determine the correct model number for the item you are selecting - example:

**50FC84 = Double pedestal desk, 42" x 84" x 30"H**

2) Determine the proper finish selection for the item - example:

**50FC84-OW = Double pedestal desk, 42" x 84" x 30"H, in Old World Mahogany**


3) Determine any additional options you may wish for the item - example:

**50FC84-PM-OW = Double pedestal desk, 42" x 84" x 30"H, in Old World Mahogany with optional panel moulding**

# HERITAGE II SERIES

List Price

## Double Pedestal Desks



<b>50FK84</b>	\$4808
Double pedestal desk with arc conference top, two box/file pedestals (locking), 6" approach and side overhang, tray/organizer in box drawer 32" W Kneespace 42" x 84" x 30"H (435 lbs)	
<b>50CD32</b> Optional non-locking center drawer	\$402

<b>50FK72</b>	\$4339
Double pedestal desk with arc conference top, two box/file pedestals (locking), 6" approach overhang, tray/organizer in box drawer 32" W Kneespace 42" x 72" x 30"H (345 lbs)	
<b>50CD32</b> Optional non-locking center drawer	\$402

<b>50FK7236</b>	\$3968
Double pedestal desk with arc conference top, two box/file pedestals (locking), 6" approach overhang, tray/organizer in box drawer 32" W Kneespace 36" x 72" x 30"H (325 lbs)	
<b>50CD32</b> Optional non-locking center drawer	\$402

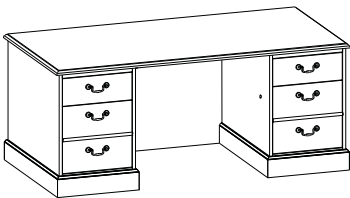


<b>50FC84</b>	\$4627
Double pedestal desk with conference top, two box/file pedestals (locking), 6" approach and side overhang, tray/organizer in box drawer 32" W Kneespace 42" x 84" x 30"H (390 lbs)	
<b>50CD32</b> Optional non-locking center drawer	\$402

<b>50FC72</b>	\$4085
Double pedestal desk with conference top, two box/file pedestals (locking), 6" approach and side overhang, tray/organizer in box drawer 32" W Kneespace 36" x 72" x 30"H (345 lbs)	
<b>50CD32</b> Optional non-locking center drawer	\$402



<b>50FC6636</b>	\$4001
Double pedestal desk with conference top, two box/file pedestals (locking), 6" approach overhang, tray/organizer in box drawer 32" W Kneespace 36" x 66" x 30"H (335 lbs)	
<b>50CD24</b> Optional non-locking center drawer	\$402



<b>50F72</b>	\$4159
Double pedestal desk with fitted top, two box/file pedestals (locking), 32" W Kneespace, tray/organizer in box drawer 36" x 72" x 30"H (380 lbs)	
<b>50CD32</b> Optional non-locking center drawer	\$402

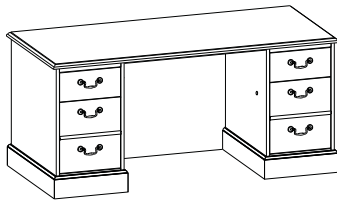
<b>50F6636</b>	\$3968
Double pedestal desk with fitted top, two box/file pedestals (locking), 32" W Kneespace, tray/organizer in box drawer 36" x 66" x 30"H (335 lbs)	
<b>50CD32</b> Optional non-locking center drawer	\$402



# HERITAGE II SERIES

List Price

## Double Pedestal Desks



### 50F66

Double pedestal desk with fitted top, two box/file pedestals (locking),  
32" W Kneespace, tray/organizer in box drawer  
30" x 66" x 30"H (325 lbs)

50CD24 Optional non-locking center drawer

\$3900



\$402

### 50F60

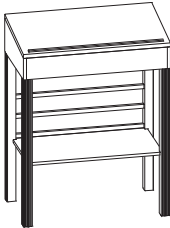
Double pedestal desk with fitted top, two box/file pedestals (locking),  
26 1/2" W Kneespace, tray/organizer in box drawer  
30" x 60" x 30"H (300 lbs)

50CD24 Optional non-locking center drawer

\$3583

\$402

## Table Desks



### 50SUD36

Stand-up desk, hinged top with storage, pencil tray, bottom shelf,  
solid wood reeded legs  
20" x 36" x 47"H - back / 42"H front (150 lbs)

\$2441

### 50UT7236

Table desk with two drawers (non-locking), solid wood reeded legs  
Chair arm clearance 25"H  
36" x 72" x 30"H (140 lbs)

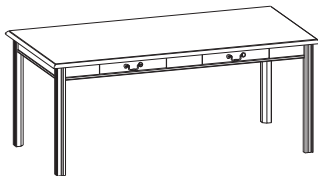
\$2514



### 50UT7230

Table desk with two drawers (non-locking), solid wood reeded legs  
Chair arm clearance 25"H  
30" x 72" x 30"H (130 lbs)

\$2356



### 50UT6030

Table desk with two drawers (non-locking), solid wood reeded legs  
Chair arm clearance 25"H  
30" x 60" x 30"H (100 lbs)

\$2196

### 50UT4830

Table desk with one drawer (non-locking), solid wood reeded legs  
Chair arm clearance 25"H  
30" x 48" x 30"H (85 lbs)

\$2106

### 50UT6621

Table desk w/o drawers, solid wood reeded legs

\$1773

### 50UT6621WD

Table desk with two non-locking drawers, solid wood reeded legs  
Chair arm clearance 25"H  
21" x 66" x 30"H (100 lbs)

\$2173

### 50UT4821


Table desk w/o drawers, solid wood reeded legs

\$1532

### 50UT4821WD

Table desk with one non-locking drawer, solid wood reeded legs  
Chair arm clearance 25"H  
21" x 48" x 30"H (70 lbs)

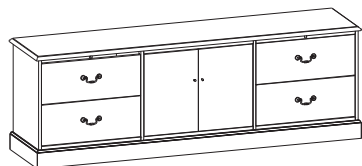
\$1828



# HERITAGE II SERIES

## List Price

### Credenzas



**50DC90-4** \$4892

Credenza with hinged door storage, two lateral file pedestals (locking), hinged door storage area (non-locking) with one adjustable shelf, wire mgmt grommet in back panel 21" x 90" x 30"H (380 lbs)

Optional locking doors (LK) - add \$60 list

**50DC90-4-24** - 24" x 90" x 30"H \$5387

**50DC84-4** \$4596

Credenza with hinged door storage, two lateral file pedestals (locking), hinged door storage area (non-locking) with one adjustable shelf, wire mgmt grommet in back panel 21" x 84" x 30"H (365 lbs)

Optional locking doors (LK) - add \$60 list

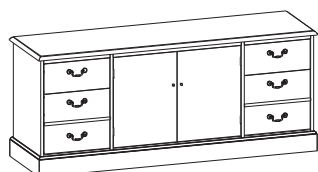
**50DC84-4-24** - 24" x 84" x 30"H \$5056

**50DC72-4** \$4198

Credenza with hinged door storage, two box/file pedestals (locking), hinged door storage area (non-locking) with one adjustable shelf, wire mgmt grommet in back panel 21" x 72" x 30"H (350 lbs)

Optional locking doors (LK) - add \$60 list

**50DC72-4-24** - 24" x 72" x 30"H \$4622



**50DC66-4** \$3847

Credenza with hinged door storage, two box/file pedestals (locking), hinged door storage area (non-locking) with one adjustable shelf, wire mgmt grommet in back panel 21" x 66" x 30"H (330 lbs)

Optional locking doors (LK) - add \$60 list

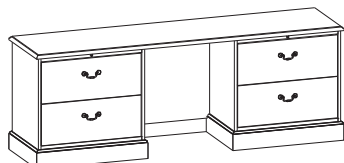
**50DC66-4-24** - 24" x 66" x 30"H \$4236

**50DC60-4** \$3522

Credenza with hinged door storage, two box/file pedestals (locking), hinged door storage area (non-locking) with one adjustable shelf, wire mgmt grommet in back panel 21" x 60" x 30"H (330 lbs)

Optional locking doors (LK) - add \$60 list

**50DC60-4-24** - 24" x 60" x 30"H \$3876



**50DC90-3** \$4279

Credenza with kneespace, two lateral file pedestals (locking), wire mgmt grommet in back panel

30 1/2" W kneespace

21" x 90" x 30"H (325 lbs)

**50DC90-3-24** - 24" x 90" x 30"H \$4774

**50DC84-3** \$3969

Credenza with kneespace, two lateral file pedestals (locking), wire mgmt grommet in back panel

24 1/2" W kneespace

21" x 84" x 30"H (310 lbs)

**50DC84-3-24** - 24" x 84" x 30"H \$4428


**50DC72-3** \$3460

Credenza with kneespace, two box/file pedestals (locking), wire mgmt grommet in back panel

32" W kneespace

21" x 72" x 30"H (260 lbs)

**50DC72-3-24** - 24" x 72" x 30"H \$3884



**50DC66-3** \$3124

Credenza with kneespace, two box/file pedestals (locking), wire mgmt grommet in back panel

32" W kneespace

21" x 66" x 30"H (240 lbs)

**50DC66-3-24** - 24" x 66" x 30"H \$3513

**50DC60-3** \$2853

Credenza with kneespace, two box/file pedestals (locking), wire mgmt grommet in back panel.

26" W kneespace

21" x 60" x 30"H (210 lbs)

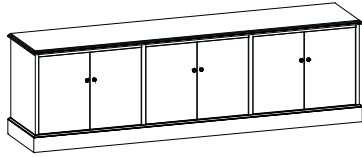
**50DC60-3-24** - 24" x 60" x 30"H \$3207



# HERITAGE II SERIES

List Price

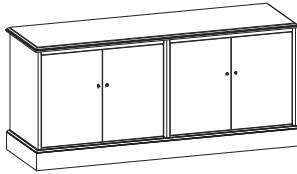
## Credenzas



<b>50SC-90</b>	\$5260
Six door hinged door cabinet (non-locking), one adjustable shelf per section 21" x 90" x 30"H (380 lbs)	
Optional locking doors (LK3) - add \$177 list	
<b>50SC-90-24</b> - 24" x 90" x 30"H	\$5755

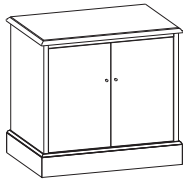
<b>50SC-84</b>	\$4803
Six door hinged door cabinet (non-locking), one adjustable shelf per section 21" x 84" x 30"H (365 lbs)	
Optional locking doors (LK3) - add \$177 list	
<b>50SC-84-24</b> - 24" x 84" x 30"H	\$5263

<b>50SC-72</b>	\$3354
Four door hinged door cabinet (non-locking), one adjustable shelf per section 21" x 72" x 30"H (300 lbs)	
Optional locking doors (LK2) - add \$119 list	
<b>50SC-72-24</b> - 24" x 72" x 30"H	\$3779

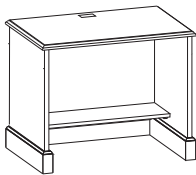


<b>50SC-66</b>	\$2932
Four door hinged door cabinet (non-locking), one adjustable shelf per section 21" x 66" x 30"H (260 lbs)	
Optional locking doors (LK2) - add \$119 list	
<b>50SC-66-24</b> - 24" x 66" x 30"H	\$3320

<b>50SC-60</b>	\$2720
Four door hinged door cabinet (non-locking), one adjustable shelf per section 21" x 60" x 30"H (200 lbs)	
Optional locking doors (LK2) - add \$119 list	
<b>50SC-60-24</b> - 24" x 60" x 30"H	\$3074



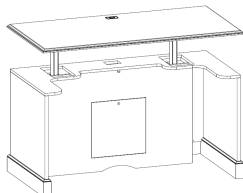
<b>50SC-31</b>	\$1628
Two door hinged door cabinet (non-locking), one adjustable shelf 21" x 31" x 30"H (125 lbs)	
Optional locking doors (LK) - add \$60 list	
<b>50SC-31-24</b> - 24" x 31" x 30"H	\$1871




<b>50CRT36</b>	\$1410
Computer table, 10" deep storage shelf, one wire mgmt grommet in top and back panel 24" x 36" x 30"H (100 lbs)	
Optional with casters (-C) - add \$150 list	
Optional with one additional adjustable 10" deep storage shelf (-ASF) - add \$177 list	



<b>50CRT48</b>	\$1672
Computer table, 10" deep storage shelf, one wire mgmt grommet in top and back panel 24" x 48" x 30"H (135 lbs)	
Optional with casters (-C) - add \$150 list	
Optional with one additional adjustable 10" deep storage shelf (-ASF) - add \$207 list	



<b>50CRT60EU</b>	\$7955
Computer table with height adjustable ergo unit installed, controller with memory settings, one wire management grommet in top and back panel 30" x 60" x 30"-48"H (265 lbs)	



<b>50DCSPR48FS</b> (right hand)	\$2148
<b>50DCSPL48FS</b> (left hand - shown)	\$2148
Single pedestal credenza, box/file pedestal (locking), wire mgmt grommet in back panel 30" W kneespace 21" x 48" x 30"H (146 lbs)	
Optional CPU Pedestal in place of box/file pedestal (CPU) - add \$119 list	
<b>50DCSPR48FS-24</b> - 24" x 48" x 30"H	\$2478
<b>50DCSPL48FS-24</b> - 24" x 48" x 30"H	\$2478

# HERITAGE II SERIES

List Price

## Storage Units



### 50LF4V

Four drawer vertical lateral file, legal or letter cross filing, central locking  
21" x 34" x 54"H (215 lbs)

**50LF4V-24** - 24" x 34" x 54"H



\$3351

\$3773



### 50LF3

Three drawer lateral file, legal or letter cross filing, central locking  
21" x 34" x 42"H (195 lbs)

**50LF3-24** - 24" x 34" x 42"H

\$2720

\$2948



### 50LF2

Two drawer lateral file, legal or letter cross filing, central locking  
21" x 34" x 30"H (145 lbs)

**50LF2-24** - 24" x 34" x 30"H



\$2151

\$2422



### 50FC5BC

Open storage/file, left and right file/file pedestal (locking), center - top open storage area, bottom - lateral file (locking), legal or letter filing, wire mgmt grommet in back panel  
21" x 72" x 30"H (280 lbs)

**50FC5BC-24** - 24" x 72" x 30"H

\$3756

\$4180



### 50LF4-72

Double unit lateral file, legal or letter cross filing, central locking  
21" x 72" x 30"H (275 lbs)

**50LF4-72-24** - 24" x 72" x 30"H

\$3767

\$4192

### 50LF4-66

Double unit lateral file, legal or letter cross filing, central locking  
21" x 66" x 30"H (255 lbs)

**50LF4-66-24** - 24" x 66" x 30"H

\$3506

\$3895

### 50LF4-60

Double unit lateral file, legal or letter cross filing, central locking  
21" x 60" x 30"H (235 lbs)

**50LF4-60-24** - 24" x 60" x 30"H

\$3321

\$3675



### 50FC6

Six drawer file (2x3) (locking), legal or letter filing  
21" x 57 1/2" x 30"H (260 lbs)

**50FC6-24** - 24" x 57 1/2" x 30"H

\$4279

\$4798



### 50FC4

Four drawer file (2x2) (locking), legal or letter filing  
21" x 39" x 30"H (175 lbs)

**50FC4-24** - 24" x 39" x 30"H

\$2966

\$3353



### 50FC4V

Four drawer vertical file (4x1) (locking), legal or letter filing  
21" x 20 1/4" x 54"H (200 lbs)

**50FC4V-24** - 24" x 20 1/4" x 54"H

\$2920

\$3300



### 50FC2

Two drawer file (2x1), legal or letter cross filing, central locking  
21" x 20 1/4" x 30"H (90 lbs)

**50FC2-24** - 24" x 20 1/4" x 30"H

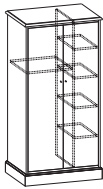
\$1862

\$2110

# HERITAGE II SERIES

List Price

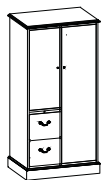
## Storage Units



**50WC69** \$4936  
Wardrobe, left side clothing carrier, right side four adjustable shelves, non-locking  
24" x 34" x 69"H (330 lbs)  
Optional locking doors (LK) - add \$60 list  
Optional full wardrobe - full coat rod (FULL) - NC  
**50WC80** - 24" x 34" x 80"H with cornice top \$5938



**50WC6918R - hinged right** \$3795  
**50WC6918L - hinged left (shown)**  
Single unit wardrobe, top shelf, coat rod, non-locking, left or right hinged door  
24" x 18" x 69"H (150 lbs)  
Optional locking door (LK) - add \$60 list  
**50WC8018R** - 24" x 18" x 80"H with cornice top \$4620  
**50WC8018L** - 24" x 18" x 80"H with cornice top \$4620



**50WSFFL - left hand wardrobe** \$5271  
**50WSFFR - right hand wardrobe (shown)**  
Utility cabinet, wardrobe unit with hinged door (non-locking), top shelf, coat rod, file/file pedestal - bottom (locking), hinged door storage area (non-locking) with two adjustable shelves - top (right hand shown)  
24" x 34" x 69"H (360 lbs)  
Optional locking doors (LK2) - add \$119 list  
**50WSFFL-80** - 24"x34"x80"H with cornice top \$6273  
**50WSFFR-80** - 24"x34"x80"H with cornice top \$6273



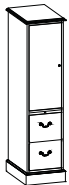
**50SC69** \$4692  
Storage cabinet, hinged doors (non-locking), four adjustable shelves  
24" x 34" x 69"H (285 lbs)  
Optional locking doors (LK) - add \$60 list  
**50SC80** - 24" x 34" x 80"H with cornice top \$5693



**50SC6918R - hinged right** \$4001  
**50SC6918L - hinged left (shown)**  
Storage cabinet, non-locking left or right hinged door, four adjustable shelves  
24" x 18" x 69"H (150 lbs)  
Optional locking door (LK) - add \$60 list  
**50SC8018R** - 24" x 18" x 80"H with cornice top \$4826  
**50SC8018L** - 24" x 18" x 80"H with cornice top \$4826



**50LF/BCW** \$5292  
Storage cabinet / Lateral file, upper hinged door storage (non-locking) with two adjustable shelves, bottom - two lateral file drawers (locking), legal or letter filing  
24" x 34" x 69"H (330 lbs)  
Optional locking doors (LK) - add \$60 list  
**50LF/BCW-80** - 24" x 34" x 80"H with cornice top \$6294



**50SCFF6918L - hinged left (shown)** \$4424  
**50SCFF6918R - hinged right**  
Utility cabinet, file/file pedestal - bottom (locking), hinged door storage area (non-locking) with two adjustable shelves - top (left hand hinged door shown)  
24" x 18" x 69"H (150 lbs)  
Optional locking door (LK) - add \$60 list  
**50SCFF8018L** - 24" x 18" x 80"H with cornice top \$5248  
**50SCFF8018R** - 24" x 18" x 80"H with cornice top \$5248



**50LF4VHD** \$4358  
Four drawer lateral file with hinged door, hinged door storage (non-locking) - top, four drawer lateral file - bottom, legal or letter cross filing, central locking  
24" x 34" x 69"H (235 lbs)  
Optional locking doors (LK) - add \$60 list

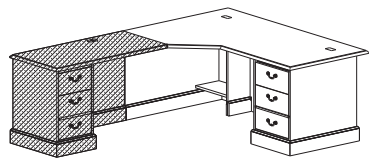


**50PCDH** \$1413  
Telephone cabinet, box drawer, hinged door storage (non-locking), one adjustable shelf  
17" x 22" x 30"H (85 lbs)

# HERITAGE II SERIES

List Price

## Computer Desk Workstations - Single Pedestal Desks



### 50ECWS8446R

\$3834

Executive single pedestal computer desk (RH) with conference top, box/file pedestal (locking), 46" corner unit, 4" approach overhang, two wire mgmt grommets in top, tray/organizer in box drawer  
34"- 46" x 84" x 30"H (385 lbs)

### 50ECWS7246R

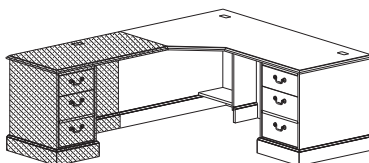
\$3360

Executive single pedestal computer desk (RH) with conference top, box/file pedestal (locking), 46" corner unit, 4" approach overhang, two wire mgmt grommets in top, tray/organizer in box drawer  
34"- 46" x 72" x 30"H (360 lbs)

### 50ECWS6640R

\$2920

Executive single pedestal computer desk (RH) with conference top, box/file pedestal (locking), 40" corner unit, 4" approach overhang, two wire mgmt grommets in top, tray/organizer in box drawer  
28"- 40" x 66" x 30"H (280 lbs)



### 50ECWS8442R

\$3522

Executive single pedestal computer desk (RH) with fitted top, box/file pedestal (locking), 42" corner unit, two wire mgmt grommets in top, tray/organizer in box drawer  
30"- 42" x 84" x 30"H (375 lbs)

### 50ECWS7242R

\$3206

Executive single pedestal computer desk (RH) with fitted top, box/file pedestal (locking), 42" corner unit, two wire mgmt grommets in top, tray/organizer in box drawer  
30"- 42" x 72" x 30"H (340 lbs)

### 50ECWS7236R

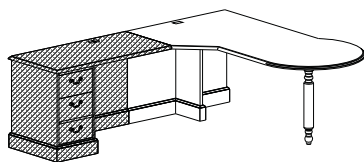
\$3165

Executive single pedestal computer desk (RH) with fitted top, box/file pedestal (locking), 36" corner unit, two wire mgmt grommets in top, tray/organizer in box drawer  
24"- 36" x 72" x 30"H (283 lbs)

### 50ECWS6636R

\$2907

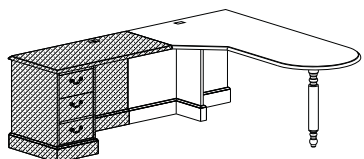
Executive single pedestal computer desk (RH) with fitted top, box/file pedestal (locking), 36" corner unit, two wire mgmt grommets in top, tray/organizer in box drawer  
24"- 36" x 66" x 30"H (260 lbs)



### 50ECWSP76R

\$3152

P-Top computer desk (RH), 36" diameter end, with sculptured wood pedestal leg, 42" corner unit, one wire mgmt grommet in top (left)  
30"-42" x 76" x 30"H (330 lbs)



### 50ECWSB76R

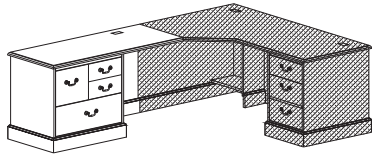
\$2796

Bullet top computer desk (RH), 30" diameter end, with sculptured wood pedestal leg, 42" corner unit, one wire mgmt grommet in top (left)  
30"-42" x 76" x 30"H (330 lbs)

# HERITAGE II SERIES

**List Price**

## Computer Desk Workstations - Executive Returns



### 50ERL72FCCU

**\$2876**

Executive height computer return (LH), file center pedestal (locking), two box, one file drawer top, one lateral file drawer bottom, one wire mgmt grommet, 42"W kneespace  
24" x 72" x 30"H (250 lbs)

### 50ERL60FCCU

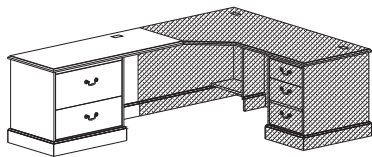
**\$2716**

Executive height computer return (LH), file center pedestal (locking), two box, one file drawer top, one lateral file drawer bottom, one wire mgmt grommet, 30"W kneespace  
24" x 60" x 30"H (195 lbs)

### 50ERL54FCCU

**\$2569**

Executive height computer return (LH), file center pedestal (locking), two box, one file drawer top, one lateral file drawer bottom, one wire mgmt grommet, 24"W kneespace  
24" x 54" x 30"H (180 lbs)



### 50ERL72LFCU

**\$2647**

Executive height computer return (LH), two lateral file drawers (locking), one wire mgmt grommet, 42"W kneespace  
24" x 72" x 30"H (250 lbs)

### 50ERL60LFCU

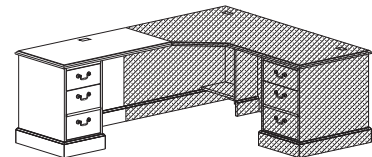
**\$2462**

Executive height computer return (LH), two lateral file drawers (locking), one wire mgmt grommet, 30"W kneespace  
24" x 60" x 30"H (195 lbs)

### 50ERL54LFCU

**\$2319**

Executive height computer return (LH), two lateral file drawers (locking), one wire mgmt grommet, 24"W kneespace  
24" x 54" x 30"H (180 lbs)



### 50ERL72CU

**\$2207**

Executive height computer return (LH), box/file pedestal (locking), 1/2 support panel on connection end, one wire mgmt grommet, 54"W kneespace  
24" x 72" x 30"H (225 lbs)

### 50ERL48CU

**\$1721**

Executive height computer return (LH), box/file pedestal (locking), one wire mgmt grommet, 31"W kneespace  
24" x 48" x 30"H (150 lbs)

### 50ERL42CU

**\$1672**

Executive height computer return (LH), box/file pedestal (locking), one wire mgmt grommet, 25"W kneespace  
24" x 42" x 30"H (130 lbs)

### 50ERL36CU

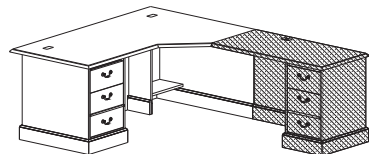
**\$1583**

Executive height computer return (LH), box/file pedestal (locking), one wire mgmt grommet, 19"W kneespace  
24" x 36" x 30"H (120 lbs)

# HERITAGE II SERIES

List Price

## Computer Desk Workstations - Single Pedestal Desks



### 50ECWS8446L

\$3834

Executive single pedestal computer desk (LH) with conference top, box/file pedestal (locking), 46" corner unit, 4" approach overhang, two wire mgmt grommets in top, tray/organizer in box drawer  
34"- 46" x 84" x 30"H (385 lbs)

### 50ECWS7246L

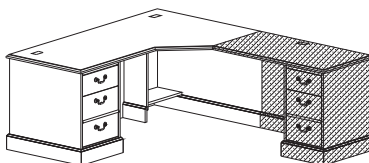
\$3360

Executive single pedestal computer desk (LH) with conference top, box/file pedestal (locking), 46" corner unit, 4" approach overhang, two wire mgmt grommets in top, tray/organizer in box drawer  
34"- 46" x 72" x 30"H (360 lbs)

### 50ECWS6640L

\$2920

Executive single pedestal computer desk (LH) with conference top, box/file pedestal (locking), 40" corner unit, 4" approach overhang, two wire mgmt grommets in top, tray/organizer in box drawer  
28"- 40" x 66" x 30"H (280 lbs)



### 50ECWS8442L

\$3522

Executive single pedestal computer desk (LH) with fitted top, box/file pedestal (locking), 42" corner unit, two wire mgmt grommets in top, tray/organizer in box drawer  
30"- 42" x 84" x 30"H (375 lbs)

### 50ECWS7242L

\$3206

Executive single pedestal computer desk (LH) with fitted top, box/file pedestal (locking), 42" corner unit, two wire mgmt grommets in top, tray/organizer in box drawer  
30"- 42" x 72" x 30"H (340 lbs)

### 50ECWS7236L

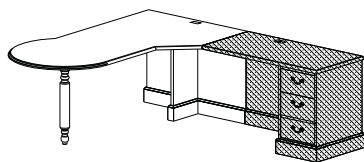
\$3165

Executive single pedestal computer desk (LH) with fitted top, box/file pedestal (locking), 36" corner unit, two wire mgmt grommets in top, tray/organizer in box drawer  
24"- 36" x 72" x 30"H (283 lbs)

### 50ECWS6636L

\$2907

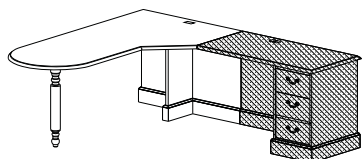
Executive single pedestal computer desk (LH) with fitted top, box/file pedestal (locking), 36" corner unit, two wire mgmt grommets in top, tray/organizer in box drawer  
24"- 36" x 66" x 30"H (260 lbs)



### 50ECWSP76L

\$3152

P-Top computer desk (LH), 36" diameter end, with sculptured wood pedestal leg, 42" corner unit, one wire mgmt grommet in top (right)  
30"-42" x 76" x 30"H (330 lbs)



### 50ECWSB76L

\$2796

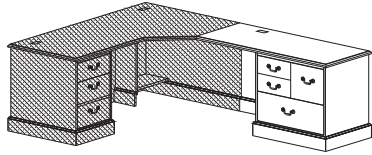
Bullet top computer desk (LH), 30" diameter end, with sculptured wood pedestal leg, 42" corner unit, one wire mgmt grommet in top (right)  
30"-42" x 76" x 30"H (330 lbs)



# HERITAGE II SERIES

List Price

## Computer Desk Workstations - Executive Returns



### 50ERR72FCCU

\$2876

Executive height computer return (RH), file center pedestal (locking), two box, one file drawer top, one lateral file drawer bottom, one wire mgmt grommet, 42"W kneespace  
24" x 72" x 30"H (250 lbs)

### 50ERR60FCCU

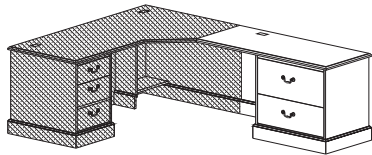
\$2716

Executive height computer return (RH), file center pedestal (locking), two box, one file drawer top, one lateral file drawer bottom, one wire mgmt grommet, 30"W kneespace  
24" x 60" x 30"H (195 lbs)

### 50ERR54FCCU

\$2569

Executive height computer return (RH), file center pedestal (locking), two box, one file drawer top, one lateral file drawer bottom, one wire mgmt grommet, 24"W kneespace  
24" x 54" x 30"H (180 lbs)



### 50ERR72LFCU

\$2647

Executive height computer return (RH), two lateral file drawers (locking), one wire mgmt grommet, 42"W kneespace  
24" x 72" x 30"H (250 lbs)

### 50ERR60LFCU

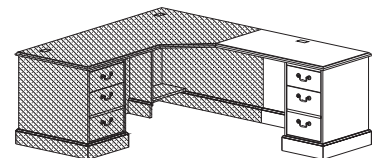
\$2462

Executive height computer return (RH), two lateral file drawers (locking), one wire mgmt grommet, 30"W kneespace  
24" x 60" x 30"H (195 lbs)

### 50ERR54LFCU

\$2319

Executive height computer return (RH), two lateral file drawers (locking), one wire mgmt grommet, 24"W kneespace  
24" x 54" x 30"H (180 lbs)



### 50ERR72CU

\$2207

Executive height computer return (RH), box/file pedestal (locking), 1/2 support panel on connection end, one wire mgmt grommet, 54"W kneespace  
24" x 72" x 30"H (225 lbs)

### 50ERR48CU

\$1721

Executive height computer return (RH), box/file pedestal (locking), one wire mgmt grommet, 31"W kneespace  
24" x 48" x 30"H (150 lbs)

### 50ERR42CU

\$1672

Executive height computer return (RH), box/file pedestal (locking), one wire mgmt grommet, 25"W kneespace  
24" x 42" x 30"H (130 lbs)

### 50ERR36CU

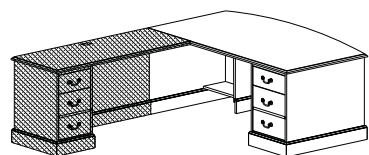
\$1583

Executive height computer return (RH), box/file pedestal (locking), one wire mgmt grommet, 19"W kneespace  
24" x 36" x 30"H (120 lbs)

# HERITAGE II SERIES

List Price

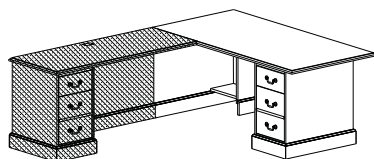
## Executive Workstations - Single Pedestal Desks



**50KSPR84** **\$3811**  
Executive single pedestal desk (RH) with arc conference top, box/file pedestal (locking),  
6" approach overhang, tray/organizer in box drawer  
42" x 84" x 30"H (350 lbs)

**50KSPR72** **\$3428**  
Executive single pedestal desk (RH) with arc conference top, box/file pedestal (locking),  
6" approach overhang, tray/organizer in box drawer  
42" x 72" x 30"H (325 lbs)

**50KSPR7236** **\$3266**  
Executive single pedestal desk (RH) with arc conference top, box/file pedestal (locking),  
6" approach overhang, tray/organizer in box drawer  
36" x 72" x 30"H (310 lbs)



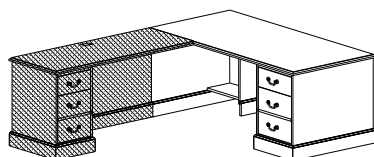
**50SPR84** **\$3467**  
Executive single pedestal desk (RH) with conference top, box/file pedestal (locking),  
6" approach and right side overhang, tray/organizer in box drawer  
42" x 84" x 30"H (340 lbs)

**50SPR72** **\$3160**  
Executive single pedestal desk (RH) with conference top, box/file pedestal (locking),  
6" approach and right side overhang, tray/organizer in box drawer  
36" x 72" x 30"H (310 lbs)



**50SPR6636** **\$2915**  
Executive single pedestal desk (RH) with conference top, box/file pedestal (locking),  
6" approach overhang only, tray/organizer in box drawer  
36" x 66" x 30"H (305 lbs)

**50SPR72F** **\$3444**  
Executive single pedestal desk (RH) with fitted top, box/file pedestal (locking),  
tray/organizer in box drawer  
36" x 72" x 30"H (300 lbs)

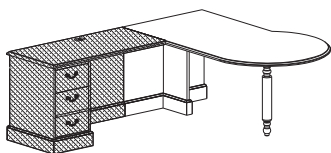


**50SPR7230F** **\$3092**  
Executive single pedestal desk (RH) with fitted top, box/file pedestal (locking),  
tray/organizer in box drawer  
30" x 72" x 30"H (290 lbs)

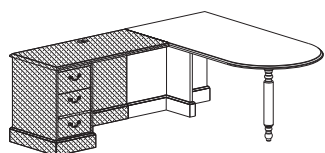
**50SPR66F** **\$2879**  
Executive single pedestal desk (RH) with fitted top, box/file pedestal (locking),  
tray/organizer in box drawer  
30" x 66" x 30"H (275 lbs)



**50SPR60F** **\$2636**  
Executive single pedestal desk (RH) with fitted top, box/file pedestal (locking), tray/organizer in box drawer  
10" w pedestal accommodates side-to-side letter or legal filing only. If freestanding option is specified,  
pedestal will be letter width.  
30" x 60" x 30"H (250 lbs)



**50WSP72R** **\$2802**  
P-Top desk (RH), 42" diameter end, with sculptured wood pedestal leg 36"-42" x  
72" x 30"H (170 lbs)

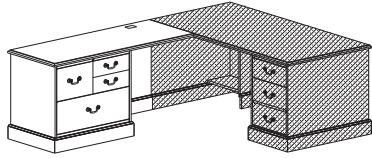


**50WSB7236R** \_ 36" x 72" x 30"H (170 lbs) **\$2449**  
**50WSB7230R** \_ 30" x 72" x 30"H (157 lbs) **\$2234**  
**50WSB6630R** \_ 30" x 66" x 30"H (146 lbs) **\$2047**  
Bullet top desk (RH), with sculptured wood pedestal leg

# HERITAGE II SERIES

List Price

## Executive Workstations - Executive Returns



### 50ERL72FC

\$2876

Executive height return (LH), file center pedestal (locking), two box, one file drawer top, one lateral file drawer bottom, one wire mgmt grommet, 42"W knee space  
24" x 72" x 30"H (250 lbs)

### 50ERL60FC

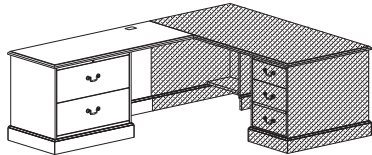
\$2716

Executive height return (LH), file center pedestal (locking), two box, one file drawer top, one lateral file drawer bottom, one wire mgmt grommet, 30"W knee space  
24" x 60" x 30"H (195 lbs)

### 50ERL54FC

\$2569

Executive height return (LH), file center pedestal (locking), two box, one file drawer top, one lateral file drawer bottom, one wire mgmt grommet, 24"W knee space  
24" x 54" x 30"H (180 lbs)



### 50ERL72LF

\$2647

Executive height return (LH), two lateral file drawers (locking), one wire mgmt grommet, 42"W knee space  
24" x 72" x 30"H (250 lbs)

### 50ERL60LF

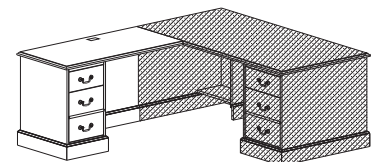
\$2462

Executive height return (LH), two lateral file drawers (locking), one wire mgmt grommet, 30"W knee space  
24" x 60" x 30"H (195 lbs)

### 50ERL54LF

\$2319

Executive height return (LH), two lateral file drawers (locking), one wire mgmt grommet, 24"W knee space  
24" x 54" x 30"H (180 lbs)



### 50ERL72

\$2207

Executive height return (LH), box/file pedestal (locking), 1/2 support panel on connection end, one wire mgmt grommet, 54"W knee space  
24" x 72" x 30"H (225 lbs)

### 50ERL48

\$1721

Executive height return (LH), box/file pedestal (locking), one wire mgmt grommet, 31"W knee space  
24" x 48" x 30"H (150 lbs)



### 50ERL42

\$1672

Executive height return (LH), box/file pedestal (locking), one wire mgmt grommet, 25"W knee space  
24" x 42" x 30"H (130 lbs)

### 50ERL36

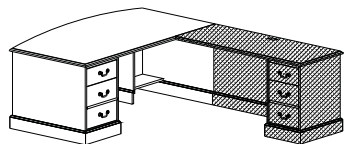
\$1583

Executive height return (LH), box/file pedestal (locking), one wire mgmt grommet, 19"W knee space  
24" x 36" x 30"H (120 lbs)

# HERITAGE II SERIES

List Price

## Executive Workstations - Single Pedestal Desks



### 50KSPL84

\$3811

Executive single pedestal desk (LH) with arc conference top, box/file pedestal (locking), 6" approach overhang, tray/organizer in box drawer  
42" x 84" x 30"H (350 lbs)

### 50KSPL72

\$3428

Executive single pedestal desk (LH) with arc conference top, box/file pedestal (locking), 6" approach overhang, tray/organizer in box drawer  
42" x 72" x 30"H (325 lbs)

### 50KSPL7236

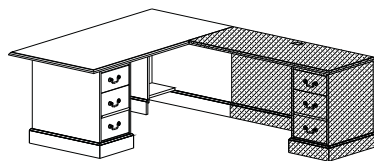
\$3266

Executive single pedestal desk (LH) with arc conference top, box/file pedestal (locking), 6" approach overhang, tray/organizer in box drawer  
36" x 72" x 30"H (310 lbs)

### 50SPL84

\$3467

Executive single pedestal desk (LH) with conference top, box/file pedestal (locking), 6" approach and left side overhang, tray/organizer in box drawer  
42" x 84" x 30"H (340 lbs)



### 50SPL72

\$3160

Executive single pedestal desk (LH) with conference top, box/file pedestal (locking), 6" approach and left side overhang, tray/organizer in box drawer  
36" x 72" x 30"H (310 lbs)



### 50SPL6636

\$2915

Executive single pedestal desk (LH) with conference top, box/file pedestal (locking), 6" approach overhang only, tray/organizer in box drawer  
36" x 66" x 30"H (305 lbs)

### 50SPL72F

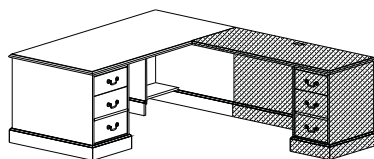
\$3444

Executive single pedestal desk (LH) with fitted top, box/file pedestal (locking), tray/organizer in box drawer  
36" x 72" x 30"H (300 lbs)

### 50SPL7230F

\$3092

Executive single pedestal desk (LH) with fitted top, box/file pedestal (locking), tray/organizer in box drawer  
30" x 72" x 30"H (290 lbs)



### 50SPL66F

\$2879

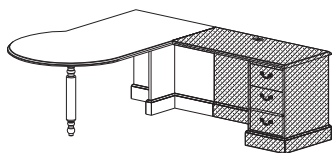
Executive single pedestal desk (LH) with fitted top, box/file pedestal (locking), tray/organizer in box drawer  
30" x 66" x 30"H (275 lbs)



### 50SPL60F

\$2636

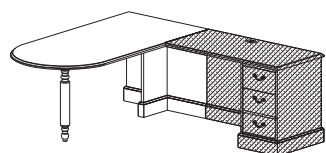
Executive single pedestal desk (LH) with fitted top, box/file pedestal (locking), tray/organizer in box drawer  
10" w pedestal accommodates side-to-side letter or legal filing only. If freestanding option is specified, pedestal will be letter width.  
30" x 60" x 30"H (250 lbs)



### 50WSP72L

\$2802

P-Top desk (LH), 42" diameter end, with sculptured wood pedestal leg 36"-42" x 72" x 30"H (170 lbs)



50WSB7236L \_ 36" x 72" x 30"H (170 lbs)

\$2449

50WSB7230L \_ 30" x 72" x 30"H (157 lbs)

\$2234

50WSB6630L \_ 30" x 66" x 30"H (146 lbs)

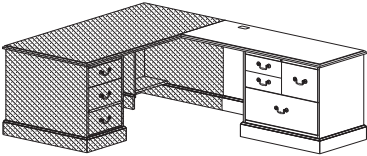
\$2047

Bullet top desk (LH), with sculptured wood pedestal leg

# HERITAGE II SERIES

List Price

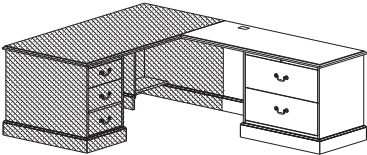
## Executive Workstations - Executive Returns



**50ERR72FC** **\$2876**  
Executive height return (RH), file center pedestal (locking), two box, one file drawer top, one lateral file drawer bottom, one wire mgmt grommet, 42"W kneespace  
24" x 72" x 30"H (250 lbs)

**50ERR60FC** **\$2716**  
Executive height return (RH), file center pedestal (locking), two box, one file drawer top, one lateral file drawer bottom, one wire mgmt grommet, 30"W kneespace  
24" x 60" x 30"H (195 lbs)

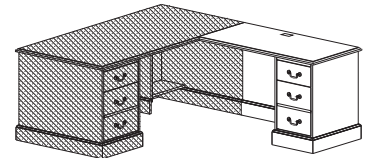
**50ERR54FC** **\$2569**  
Executive height return (RH), file center pedestal (locking), two box, one file drawer top, one lateral file drawer bottom, one wire mgmt grommet, 24"W kneespace  
24" x 54" x 30"H (180 lbs)



**50ERR72LF** **\$2647**  
Executive height return (RH), two lateral file drawers (locking), one wire mgmt grommet, 42"W kneespace  
24" x 72" x 30"H (250 lbs)

**50ERR60LF** **\$2462**  
Executive height return (RH), two lateral file drawers (locking), one wire mgmt grommet, 30"W kneespace  
24" x 60" x 30"H (195 lbs)

**50ERR54LF** **\$2319**  
Executive height return (RH), two lateral file drawers (locking), one wire mgmt grommet, 24"W kneespace  
24" x 54" x 30"H (180 lbs)



**50ERR72** **\$2207**  
Executive height return (RH), box/file pedestal (locking), 1/2 support panel on connection end, one wire mgmt grommet, 54"W kneespace  
24" x 72" x 30"H (225 lbs)

**50ERR48** **\$1721**  
Executive height return (RH), box/file pedestal (locking), one wire mgmt grommet, 31"W kneespace  
24" x 48" x 30"H (150 lbs)



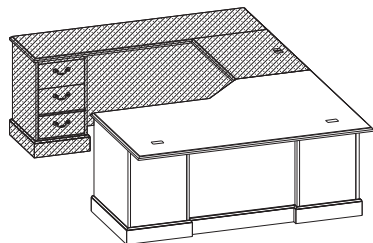
**50ERR42** **\$1672**  
Executive height return (RH), box/file pedestal (locking), one wire mgmt grommet, 25"W kneespace  
24" x 42" x 30"H (130 lbs)

**50ERR36** **\$1583**  
Executive height return (RH), box/file pedestal (locking), one wire mgmt grommet, 19"W kneespace  
24" x 36" x 30"H (120 lbs)

# HERITAGE II SERIES

List Price

## Computer Desk U Workstations - Single Pedestal Desks



### 50ECWS8446R

\$3834

Executive single pedestal computer desk (RH) with conference top, box/file pedestal (locking), 46" corner unit, 4" approach overhang, tray/organizer in box drawer, two wire mgmt grommets in top 34"- 46" x 84" x 30"H (385 lbs)

### 50ECWS7246R

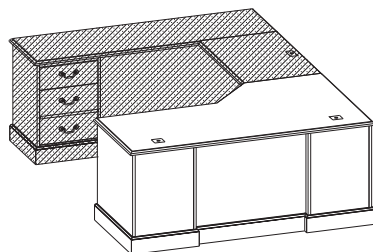
\$3360

Executive single pedestal computer desk (RH) with conference top, box/file pedestal (locking), 46" corner unit, 4" approach overhang, tray/organizer in box drawer, two wire mgmt grommets in top 34"- 46" x 72" x 30"H (360 lbs)

### 50ECWS6640R

\$2920

Executive single pedestal computer desk (RH) with conference top, box/file pedestal (locking), 40" corner unit, 4" approach overhang, tray/organizer in box drawer, two wire mgmt grommets in top 28"- 40" x 66" x 30"H (280 lbs)



### 50ECWS8442R

\$3522

Executive single pedestal computer desk (RH) with fitted top, box/file pedestal (locking), 42" corner unit, tray/organizer in box drawer, two wire mgmt grommets in top 30"- 42" x 84" x 30"H (375 lbs)

### 50ECWS7242R

\$3206

Executive single pedestal computer desk (RH) with fitted top, box/file pedestal (locking), 42" corner unit, tray/organizer in box drawer, two wire mgmt grommets in top 30"- 42" x 72" x 30"H (340 lbs)

### 50ECWS7236R

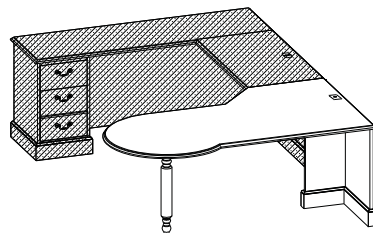
\$3165

Executive single pedestal computer desk (RH) with fitted top, box/file pedestal (locking), 36" corner unit, tray/organizer in box drawer, two wire mgmt grommets in top 24"- 36" x 72" x 30"H (283 lbs)

### 50ECWS6636R

\$2907

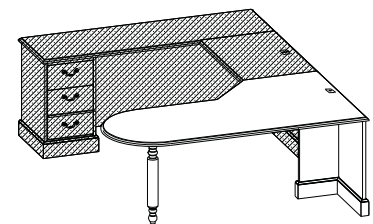
Executive single pedestal computer desk (RH) with fitted top, box/file pedestal (locking), 36" corner unit, tray/organizer in box drawer, two wire mgmt grommets in top 24"- 36" x 66" x 30"H (260 lbs)



### 50ECWSP76R

\$3152

P-Top computer desk (RH), 36" diameter end, with sculptured wood pedestal leg, 42" corner unit, one wire mgmt grommet in top (left) 30"-42" x 76" x 30"H (330 lbs)



### 50ECWSB76R

\$2796

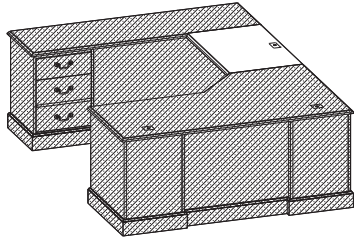
Bullet top computer desk (RH), 30" diameter end, with sculptured wood pedestal leg, 42" corner unit, one wire mgmt grommet in top (left) 30"-42" x 76" x 30"H (330 lbs)



# HERITAGE II SERIES

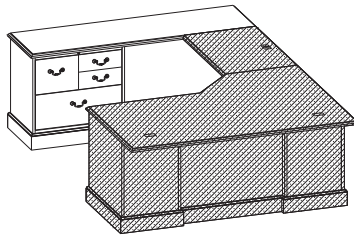
List Price

## Computer Desk U Workstations - Connecting Bridges

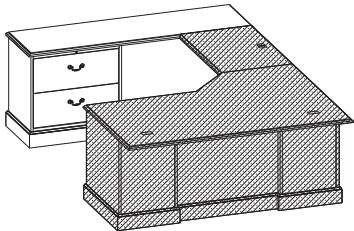


<b>50WS48R</b> Executive height corner bridge (RH), one computer grommet 24" x 48" x 30"H (105 lbs)	<b>\$1169</b>
<b>50WS42R</b> Executive height corner bridge (RH), one computer grommet 24" x 42" x 30"H (85 lbs)	<b>\$1125</b>
<b>50WS36R</b> Executive height corner bridge (RH), one computer grommet 24" x 36" x 30"H (65 lbs)	<b>\$1027</b>

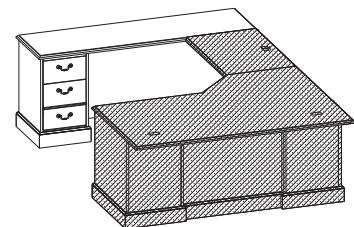
## Computer Desk U Workstations - Single Pedestal Credenzas



<b>50DCSPL84FC</b> Single pedestal credenza (LH), file center pedestal (locking), two box, one file drawer top, one lateral file drawer bottom, one wire mgmt grommet, 52 3/4"W kneespace 21" x 84" x 30"H (295 lbs)	<b>\$3761</b>
<b>50DCSPL84FC-24</b> - 24" x 84" x 30"H	<b>\$4221</b>
<b>50DCSPL72FC</b> Single pedestal credenza (LH), file center pedestal (locking), two box, one file drawer top, one lateral file drawer bottom, one wire mgmt grommet, 40 3/4"W kneespace 21" x 72" x 30"H (280 lbs)	<b>\$3411</b>
<b>50DCSPL72FC-24</b> - 24" x 72" x 30"H	<b>\$3835</b>
<b>50DCSPL66FC</b> Single pedestal credenza (LH), file center pedestal (locking), two box, one file drawer top, one lateral file drawer bottom, one wire mgmt grommet, 34 3/4"W kneespace 21" x 66" x 30"H (265 lbs)	<b>\$3221</b>
<b>50DCSPL66FC-24</b> - 24" x 66" x 30"H	<b>\$3610</b>



<b>50DCSPL84LF</b> Single pedestal credenza (LH), two lateral file drawers (locking), legal or letter filing, one wire mgmt grommet in back panel, 52 3/4"W kneespace 21" x 84" x 30"H (290 lbs)	<b>\$3333</b>
<b>50DCSPL84LF-24</b> - 24" x 84" x 30"H	<b>\$3792</b>
<b>50DCSPL72LF</b> Single pedestal credenza (LH), two lateral file drawers (locking), legal or letter filing, one wire mgmt grommet in back panel, 40 3/4"W kneespace 21" x 72" x 30"H (275 lbs)	<b>\$3214</b>
<b>50DCSPL72LF-24</b> - 24" x 72" x 30"H	<b>\$3638</b>
<b>50DCSPL66LF</b> Single pedestal credenza (LH), two lateral file drawers (locking), legal or letter filing, one wire mgmt grommet in back panel, 34 3/4"W kneespace 21" x 66" x 30"H (260 lbs)	<b>\$3086</b>
<b>50DCSPL66LF-24</b> - 24" x 66" x 30"H	<b>\$3475</b>



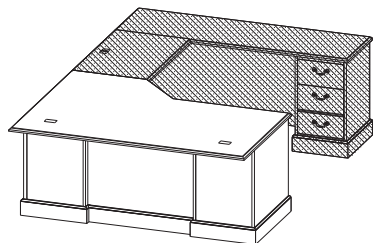
<b>50DCSPL72</b> Single pedestal credenza (LH), box/file pedestal (locking), one wire mgmt grommet in back panel, 54"W kneespace 21" x 72" x 30"H (220 lbs)	<b>\$2718</b>
<b>50DCSPL72-24</b> - 24" x 72" x 30"H	<b>\$3141</b>
<b>50DCSPL66</b> Single pedestal credenza (LH), box/file pedestal (locking), one wire mgmt grommet in back panel, 48"W kneespace 21" x 66" x 30"H (205 lbs)	<b>\$2561</b>
<b>50DCSPL66-24</b> - 24" x 66" x 30"H	<b>\$2950</b>
<b>50DCSPL60</b> Single pedestal credenza (LH), box/file pedestal (locking), one wire mgmt grommet in back panel, 42"W kneespace 21" x 60" x 30"H (195 lbs)	<b>\$2274</b>
<b>50DCSPL60-24</b> - 24" x 60" x 30"H	<b>\$2628</b>



# HERITAGE II SERIES

List Price

## Computer Desk U Workstations - Single Pedestal Desks



### 50ECWS8446L

\$3834

Executive single pedestal computer desk (LH) with conference top, box/file pedestal (locking), 46" corner unit, 4" approach overhang, tray/organizer in box drawer, two wire mgmt grommets in top 34"- 46" x 84" x 30"H (385 lbs)

### 50ECWS7246L

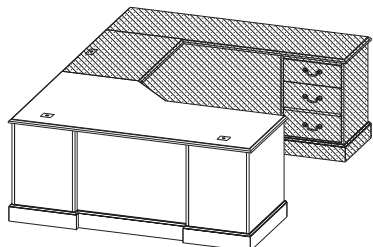
\$3360

Executive single pedestal computer desk (LH) with conference top, box/file pedestal (locking), 46" corner unit, 4" approach overhang, tray/organizer in box drawer, two wire mgmt grommets in top 34"- 46" x 72" x 30"H (360 lbs)

### 50ECWS6640L

\$2920

Executive single pedestal computer desk (LH) with conference top, box/file pedestal (locking), 40" corner unit, 4" approach overhang, tray/organizer in box drawer, two wire mgmt grommets in top 28"- 40" x 66" x 30"H (280 lbs)



### 50ECWS8442L

\$3522

Executive single pedestal computer desk (LH) with fitted top, box/file pedestal (locking), 42" corner unit, tray/organizer in box drawer, two wire mgmt grommets in top 30"- 42" x 84" x 30"H (375 lbs)

### 50ECWS7242L

\$3206

Executive single pedestal computer desk (LH) with fitted top, box/file pedestal (locking), 42" corner unit, tray/organizer in box drawer, two wire mgmt grommets in top 30"- 42" x 72" x 30"H (340 lbs)

### 50ECWS7236L

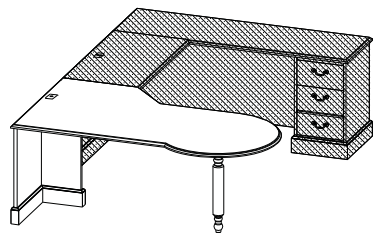
\$3165

Executive single pedestal computer desk (LH) with fitted top, box/file pedestal (locking), 36" corner unit, tray/organizer in box drawer, two wire mgmt grommets in top 24"- 36" x 72" x 30"H (283 lbs)

### 50ECWS6636L

\$2907

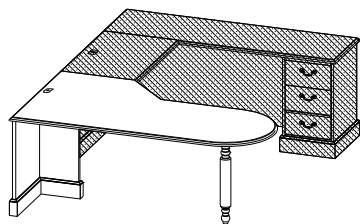
Executive single pedestal computer desk (LH) with fitted top, box/file pedestal (locking), 36" corner unit, tray/organizer in box drawer, two wire mgmt grommets in top 24"- 36" x 66" x 30"H (260 lbs)



### 50ECWSP76L\_

\$3152

P-Top computer desk (LH), 36" diameter end, with sculptured wood pedestal leg, 42" corner unit, one wire mgmt grommet in top (right) 30"-42" x 76" x 30"H (330 lbs)



### 50ECWSB76L\_

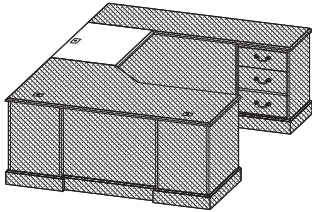
\$2796

Bullet top computer desk (LH), 30" diameter end, with sculptured wood pedestal leg, 42" corner unit, one wire mgmt grommet in top (right) 30"-42" x 76" x 30"H (330 lbs)

# HERITAGE II SERIES

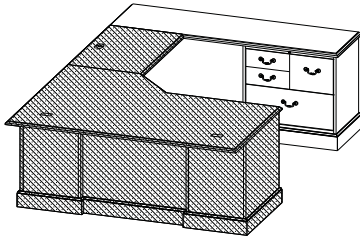
List Price

## Computer Desk U Workstations - Connecting Bridges

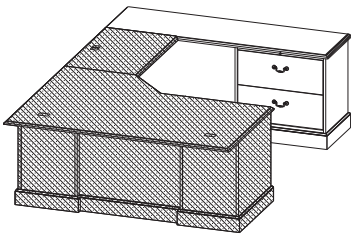


<b>50WS48L</b> Executive height corner bridge (LH), one computer grommet 24" x 48" x 30"H (105 lbs)	<b>\$1169</b>
<b>50WS42L</b> Executive height corner bridge (LH), one computer grommet 24" x 42" x 30"H (85 lbs)	<b>\$1125</b>
<b>50WS36L</b> Executive height corner bridge (LH), one computer grommet 24" x 36" x 30"H (65 lbs)	<b>\$1027</b>

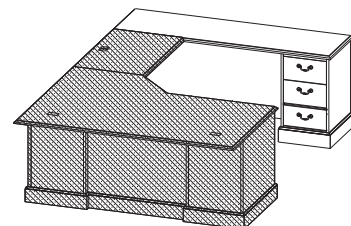
## Computer Desk U Workstations - Single Pedestal Credenzas



<b>50DCSPR84FC</b> Single pedestal credenza (RH), file center pedestal (locking), two box, one file drawer top, one lateral file drawer bottom, one wire mgmt grommet, 52 3/4"W kneespace 21" x 84" x 30"H (295 lbs)	<b>\$3761</b>
<b>50DCSPR84FC-24</b> -24" x84"x30"H	<b>\$4221</b>
<b>50DCSPR72FC</b> Single pedestal credenza (RH), file center pedestal (locking), two box, one file drawer top, one lateral file drawer bottom, one wire mgmt grommet, 40 3/4"W kneespace 21" x 72" x 30"H (280 lbs)	<b>\$3411</b>
<b>50DCSPR72FC-24</b> -24" x72"x30"H	<b>\$3835</b>
<b>50DCSPR66FC</b> Single pedestal credenza (RH), file center pedestal (locking), two box, one file drawer top, one lateral file drawer bottom, one wire mgmt grommet, 34 3/4"W kneespace 21" x 66" x 30"H (265 lbs)	<b>\$3221</b>
<b>50DCSPR66FC-24</b> -24" x66"x30"H	<b>\$3610</b>



<b>50DCSPR84LF</b> Single pedestal credenza (RH), two lateral file drawers (locking), legal or letter filing, one wire mgmt grommet in back panel, 52 3/4"W kneespace 21" x 84" x 30"H (290 lbs)	<b>\$3333</b>
<b>50DCSPR84LF-24</b> -24" x84"x30"H	<b>\$3792</b>
<b>50DCSPR72LF</b> Single pedestal credenza (RH), two lateral file drawers (locking), legal or letter filing, one wire mgmt grommet in back panel, 40 3/4"W kneespace 21" x 72" x 30"H (275 lbs)	<b>\$3214</b>
<b>50DCSPR72LF-24</b> -24" x72"x30"H	<b>\$3638</b>
<b>50DCSPR66LF</b> Single pedestal credenza (RH), two lateral file drawers (locking), legal or letter filing, one wire mgmt grommet in back panel, 34 3/4"W kneespace 21" x 66" x 30"H (260 lbs)	<b>\$3086</b>
<b>50DCSPR66LF-24</b> -24" x66"x30"H	<b>\$3475</b>



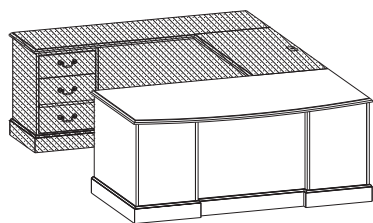
<b>50DCSPR72</b> Single pedestal credenza (RH), box/file pedestal (locking), one wire mgmt grommet in back panel, 54"W kneespace 21" x 72" x 30"H (220 lbs)	<b>\$2718</b>
<b>50DCSPR72-24</b> -24" x72"x30"H	<b>\$3141</b>
<b>50DCSPR66</b> Single pedestal credenza (RH), box/file pedestal (locking), one wire mgmt grommet in back panel, 48"W kneespace 21" x 66" x 30"H (205 lbs)	<b>\$2561</b>
<b>50DCSPR66-24</b> -24" x66"x30"H	<b>\$2950</b>
<b>50DCSPR60</b> Single pedestal credenza (RH), box/file pedestal (locking), one wire mgmt grommet in back panel, 42"W kneespace 21" x 60" x 30"H (195 lbs)	<b>\$2274</b>
<b>50DCSPR60-24</b> -24" x60"x30"H	<b>\$2628</b>



# HERITAGE II SERIES

List Price

## U Configurations - Single Pedestal Desks



### 50KSPR84

\$3811

Executive single pedestal desk (RH) with arc conference top, box/file pedestal (locking), 6" approach overhang, tray/organizer in box drawer  
42" x 84" x 30"H (350 lbs)

### 50KSPR72

\$3428

Executive single pedestal desk (RH) with arc conference top, box/file pedestal (locking), 6" approach overhang, tray/organizer in box drawer  
42" x 72" x 30"H (325 lbs)

### 50KSPR7236

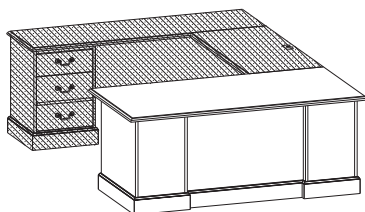
\$3266

Executive single pedestal desk (RH) with arc conference top, box/file pedestal (locking), 6" approach overhang, tray/organizer in box drawer  
36" x 72" x 30"H (310 lbs)

### 50SPR84

\$3467

Executive single pedestal desk (RH) with conference top, box/file pedestal (locking), 6" approach and right side overhang, tray/organizer in box drawer  
42" x 84" x 30"H (340 lbs)



### 50SPR72

\$3160

Executive single pedestal desk (RH) with conference top, box/file pedestal (locking), 6" approach and right side overhang, tray/organizer in box drawer  
36" x 72" x 30"H (310 lbs)



### 50SPR6636

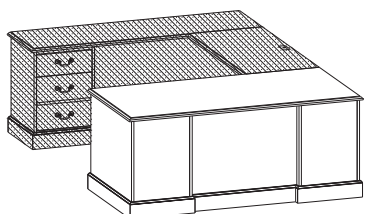
\$2915

Executive single pedestal desk (RH) with conference top, box/file pedestal (locking), 6" approach overhang only, tray/organizer in box drawer  
36" x 66" x 30"H (305 lbs)

### 50SPR72F

\$3444

Executive single pedestal desk (RH) with fitted top, box/file pedestal (locking), tray/organizer in box drawer  
36" x 72" x 30"H (300 lbs)



### 50SPR7230F

\$3092

Executive single pedestal desk (RH) with fitted top, box/file pedestal (locking), tray/organizer in box drawer  
30" x 72" x 30"H (290 lbs)

### 50SPR66F

\$2879

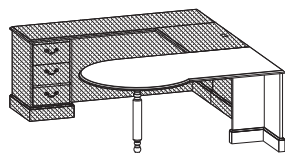
Executive single pedestal desk (RH) with fitted top, box/file pedestal (locking), tray/organizer in box drawer  
30" x 66" x 30"H (275 lbs)



### 50SPR60F

\$2636

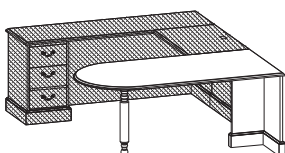
Executive single pedestal desk (RH) with fitted top, box/file pedestal (locking), tray/organizer in box drawer  
10" w pedestal accommodates side-to-side letter or legal filing only. If freestanding option is specified, pedestal will be letter width.  
30" x 60" x 30"H (250 lbs)



### 50WSP72R

\$2802

P-Top desk (RH), 42" diameter end, with sculptured wood pedestal leg 36"-42" x 72" x 30"H (170 lbs)



### 50WSB7236R \_ 36" x 72" x 30"H (170 lbs)

\$2449

### 50WSB7230R \_ 30" x 72" x 30"H (157 lbs)

\$2234

### 50WSB6630R \_ 30" x 66" x 30"H (146 lbs)

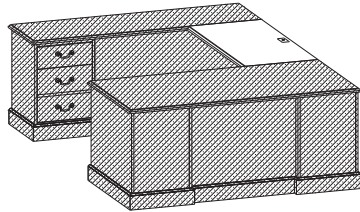
\$2047

Bullet top desk (RH), with sculptured wood pedestal leg

# HERITAGE II SERIES

List Price

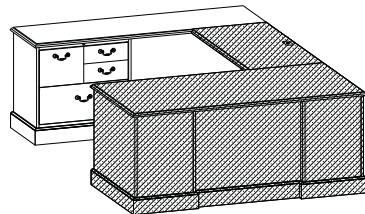
## U Configurations - Connecting Bridges



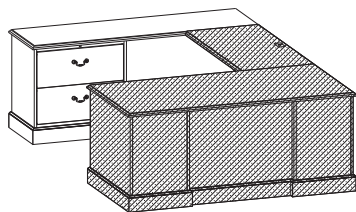
<b>50WS54</b> Executive height bridge, one computer grommet 24" x 54" x 30"H (105 lbs)	\$1317
<b>50WS48</b> Executive height bridge, one computer grommet 24" x 48" x 30"H (95 lbs)	\$1169
<b>50WS42</b> Executive height bridge, one computer grommet 24" x 42" x 30"H (78 lbs)	\$1125



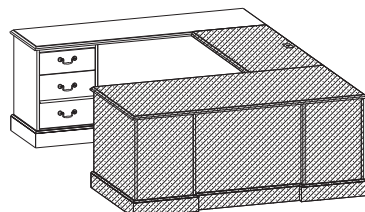
## U Configurations - Single Pedestal Credenzas



<b>50DCSPL84FC</b> Single pedestal credenza (LH), file center pedestal (locking), two box, one file drawer top, one lateral file drawer bottom, one wire mgmt grommet, 52 3/4"W kneespace 21" x 84" x 30"H (295 lbs)	\$3761
<b>50DCSPL84FC-24</b> - 24" x 84" x 30"H	\$4221
<b>50DCSPL72FC</b> Single pedestal credenza (LH), file center pedestal (locking), two box, one file drawer top, one lateral file drawer bottom, one wire mgmt grommet, 40 3/4"W kneespace 21" x 72" x 30"H (280 lbs)	\$3411
<b>50DCSPL72FC-24</b> - 24" x 72" x 30"H	\$3835
<b>50DCSPL66FC</b> Single pedestal credenza (LH), file center pedestal (locking), two box, one file drawer top, one lateral file drawer bottom, one wire mgmt grommet, 34 3/4"W kneespace 21" x 66" x 30"H (265 lbs)	\$3221
<b>50DCSPL66FC-24</b> - 24" x 66" x 30"H	\$3610



<b>50DCSPL84LF</b> Single pedestal credenza (LH), two lateral file drawers (locking), legal or letter filing, one wire mgmt grommet in back panel, 52 3/4"W kneespace 21" x 84" x 30"H (290 lbs)	\$3333
<b>50DCSPL84LF-24</b> - 24" x 84" x 30"H	\$3792
<b>50DCSPL72LF</b> Single pedestal credenza (LH), two lateral file drawers (locking), legal or letter filing, one wire mgmt grommet in back panel, 40 3/4"W kneespace 21" x 72" x 30"H (275 lbs)	\$3214
<b>50DCSPL72LF-24</b> - 24" x 72" x 30"H	\$3638
<b>50DCSPL66LF</b> Single pedestal credenza (LH), two lateral file drawers (locking), legal or letter filing, one wire mgmt grommet in back panel, 34 3/4"W kneespace 21" x 66" x 30"H (260 lbs)	\$3086
<b>50DCSPL66LF-24</b> - 24" x 66" x 30"H	\$3475



<b>50DCSPL72</b> Single pedestal credenza (LH), box/file pedestal (locking), one wire mgmt grommet in back panel, 54"W kneespace 21" x 72" x 30"H (220 lbs)	\$2718
<b>50DCSPL72-24</b> - 24" x 72" x 30"H	\$3141
<b>50DCSPL66</b> Single pedestal credenza (LH), box/file pedestal (locking), one wire mgmt grommet in back panel, 48"W kneespace 21" x 66" x 30"H (205 lbs)	\$2561
<b>50DCSPL66-24</b> - 24" x 66" x 30"H	\$2950
<b>50DCSPL60</b> Single pedestal credenza (LH), box/file pedestal (locking), one wire mgmt grommet in back panel, 42"W kneespace 21" x 60" x 30"H (195 lbs)	\$2274
<b>50DCSPL60-24</b> - 24" x 60" x 30"H	\$2628

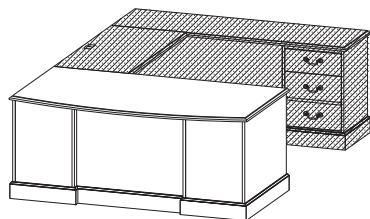




# HERITAGE II SERIES

List Price

## U Configurations - Single Pedestal Desks



**50KSPL84** **\$3811**

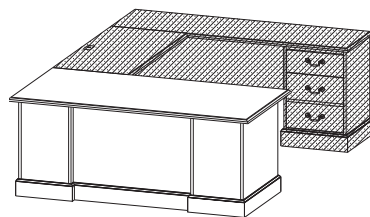
Executive single pedestal desk (LH) with arc conference top, box/file pedestal (locking), 6" approach overhang, tray/organizer in box drawer  
42" x 84" x 30"H (350 lbs)

**50KSPL72** **\$3428**

Executive single pedestal desk (LH) with arc conference top, box/file pedestal (locking), 6" approach overhang, tray/organizer in box drawer  
42" x 72" x 30"H (325 lbs)

**50KSPL7236** **\$3266**

Executive single pedestal desk (LH) with arc conference top, box/file pedestal (locking), 6" approach overhang, tray/organizer in box drawer  
36" x 72" x 30"H (310 lbs)



**50SPL84** **\$3467**

Executive single pedestal desk (LH) with conference top, box/file pedestal (locking), 6" approach and left side overhang, tray/organizer in box drawer  
42" x 84" x 30"H (340 lbs)

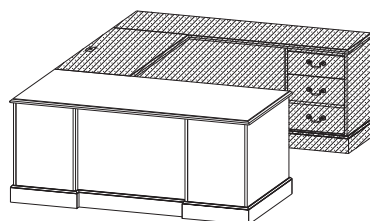
**50SPL72** **\$3160**

Executive single pedestal desk (LH) with conference top, box/file pedestal (locking), 6" approach and left side overhang, tray/organizer in box drawer  
36" x 72" x 30"H (310 lbs)



**50SPL6636** **\$2915**

Executive single pedestal desk (LH) with conference top, box/file pedestal (locking), 6" approach overhang only, tray/organizer in box drawer  
36" x 66" x 30"H (305 lbs)



**50SPL72F** **\$3444**

Executive single pedestal desk (LH) with fitted top, box/file pedestal (locking), tray/organizer in box drawer  
36" x 72" x 30"H (300 lbs)

**50SPL7230F** **\$3092**

Executive single pedestal desk (LH) with fitted top, box/file pedestal (locking), tray/organizer in box drawer  
30" x 72" x 30"H (290 lbs)

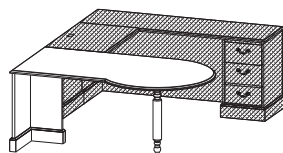
**50SPL66F** **\$2879**

Executive single pedestal desk (LH) with fitted top, box/file pedestal (locking), tray/organizer in box drawer  
30" x 66" x 30"H (275 lbs)



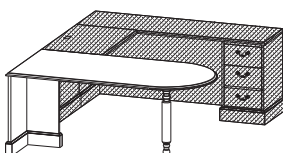
**50SPL60F** **\$2636**

Executive single pedestal desk (LH) with fitted top, box/file pedestal (locking), tray/organizer in box drawer  
10" w pedestal accommodates side-to-side letter or legal filing only. If freestanding option is specified, pedestal will be letter width.  
30" x 60" x 30"H (250 lbs)



**50WSP72L** **\$2802**

P-Top desk (LH), 42" diameter end, with sculptured wood pedestal leg 36"-42" x 72" x 30"H (170 lbs)



**50WSB7236L** \_ 36" x 72" x 30"H (170 lbs) **\$2449**

**50WSB7230L** \_ 30" x 72" x 30"H (157 lbs) **\$2234**

**50WSB6630L** \_ 30" x 66" x 30"H (146 lbs) **\$2047**

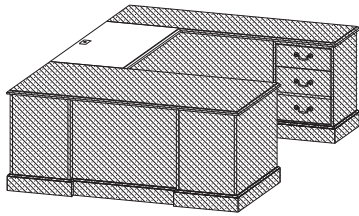
Bullet top desk (LH), with sculptured wood pedestal leg



# HERITAGE II SERIES

List Price

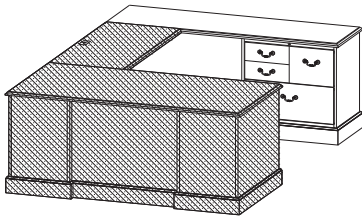
## U Configurations - Connecting Bridges



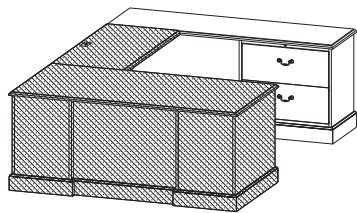
<b>50WS54</b> Executive height bridge, one computer grommet 24" x 54" x 30"H (105 lbs)	\$1317
<b>50WS48</b> Executive height bridge, one computer grommet 24" x 48" x 30"H (95 lbs)	\$1169
<b>50WS42</b> Executive height bridge, one computer grommet 24" x 42" x 30"H (78 lbs)	\$1125



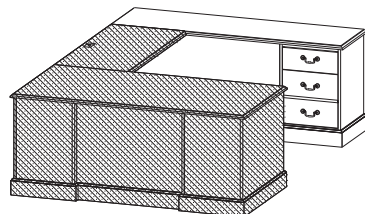
## U Configurations - Single Pedestal Credenzas



<b>50DCSPR84FC</b> Single pedestal credenza (RH), file center pedestal (locking), two box, one file drawer top, one lateral file drawer bottom, one wire mgmt grommet, 52 3/4"W kneespace 21" x 84" x 30"H (295 lbs)	\$3761
<b>50DCSPR84FC-24</b> -24" x84"x30"H	\$4221
<b>50DCSPR72FC</b> Single pedestal credenza (RH), file center pedestal (locking), two box, one file drawer top, one lateral file drawer bottom, one wire mgmt grommet, 40 3/4"W kneespace 21" x 72" x 30"H (280 lbs)	\$3411
<b>50DCSPR72FC-24</b> -24" x72"x30"H	\$3835
<b>50DCSPR66FC</b> Single pedestal credenza (RH), file center pedestal (locking), two box, one file drawer top, one lateral file drawer bottom, one wire mgmt grommet, 34 3/4"W kneespace 21" x 66" x 30"H (265 lbs)	\$3221
<b>50DCSPR66FC-24</b> -24" x66"x30"H	\$3610



<b>50DCSPR84LF</b> Single pedestal credenza (RH), two lateral file drawers (locking), legal or letter filing, one wire mgmt grommet in back panel, 52 3/4"W kneespace 21" x 84" x 30"H (290 lbs)	\$3333
<b>50DCSPR84LF-24</b> -24" x84"x30"H	\$3792
<b>50DCSPR72LF</b> Single pedestal credenza (RH), two lateral file drawers (locking), legal or letter filing, one wire mgmt grommet in back panel, 40 3/4"W kneespace 21" x 72" x 30"H (275 lbs)	\$3214
<b>50DCSPR72LF-24</b> -24" x72"x30"H	\$3638
<b>50DCSPR66LF</b> Single pedestal credenza (RH), two lateral file drawers (locking), legal or letter filing, one wire mgmt grommet in back panel, 34 3/4"W kneespace 21" x 66" x 30"H (260 lbs)	\$3086
<b>50DCSPR66LF-24</b> -24" x66"x30"H	\$3475



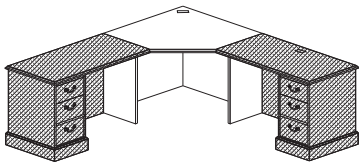
<b>50DCSPR72</b> Single pedestal credenza (RH), box/file pedestal (locking), one wire mgmt grommet in back panel, 54"W kneespace 21" x 72" x 30"H (220 lbs)	\$2718
<b>50DCSPR72-24</b> -24" x72"x30"H	\$3141
<b>50DCSPR66</b> Single pedestal credenza (RH), box/file pedestal (locking), one wire mgmt grommet in back panel, 48"W kneespace 21" x 66" x 30"H (205 lbs)	\$2561
<b>50DCSPR66-24</b> -24" x66"x30"H	\$2950
<b>50DCSPR60</b> Single pedestal credenza (RH), box/file pedestal (locking), one wire mgmt grommet in back panel, 42"W kneespace 21" x 60" x 30"H (195 lbs)	\$2274
<b>50DCSPR60-24</b> -24" x60"x30"H	\$2628



# HERITAGE II SERIES

List Price

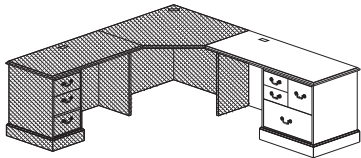
## Corner Configurations - Connecting Corners



<b>50CWS42</b> Corner unit - 42", one computer grommet 42" x 42" x 30"H (160 lbs)	<b>\$2085</b>
---	---------------

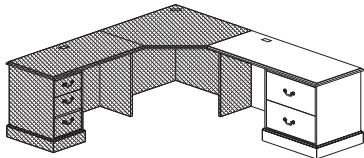
<b>50CWS36</b> Corner unit - 36", one computer grommet 36" x 36" x 30"H (160 lbs)	<b>\$1806</b>
---	---------------

## Corner Configurations - Connecting Units



<b>50ERR60FCCU_ _</b> Executive height return (RH), file center pedestal (locking), two box, one file drawer top, one lateral file drawer bottom, one wire mgmt grommet, 30"W kneespace 24" x 60" x 30"H (195 lbs)	<b>\$2716</b>
--	---------------

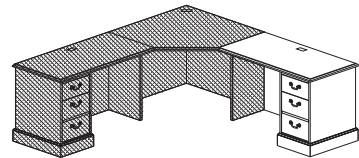
<b>50ERR54FCCU</b> Executive height return (RH), file center pedestal (locking), two box, one file drawer top, one lateral file drawer bottom, one wire mgmt grommet, 24"W kneespace 24" x 54" x 30"H (180 lbs)	<b>\$2569</b>
---	---------------



<b>50ERR60LFCU</b> Executive height return (RH), two lateral file drawers (locking), one wire mgmt grommet, 30"W kneespace 24" x 60" x 30"H (195 lbs)	<b>\$2462</b>
---	---------------

<b>50ERR54LFCU</b> Executive height return (RH), two lateral file drawers (locking), one wire mgmt grommet, 24"W kneespace 24" x 54" x 30"H (180 lbs)	<b>\$2319</b>
---	---------------

<b>50ERR72CU</b> Executive height return (RH), box/file pedestal (locking), 1/2 support panel on connection end, one wire mgmt grommet, 54"W kneespace 24" x 72" x 30"H (225 lbs)	<b>\$2207</b>
---	---------------



<b>50ERR48CU</b> Executive height return (RH), box/file pedestal (locking), one wire mgmt grommet, 31"W kneespace 24" x 48" x 30"H (150 lbs)	<b>\$1721</b>
--	---------------

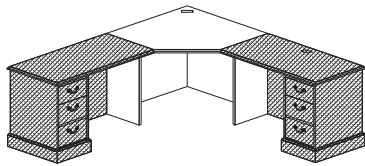
<b>50ERR42CU</b> Executive height return (RH), box/file pedestal (locking), one wire mgmt grommet, 25"W kneespace 24" x 42" x 30"H (130 lbs)	<b>\$1672</b>
--	---------------

<b>50ERR36CU</b> Executive height return (RH), box/file pedestal (locking), one wire mgmt grommet, 19"W kneespace 24" x 36" x 30"H (120 lbs)	<b>\$1583</b>
--	---------------

# HERITAGE II SERIES

List Price

## Corner Configurations - Connecting Corners



### 50CWS42

Corner unit - 42", one computer grommet  
42" x 42" x 30"H (160 lbs)

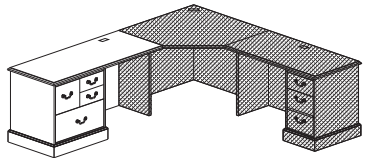
\$2085

### 50CWS36

Corner unit - 36", one computer grommet  
36" x 36" x 30"H (160 lbs)

\$1806

## Corner Configurations - Connecting Units



### 50ERL60FCCU

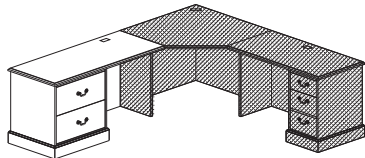
Executive height return (LH), file center pedestal (locking), two box, one file drawer top, one lateral file drawer bottom, one wire mgmt grommet, 30"W kneespace  
24" x 60" x 30"H (195 lbs)

\$2716

### 50ERL54FCCU

Executive height return (LH), file center pedestal (locking), two box, one file drawer top, one lateral file drawer bottom, one wire mgmt grommet, 24"W kneespace  
24" x 54" x 30"H (180 lbs)

\$2569



### 50ERL60LFCU

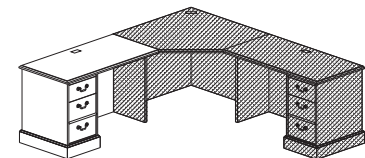
Executive height return (LH), two lateral file drawers (locking), one wire mgmt grommet, 30"W kneespace  
24" x 60" x 30"H (195 lbs)

\$2462

### 50ERL54LFCU

Executive height return (LH), two lateral file drawers (locking), one wire mgmt grommet, 24"W kneespace  
24" x 54" x 30"H (180 lbs)

\$2319



### 50ERL72CU

Executive height return (LH), box/file pedestal (locking), 1/2 support panel on connection end, one wire mgmt grommet, 54"W kneespace  
24" x 72" x 30"H (225 lbs)

\$2207

### 50ERL48CU

Executive height return (LH), box/file pedestal (locking), one wire mgmt grommet, 31"W kneespace  
24" x 48" x 30"H (150 lbs)

\$1721

### 50ERL42CU

Executive height return (LH), box/file pedestal (locking), one wire mgmt grommet, 25"W kneespace  
24" x 42" x 30"H (130 lbs)

\$1672

### 50ERL36CU

Executive height return (LH), box/file pedestal (locking), one wire mgmt grommet, 19"W kneespace  
24" x 36" x 30"H (120 lbs)

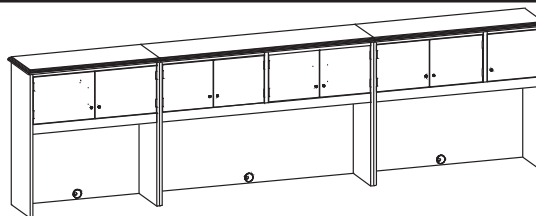
\$1583

# HERITAGE II SERIES

List Price

## Modular Overhead Storage Units

Modular hutches are used when you are ganging units together. Left units are used on the left side of the desk (flat or modular on right hand side), right units are used on right side of the desk (flat or modular on left hand side), and center units are used between a right and left hand unit (flat or modular on both sides)



### 50MH70R, 50MH70L or 50MH70C

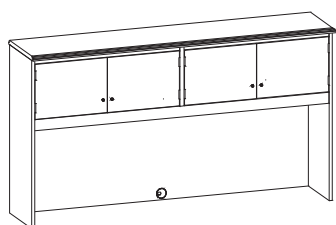
\$3219

Overhead storage unit with hinged wood doors, two storage areas behind four hinged doors (non-locking), two wire mgmt access grommets in center back panel  
22" clearance between apron rail & worksurface  
15" x 70" x 39"H (210 lbs)

### 50MH58R, 50MH58L or 50MH58C

\$2904

Overhead storage unit with hinged wood doors, two storage areas behind four hinged doors (non-locking), two wire mgmt access grommets in center back panel  
22" clearance between apron rail & worksurface  
15" x 58" x 39"H (175 lbs)



### 50MH46R, 50MH46L or 50MH46C

\$2631

Overhead storage unit with hinged wood doors, two storage areas behind three hinged doors (non-locking), two wire mgmt access grommets in center back panel  
22" clearance between apron rail & worksurface  
15" x 46" x 39"H (140 lbs)

### 50MH40R, 50MH40L or 50MH40C

\$2274

Overhead storage unit with hinged wood doors, one storage areas behind two hinged doors (non-locking), two wire mgmt access grommets in center back panel  
22" clearance between apron rail & worksurface  
15" x 40" x 39"H (125 lbs)

### 50MH35R, 50MH35L or 50MH35C

\$2092

Overhead storage unit with hinged wood doors, one storage areas behind two hinged doors (non-locking), two wire mgmt access grommets in center back panel  
22" clearance between apron rail & worksurface  
15" x 35" x 39"H (105 lbs)

## Wall Mounted Storage Units

### 50WM48

\$1432

Wall mounted storage unit with three hinged doors  
16" x 48" x 16"H (89 lbs) \*\*attaching wall bracket included

### 50WM42

\$1199

Wall mounted storage unit with three hinged doors  
16" x 42" x 16"H (80 lbs) \*\*attaching wall bracket included

### 50WM36

\$1056

Wall mounted storage unit with two hinged doors  
16" x 36" x 16"H (70 lbs) \*\*attaching wall bracket included

### 50WM30

\$926

Wall mounted storage unit with two hinged doors  
16" x 30" x 16"H (60 lbs) \*\*attaching wall bracket included

## Accessories

### TB48-12

\$321

Fabric tackboard, (COM, Grade A, Grade B) 3/4" x 48" x 12"H (18 lbs)

### TB42-12

\$275

Fabric tackboard, (COM, Grade A, Grade B) 3/4" x 42" x 12"H (17 lbs)

### TB36-12

\$239

Fabric tackboard, (COM, Grade A, Grade B) 3/4" x 36" x 12"H (16 lbs)

### TB30-12

\$218

Fabric tackboard, (COM, Grade A, Grade B) 3/4" x 30" x 12"H (15 lbs)

### TL48

\$231

Task light (UL approved), 6" x 48" x 1 1/2"H (15 lbs)

### TL24

\$199

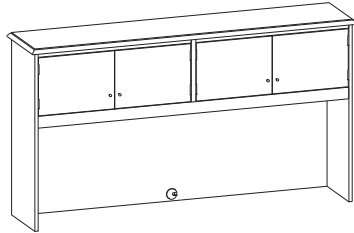
Task light (UL approved), 6" x 24" x 1 1/2"H (10 lbs)



# HERITAGE II SERIES

List Price

## Overhead Storage Units



### 50HC82

\$3343

Overhead storage unit with hinged wood doors, two storage areas behind four hinged doors (non-locking), two wire mgmt access grommets in center back panel  
22" clearance between apron rail & worksurface  
15" x 81" x 39"H (253 lbs)

### 50HC76

\$3203

Overhead storage unit with hinged wood doors, two storage areas behind four hinged doors (non-locking), two wire mgmt access grommets in center back panel  
22" clearance between apron rail & worksurface  
15" x 75" x 39"H (235 lbs)

### 50HC70

\$2983

Overhead storage unit with hinged wood doors, two storage areas behind four hinged doors (non-locking), two wire mgmt access grommets in center back panel  
22" clearance between apron rail & worksurface  
15" x 69" x 39"H (215 lbs)



### 50HC64


\$2859

Overhead storage unit with hinged wood doors, two storage areas behind four hinged doors (non-locking), two wire mgmt access grommets in center back panel  
22" clearance between apron rail & worksurface  
15" x 63" x 39"H (200 lbs)

### 50HC58

\$2752

Overhead storage unit with hinged wood doors, two storage areas behind four hinged doors (non-locking), two wire mgmt access grommets in center back panel  
22" clearance between apron rail & worksurface  
15" x 57" x 39"H (188 lbs)



### 50HC46

\$2631

Overhead storage unit with hinged wood doors, two storage areas behind three hinged doors (non-locking), two wire mgmt access grommets in center back panel  
22" clearance between apron rail & worksurface  
15" x 45" x 39"H (145 lbs)

### 50HC40

\$2418

Overhead storage unit with hinged wood doors, two storage areas behind three hinged doors (non-locking), two wire mgmt access grommets in center back panel  
22" clearance between apron rail & worksurface  
15" x 39" x 39"H (130 lbs)

## Accessories



### TB77

\$507

Fabric tackboard, (COM, Grade A, Grade B) 3/4" x 77" x 15 1/2"H (20 lbs)

### TB71

\$480

Fabric tackboard, (COM, Grade A, Grade B) 3/4" x 71" x 15 1/2"H (18 lbs)

### TB65

\$429

Fabric tackboard, (COM, Grade A, Grade B) 3/4" x 65" x 15 1/2"H (16 lbs)

### TB59

\$414

Fabric tackboard, (COM, Grade A, Grade B) 3/4" x 59" x 15 1/2"H (14 lbs)

### TB53

\$366

Fabric tackboard, (COM, Grade A, Grade B) 3/4" x 53" x 15 1/2"H (12 lbs)

### TB41

\$292

Fabric tackboard, (COM, Grade A, Grade B) 3/4" x 41" x 15 1/2"H (11 lbs)

### TB35

\$250

Fabric tackboard, (COM, Grade A, Grade B) 3/4" x 35" x 15 1/2"H (10 lbs)



### TL48

\$231

Task light (UL approved), 6" x 48" x 1 1/2"H (15 lbs)

### TL24

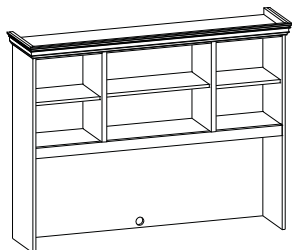
\$199

Task light (UL approved), 6" x 24" x 1 1/2"H (10 lbs)

# HERITAGE II SERIES

List Price

## Hutches



### 50HO81-O

\$3555

Overhead storage unit, open, three storage areas, one adjustable shelf per section, cornice top, two wire mgmt access grommets in center back panel  
23 1/2" clearance between apron rail & worksurface  
15 1/2" x 81" x 50"H (280 lbs)

### 50HO69-O

\$3310

Overhead storage unit, open, three storage areas, one adjustable shelf per section, cornice top, two wire mgmt access grommets in center back panel  
23 1/2" clearance between apron rail & worksurface  
15 1/2" x 69" x 50"H (210 lbs)

### 50HO63-O

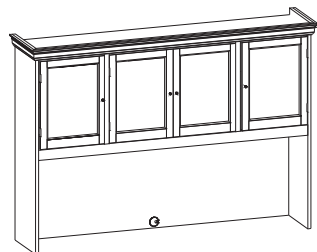
\$3044

Overhead storage unit, open, three storage areas, one adjustable shelf per section, cornice top, two wire mgmt access grommets in center back panel  
23 1/2" clearance between apron rail & worksurface  
15 1/2" x 63" x 50"H (180 lbs)

### 50HO57-O

\$2775

Overhead storage unit, open, three storage areas, one adjustable shelf per section, cornice top, two wire mgmt access grommets in center back panel  
23 1/2" clearance between apron rail & worksurface  
15 1/2" x 57" x 50"H (165 lbs)



### 50HO81-W

\$4446

Overhead storage unit with hinged wood doors, three storage areas behind four hinged doors, one adjustable shelf per section, cornice top, two wire mgmt access grommets in center back panel  
23 1/2" clearance between apron rail & worksurface  
15 1/2" x 81" x 50"H (280 lbs)

### 50HO69-W

\$3940

Overhead storage unit with hinged wood doors, three storage areas behind four hinged doors, one adjustable shelf per section, cornice top, two wire mgmt access grommets in center back panel  
23 1/2" clearance between apron rail & worksurface  
15 1/2" x 69" x 50"H (210 lbs)

### 50HO63-W

\$3702

Overhead storage unit with hinged wood doors, three storage areas behind four hinged doors, one adjustable shelf per section, cornice top, two wire mgmt access grommets in center back panel  
23 1/2" clearance between apron rail & worksurface  
15 1/2" x 63" x 50"H (180 lbs)

### 50HO57-W

\$3421

Overhead storage unit with hinged wood doors, three storage areas behind four hinged doors, one adjustable shelf per section, cornice top, two wire mgmt access grommets in center back panel  
23 1/2" clearance between apron rail & worksurface  
15 1/2" x 57" x 50"H (165 lbs)

## Accessories



### TB77

\$507

Fabric tackboard, (COM, Grade A, Grade B) 3/4" x 77" x 15 1/2"H (20 lbs)

### TB65

\$429

Fabric tackboard, (COM, Grade A, Grade B) 3/4" x 65" x 15 1/2"H (16 lbs)

### TB59

\$414

Fabric tackboard, (COM, Grade A, Grade B) 3/4" x 59" x 15 1/2"H (14 lbs)

### TB53

\$366

Fabric tackboard, (COM, Grade A, Grade B) 3/4" x 53" x 15 1/2"H (12 lbs)



### TL48

\$231

Task light (UL approved), 6" x 48" x 1 1/2"H (15 lbs)

### TL24

\$199

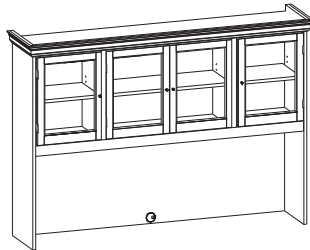
Task light (UL approved), 6" x 24" x 1 1/2"H (10 lbs)



# HERITAGE II SERIES

List Price

## Hutches



### 50HO81-G

\$4246

Overhead storage unit with hinged glass doors, three storage areas behind four hinged doors, one adjustable shelf per section, cornice top, two wire mgmt access grommets in center back panel  
23 1/2" clearance between apron rail & worksurface  
15 1/2" x 81" x 50"H (280 lbs)

### 50HO69-G

\$3867

Overhead storage unit with hinged glass doors, three storage areas behind four hinged doors, one adjustable shelf per section, cornice top, two wire mgmt access grommets in center back panel  
23 1/2" clearance between apron rail & worksurface  
15 1/2" x 69" x 50"H (210 lbs)

### 50HO63-G

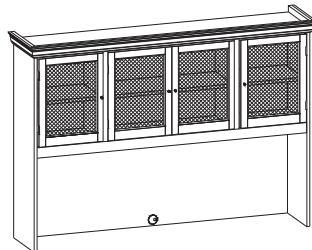
\$3634

Overhead storage unit with hinged glass doors, three storage areas behind four hinged doors, one adjustable shelf per section, cornice top, two wire mgmt access grommets in center back panel  
23 1/2" clearance between apron rail & worksurface  
15 1/2" x 63" x 50"H (180 lbs)

### 50HO57-G

\$3434

Overhead storage unit with hinged glass doors, three storage areas behind four hinged doors, one adjustable shelf per section, cornice top, two wire mgmt access grommets in center back panel  
23 1/2" clearance between apron rail & worksurface  
15 1/2" x 57" x 50"H (165 lbs)



### 50HO81-M

\$4513

Overhead storage unit with hinged woven wire mesh doors, three storage areas behind four hinged doors, one adjustable shelf per section, cornice top, two wire mgmt access grommets in center back panel  
23 1/2" clearance between apron rail & worksurface  
15 1/2" x 81" x 50"H (280 lbs)

### 50HO69-M

\$4435

Overhead storage unit with hinged woven wire mesh doors, three storage areas behind four hinged doors, one adjustable shelf per section, cornice top, two wire mgmt access grommets in center back panel  
23 1/2" clearance between apron rail & worksurface  
15 1/2" x 69" x 50"H (210 lbs)

### 50HO63-M

\$3702

Overhead storage unit with hinged woven wire mesh doors, three storage areas behind four hinged doors, one adjustable shelf per section, cornice top, two wire mgmt access grommets in center back panel  
23 1/2" clearance between apron rail & worksurface  
15 1/2" x 63" x 50"H (180 lbs)

### 50HO57-M

\$3539

Overhead storage unit with hinged woven wire mesh doors, three storage areas behind four hinged doors, one adjustable shelf per section, cornice top, two wire mgmt access grommets in center back panel  
23 1/2" clearance between apron rail & worksurface  
15 1/2" x 57" x 50"H (165 lbs)

## Accessories



### TB77

\$507

Fabric tackboard, (COM, Grade A, Grade B) 3/4" x 77" x 15 1/2"H (20 lbs)

### TB65

\$429

Fabric tackboard, (COM, Grade A, Grade B) 3/4" x 65" x 15 1/2"H (16 lbs)

### TB59

\$414

Fabric tackboard, (COM, Grade A, Grade B) 3/4" x 59" x 15 1/2"H (14 lbs)

### TB53

\$366

Fabric tackboard, (COM, Grade A, Grade B) 3/4" x 53" x 15 1/2"H (12 lbs)



### TL48

\$231

Task light (UL approved), 6" x 48" x 1 1/2"H (15 lbs)

### TL24

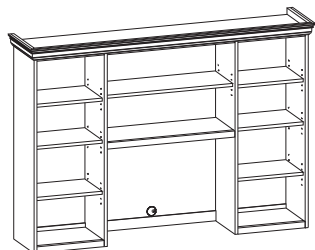
\$199

Task light (UL approved), 6" x 24" x 1 1/2"H (10 lbs)

# HERITAGE II SERIES

List Price

## Hutches

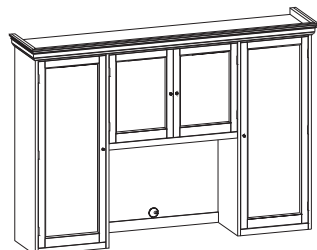


**50HC81-O** \$4297  
Open hutch, three storage areas, three adjustable shelves in outer sections, one adjustable shelf in center section, cornice top, two wire mgmt access grommets in center back panel  
23 1/2" clearance between apron rail & worksurface  
15 1/2" x 81" x 50"H (210 lbs)

**50HC69-O** \$3756  
Open hutch, three storage areas, three adjustable shelves in outer sections, one adjustable shelf in center section, cornice top, two wire mgmt access grommets in center back panel  
23 1/2" clearance between apron rail & worksurface  
15 1/2" x 69" x 50"H (210 lbs)

**50HC63-O** \$3366  
Open hutch, three storage areas, three adjustable shelves in outer sections, one adjustable shelf in center section, cornice top, two wire mgmt access grommets in center back panel  
23 1/2" clearance between apron rail & worksurface  
15 1/2" x 63" x 50"H (180 lbs)

**50HC57-O** \$3054  
Open hutch, three storage areas, three adjustable shelves in outer sections, one adjustable shelf in center section, cornice top, two wire mgmt access grommets in center back panel  
23 1/2" clearance between apron rail & worksurface  
15 1/2" x 57" x 50"H (165 lbs)



**50HC81-W** \$5751  
Hutch, hinged wooden doors (non-locking), three storage areas, three adjustable shelves in outer sections, one adjustable shelf in center section, cornice top, two wire mgmt access grommets in center back panel, 23 1/2" clearance between apron rail & worksurface  
15 1/2" x 81" x 50"H (280 lbs)

**50HC69-W** \$5299  
Hutch, hinged wooden doors (non-locking), three storage areas, three adjustable shelves in outer sections, one adjustable shelf in center section, cornice top, two wire mgmt access grommets in center back panel, 23 1/2" clearance between apron rail & worksurface  
15 1/2" x 69" x 50"H (210 lbs)

**50HC63-W** \$4770  
Hutch, hinged wooden doors (non-locking), three storage areas, three adjustable shelves in outer sections, one adjustable shelf in center section, cornice top, two wire mgmt access grommets in center back panel, 23 1/2" clearance between apron rail & worksurface  
15 1/2" x 63" x 50"H (180 lbs)

**50HC57-W** \$4302  
Hutch, hinged wooden doors (non-locking), three storage areas, three adjustable shelves in outer sections, one adjustable shelf in center section, cornice top, two wire mgmt access grommets in center back panel, 23 1/2" clearance between apron rail & worksurface  
15 1/2" x 57" x 50"H (165 lbs)

## Accessories



**TB43** \$293  
Fabric tackboard, (COM, Grade A, Grade B) 3/4" x 43" x 15 1/2"H (14 lbs)

**TB31** \$210  
Fabric tackboard, (COM, Grade A, Grade B) 3/4" x 31" x 15 1/2"H (12 lbs)

**TB25** \$171  
Fabric tackboard, (COM, Grade A, Grade B) 3/4" x 25" x 15 1/2"H (10 lbs)

**TB19** \$134  
Fabric tackboard, (COM, Grade A, Grade B) 3/4" x 19" x 15 1/2"H (8 lbs)



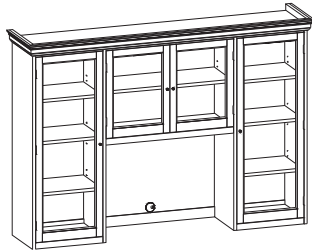
**TL48** \$231  
Task light (UL approved), 6" x 48" x 1 1/2"H (15 lbs)

**TL24** \$199  
Task light (UL approved), 6" x 24" x 1 1/2"H (10 lbs)

# HERITAGE II SERIES

List Price

## Hutches



### 50HC81-G

\$5439

Hutch, hinged glass doors (non-locking), three storage areas, three adjustable shelves in outer sections, one adjustable shelf in center section, cornice top, two wire mgmt access grommets in center back panel, 23 1/2" clearance between apron rail & worksurface  
15 1/2" x 81" x 50"H (280 lbs)

### 50HC69-G

\$4958

Hutch, hinged glass doors (non-locking), three storage areas, three adjustable shelves in outer sections, one adjustable shelf in center section, cornice top, two wire mgmt access grommets in center back panel, 23 1/2" clearance between apron rail & worksurface  
15 1/2" x 69" x 50"H (210 lbs)

### 50HC63-G

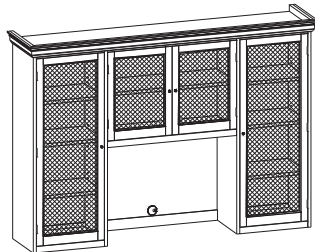
\$4547

Hutch, hinged glass doors (non-locking), three storage areas, three adjustable shelves in outer sections, one adjustable shelf in center section, cornice top, two wire mgmt access grommets in center back panel, 23 1/2" clearance between apron rail & worksurface  
15 1/2" x 63" x 50"H (180 lbs)

### 50HC57-G

\$4307

Hutch, hinged glass doors (non-locking), three storage areas, three adjustable shelves in outer sections, one adjustable shelf in center section, cornice top, two wire mgmt access grommets in center back panel, 23 1/2" clearance between apron rail & worksurface  
15 1/2" x 57" x 50"H (165 lbs)



### 50HC81-M

\$6140

Hutch, hinged woven mesh doors (non-locking), three storage areas, three adjustable shelves in outer sections, one adjustable shelf in center section, cornice top, two wire mgmt access grommets in center back panel, 23 1/2" clearance between apron rail & worksurface  
15 1/2" x 81" x 50"H (280 lbs)

### 50HC69-M

\$5884

Hutch, hinged woven mesh doors (non-locking), three storage areas, three adjustable shelves in outer sections, one adjustable shelf in center section, cornice top, two wire mgmt access grommets in center back panel, 23 1/2" clearance between apron rail & worksurface  
15 1/2" x 69" x 50"H (210 lbs)

### 50HC63-M

\$5521

Hutch, hinged woven mesh doors (non-locking), three storage areas, three adjustable shelves in outer sections, one adjustable shelf in center section, cornice top, two wire mgmt access grommets in center back panel, 23 1/2" clearance between apron rail & worksurface  
15 1/2" x 63" x 50"H (180 lbs)

### 50HC57-M

\$5165

Hutch, hinged woven mesh doors (non-locking), three storage areas, three adjustable shelves in outer sections, one adjustable shelf in center section, cornice top, two wire mgmt access grommets in center back panel, 23 1/2" clearance between apron rail & worksurface  
15 1/2" x 57" x 50"H (165 lbs)

## Accessories



### TB43

\$293

Fabric tackboard, (COM, Grade A, Grade B) 3/4" x 43" x 15 1/2"H (14 lbs)

### TB31

\$210

Fabric tackboard, (COM, Grade A, Grade B) 3/4" x 31" x 15 1/2"H (12 lbs)

### TB25

\$171

Fabric tackboard, (COM, Grade A, Grade B) 3/4" x 25" x 15 1/2"H (10 lbs)

### TB19

\$134

Fabric tackboard, (COM, Grade A, Grade B) 3/4" x 19" x 15 1/2"H (8 lbs)



### TL48

\$231

Task light (UL approved), 6" x 48" x 1 1/2"H (15 lbs)

### TL24

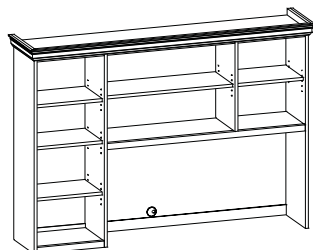
\$199

Task light (UL approved), 6" x 24" x 1 1/2"H (10 lbs)

# HERITAGE II SERIES

List Price

## Hutches



**50HR81-O (right)** \$3856

**50HL81-O (left - shown)**

Open hutch, three storage areas, three adjustable shelves in outer riser section, one adjustable shelf in each upper overhead section, cornice top, two wire mgmt access grommets in center back panel  
23 1/2" clearance between apron rail & worksurface  
15 1/2" x 81" x 50"H (lbs)

**50HR69-O (right)** \$3227

**50HL69-O (left - shown)**

Open hutch, three storage areas, three adjustable shelves in outer riser section, one adjustable shelf in each upper overhead section, cornice top, two wire mgmt access grommets in center back panel  
23 1/2" clearance between apron rail & worksurface  
15 1/2" x 69" x 50"H (lbs)

**50HR63-O (right)** \$2998

**50HL63-O (left - shown)**

Open hutch, three storage areas, three adjustable shelves in outer riser section, one adjustable shelf in each upper overhead section, cornice top, two wire mgmt access grommets in center back panel  
23 1/2" clearance between apron rail & worksurface  
15 1/2" x 63" x 50"H (lbs)

**50HR57-O (right)** \$2641

**50HL57-O (left - shown)**

Open hutch, three storage areas, three adjustable shelves in outer riser section, one adjustable shelf in each upper overhead section, cornice top, two wire mgmt access grommets in center back panel  
23 1/2" clearance between apron rail & worksurface  
15 1/2" x 57" x 50"H (lbs)

**50HR81-W (right)** \$5315

**50HL81-W (left - shown)**

Hutch, hinged wooden doors (non-locking), three storage areas, three adjustable shelves in outer riser section, one adjustable shelf in each upper overhead section, cornice top, two wire mgmt access grommets in center back panel, 23 1/2" clearance between apron rail & worksurface  
15 1/2" x 81" x 50"H (lbs)

**50HR69-W (right)** \$4547

**50HL69-W (left - shown)**

Hutch, hinged wooden doors (non-locking), three storage areas, three adjustable shelves in outer riser section, one adjustable shelf in each upper overhead section, cornice top, two wire mgmt access grommets in center back panel, 23 1/2" clearance between apron rail & worksurface  
15 1/2" x 69" x 50"H (lbs)

**50HR63-W (right)** \$4079

**50HL63-W (left - shown)**

Hutch, hinged wooden doors (non-locking), three storage areas, three adjustable shelves in outer riser section, one adjustable shelf in each upper overhead section, cornice top, two wire mgmt access grommets in center back panel, 23 1/2" clearance between apron rail & worksurface  
15 1/2" x 63" x 50"H (lbs)

**50HR57-W (right)** \$3801

**50HL57-W (left - shown)**

Hutch, hinged wooden doors (non-locking), three storage areas, three adjustable shelves in outer riser section, one adjustable shelf in each upper overhead section, cornice top, two wire mgmt access grommets in center back panel, 23 1/2" clearance between apron rail & worksurface  
15 1/2" x 57" x 50"H (lbs)

## Accessories



**TB59** \$414

Fabric tackboard, (COM, Grade A, Grade B) 3/4" x 59" x 15 1/2"H (14 lbs)

**TB47** \$363

Fabric tackboard, (COM, Grade A, Grade B) 3/4" x 47" x 15 1/2"H (16 lbs)

**TB41** \$292

Fabric tackboard, (COM, Grade A, Grade B) 3/4" x 41" x 15 1/2"H (11 lbs)

**TB36** \$250

Fabric tackboard, (COM, Grade A, Grade B) 3/4" x 36" x 15 1/2"H (10 lbs)



**TL48** \$231

Task light (UL approved), 6" x 48" x 1 1/2"H (15 lbs)

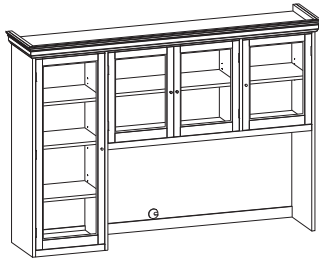
**TL24** \$199

Task light (UL approved), 6" x 24" x 1 1/2"H (10 lbs)

# HERITAGE II SERIES

List Price

## Hutches



### 50HR81-G (right)

\$4725

### 50HL81-G (left - shown)

Hutch, hinged glass doors (non-locking), three storage areas, three adjustable shelves in outer riser section, one adjustable shelf in each upper overhead section, cornice top, two wire mgmt access grommets in center back panel, 23 1/2" clearance between apron rail & worksurface  
15 1/2" x 81" x 50"H (lbs)

### 50HR69-G (right)

\$4224

### 50HL69-G (left - shown)

Hutch, hinged glass doors (non-locking), three storage areas, three adjustable shelves in outer riser section, one adjustable shelf in each upper overhead section, cornice top, two wire mgmt access grommets in center back panel, 23 1/2" clearance between apron rail & worksurface  
15 1/2" x 69" x 50"H (lbs)

### 50HR63-G (right)

\$3956

### 50HL63-G (left - shown)

Hutch, hinged glass doors (non-locking), three storage areas, three adjustable shelves in outer riser section, one adjustable shelf in each upper overhead section, cornice top, two wire mgmt access grommets in center back panel, 23 1/2" clearance between apron rail & worksurface  
15 1/2" x 63" x 50"H (lbs)

### 50HR57-G (right)

\$3489

### 50HL57-G (left - shown)

Hutch, hinged glass doors (non-locking), three storage areas, three adjustable shelves in outer riser section, one adjustable shelf in each upper overhead section, cornice top, two wire mgmt access grommets in center back panel, 23 1/2" clearance between apron rail & worksurface  
15 1/2" x 57" x 50"H (lbs)

### 50HR81-M (right)

\$5895

### 50HL81-M (left - shown)

Hutch, hinged woven wire mesh doors (non-locking), three storage areas, three adjustable shelves in outer riser section, one adjustable shelf in each upper overhead section, cornice top, two wire mgmt access grommets in center back panel, 23 1/2" clearance between apron rail & worksurface  
15 1/2" x 81" x 50"H (lbs)

### 50HR69-M (right)

\$5193

### 50HL69-M (left - shown)

Hutch, hinged woven wire mesh doors (non-locking), three storage areas, three adjustable shelves in outer riser section, one adjustable shelf in each upper overhead section, cornice top, two wire mgmt access grommets in center back panel, 23 1/2" clearance between apron rail & worksurface  
15 1/2" x 69" x 50"H (lbs)

### 50HR63-M (right)

\$4780

### 50HL63-M (left - shown)

Hutch, hinged woven wire mesh doors (non-locking), three storage areas, three adjustable shelves in outer riser section, one adjustable shelf in each upper overhead section, cornice top, two wire mgmt access grommets in center back panel, 23 1/2" clearance between apron rail & worksurface  
15 1/2" x 63" x 50"H (lbs)

### 50HR57-M (right)

\$4390

### 50HL57-M (left - shown)

Hutch, hinged woven wire mesh doors (non-locking), three storage areas, three adjustable shelves in outer riser section, one adjustable shelf in each upper overhead section, cornice top, two wire mgmt access grommets in center back panel, 23 1/2" clearance between apron rail & worksurface  
15 1/2" x 57" x 50"H (lbs)

## Accessories



### TB59

\$414

Fabric tackboard, (COM, Grade A, Grade B) 3/4" x 59" x 15 1/2"H (14 lbs)

### TB47

\$363

Fabric tackboard, (COM, Grade A, Grade B) 3/4" x 47" x 15 1/2"H (16 lbs)

### TB41

\$292

Fabric tackboard, (COM, Grade A, Grade B) 3/4" x 41" x 15 1/2"H (11 lbs)

### TB36

\$250

Fabric tackboard, (COM, Grade A, Grade B) 3/4" x 36" x 15 1/2"H (10 lbs)

### TL48

\$231

Task light (UL approved), 6" x 48" x 1 1/2"H (15 lbs)

### TL24

\$199

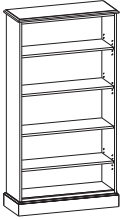
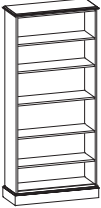




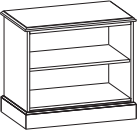




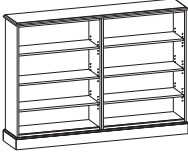
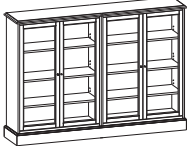
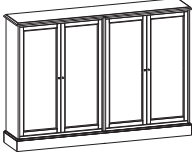

Task light (UL approved), 6" x 24" x 1 1/2"H (10 lbs)



# HERITAGE II SERIES

List Price

## Bookcases

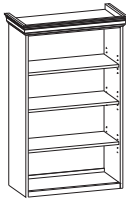
		<b>50BCO-84_ _</b> Open bookcase with four adjustable and two fixed shelves (bottom & middle) 15 1/2" x 38" x 84"H (225 lbs) <b>**unit must be permanently attached to wall</b>	<b>\$2590</b>
		<b>50BCO-72_ _</b> Open bookcase with three adjustable and two fixed shelves (bottom & middle) 15 1/2" x 38" x 72"H (196 lbs)	<b>\$2555</b> 
		<b>50BCO-52_ _</b> Open bookcase with three adjustable and one fixed shelf (bottom) 15 1/2" x 38" x 52"H (140 lbs)	<b>\$1636</b> 
		<b>50BCO-30_ _</b> Open bookcase with one adjustable and one fixed shelf (bottom) 21" x 30 1/2" x 30"H (85 lbs)	<b>\$1099</b>
		<b>50BC-G_ _</b> Bookcase with glass doors (non-locking), three adjustable shelves and one fixed shelf (bottom) 15 1/2" x 38" x 52"H (150 lbs)	<b>\$2280</b>
		<b>50BC-W_ _</b> Bookcase with wood doors (non-locking), three adjustable shelves and one fixed shelf (bottom) 15 1/2" x 38" x 52"H (150 lbs)	<b>\$2427</b>
		<b>50BC-M_ _</b> Bookcase with woven wire mesh grille doors (non-locking), three adjustable shelves and one fixed shelf (bottom) 15 1/2" x 38" x 52"H (150 lbs)	<b>\$2909</b>
		<b>50BC2-O_ _</b> Double unit open bookcase with three adjustable shelves and one fixed shelf (bottom), in each section 15 1/2" x 60" x 52"H (230 lbs)	<b>\$3545</b>
		<b>50BC2-G_ _</b> Double unit bookcase with glass doors, three adjustable shelves and one fixed shelf (bottom), in each section 15 1/2" x 60" x 52"H (250 lbs)	<b>\$4321</b>
		<b>50BC2-W_ _</b> Double unit bookcase with wood doors, three adjustable shelves and one fixed shelf (bottom), in each section 15 1/2" x 60" x 52"H (250 lbs)	<b>\$4697</b>
		<b>50BC2-M_ _</b> Double unit bookcase with woven wire mesh grille doors, three adjustable shelves and one fixed shelf (bottom), in each section 15 1/2" x 60" x 52"H (250 lbs)	<b>\$4881</b>



# HERITAGE II SERIES

List Price

## Hutches



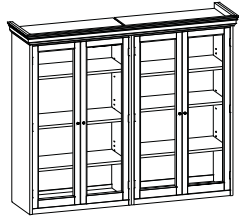
<b>50OSU1-32-O</b>	<b>Open (shown)</b>	<b>\$1593</b>
<b>50OSU1-32-G</b>	<b>Glass doors (non-locking)</b>	<b>\$2219</b>
<b>50OSU1-32-W</b>	<b>Wood doors (non-locking)</b>	<b>\$2385</b>
<b>50OSU1-32-M</b>	<b>Woven wire mesh grille doors (non-locking)</b>	<b>\$2654</b>

Single unit hutch with three adjustable shelves per section, cornice top

\*\*properly fits on 32" wide lower unit

15 1/2" x 31 1/2" x 50"H (110 lbs)

Optional locking doors (LK) - add \$60 list per set of doors



<b>50OSU2-60-O</b>	<b>Open</b>	<b>\$3354</b>
<b>50OSU2-60-G</b>	<b>Glass doors (non-locking) (shown)</b>	<b>\$4318</b>
<b>50OSU2-60-W</b>	<b>Wood doors (non-locking)</b>	<b>\$4669</b>
<b>50OSU2-60-M</b>	<b>Woven wire mesh grille doors (non-locking)</b>	<b>\$5104</b>

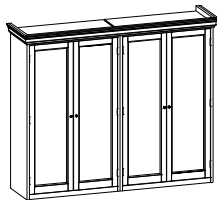
Double unit hutch with three adjustable shelves per section, cornice top

\*\*properly fits on 60" wide lower unit

\*\*ships in three (3) pieces

15 1/2" x 59 1/2" x 50"H (220 lbs)

Optional locking doors (LK) - add \$60 list per set of doors



<b>50OSU2-66-O</b>	<b>Open</b>	<b>\$3700</b>
<b>50OSU2-66-G</b>	<b>Glass doors (non-locking)</b>	<b>\$4659</b>
<b>50OSU2-66-W</b>	<b>Wood doors (non-locking) (shown)</b>	<b>\$4931</b>
<b>50OSU2-66-M</b>	<b>Woven wire mesh grille doors (non-locking)</b>	<b>\$5361</b>


Double unit hutch with three adjustable shelves per section, cornice top

\*\*properly fits on 66" wide lower unit

\*\*ships in three (3) pieces

15 1/2" x 65 1/2" x 50"H (250 lbs)

Optional locking doors (LK) - add \$60 list per set of doors



<b>50OSU2-72-O</b>	<b>Open</b>	<b>\$4101</b>
<b>50OSU2-72-G</b>	<b>Glass doors (non-locking)</b>	<b>\$5059</b>
<b>50OSU2-72-W</b>	<b>Wood doors (non-locking)</b>	<b>\$5315</b>
<b>50OSU2-72-M</b>	<b>Woven wire mesh grille doors (non-locking) (shown)</b>	<b>\$5772</b>

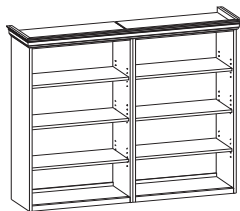
Double unit hutch with three adjustable shelves per section, cornice top

\*\*properly fits on 72" wide lower unit

\*\*ships in three (3) pieces

15 1/2" x 71 1/2" x 50"H (275 lbs)

Optional locking doors (LK) - add \$60 list per set of doors



<b>50OSU2-84-O</b>	<b>Open (shown)</b>	<b>\$4475</b>
<b>50OSU2-84-G</b>	<b>Glass doors (non-locking)</b>	<b>\$5439</b>
<b>50OSU2-84-W</b>	<b>Wood doors (non-locking)</b>	<b>\$5728</b>
<b>50OSU2-84-M</b>	<b>Woven wire mesh grille doors (non-locking)</b>	<b>\$6134</b>

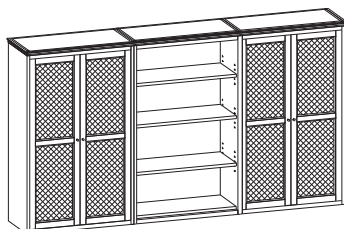
Double unit hutch with three adjustable shelves per section, cornice top

\*\*properly fits on 84" wide lower unit

\*\*ships in three (3) pieces

15 1/2" x 83 1/2" x 50"H (300 lbs)

Optional locking doors (LK) - add \$60 list per set of doors



<b>50OSU3-90-O</b>	<b>Open</b>	<b>\$4859</b>
<b>50OSU3-90-G</b>	<b>Glass doors (non-locking)</b>	<b>\$6692</b>
<b>50OSU3-90-GOG</b>	<b>Glass doors/Open/Glass doors (non-locking)</b>	<b>\$6106</b>
<b>50OSU3-90-W</b>	<b>Wood doors (non-locking)</b>	<b>\$7149</b>
<b>50OSU3-90-WOW</b>	<b>Wood/Open/Wood doors (non-locking)</b>	<b>\$6211</b>
<b>50OSU3-90-M</b>	<b>Woven wire mesh grille doors (non-locking)</b>	<b>\$7376</b>
<b>50OSU3-90-MOM</b>	<b>Wire mesh/Open/Wire mesh (non-locking) (shown)</b>	<b>\$6886</b>

Triple unit hutch with three adjustable shelves per section, cornice top

\*\*properly fits on 90" wide lower unit

\*\*ships in four (4) pieces

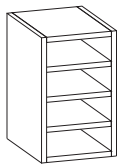
15 1/2" x 89 1/2" x 50"H (350 lbs)

Optional locking doors (LK) - add \$60 list per set of doors


# HERITAGE II SERIES

List Price

Accessories



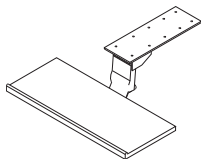
**50PSA** \$631  
Portable work organizer, with three paper trays  
15" x 12" x 17"H (20 lbs)



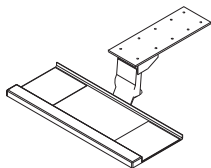
**50WB** \$578  
Wastebasket, wooden  
12" x 12" x 16"H (14 lbs)



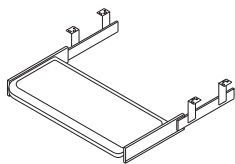
**50C** \$584  
Costumer, turned post, solid wood  
66"H (15 lbs)



**AKPW** \$507  
Articulating keyboard - leverless, 5" height adjustment, 25 degree tilt - 360 degree swivel, wooden keyboard tray - specify finish  
11 1/4" x 21 1/2" x 2 3/4"H (25 lbs)



**AKP** \$362  
Articulating keyboard - leverless, with non- handed mouse pad, 5" height adjustment, 25 degree tilt - 360 degree swivel, black molded keyboard tray  
11" x 25" x 2 3/4"H (21 lbs)



**KD** \$165  
Pull-out keyboard - leverless, black molded keyboard tray  
10 5/8" x 21 1/2" x 3 5/8"H (8 lbs)



**LH** \$90  
Wire mgmt channel, 22" length - set of four, double sided velcro attachment