

# GEORGIAN SERIES



Rich traditional design, meticulously hand-crafted. The Georgian Series features solid cherry, oak or walnut rims and moulding with bookmatched veneers accented by antiqued brass drawer pulls. Catalyzed varnish finish, mortise and tenon – groove and tenon construction, full extension file drawers with dovetail construction, center drawers with central locking in all desks are standard on this series. All items are available in a choice of 15 cherry, mahogany, oak and walnut finishes.

# GEORGIAN SERIES

---

## Finishes Available

### Walnut

Natural Walnut



Richleigh Walnut



Royal Walnut



Empire Walnut



Old World Mahogany



Crescent Cherry on Walnut



Espresso



### Cherry

Natural Cherry



Amber Cherry



Cinnamon Cherry



Collector's Cherry



Mocha Cherry



Mahogany on Cherry



### Oak

Landmark Oak



Harbor Oak



\*\*The finishes shown on this page have been reproduced as accurately as possible, however, due to the printing process some finishes may vary slightly from the actual finish samples originally photographed. In addition, due to the nature of wood, it is possible that some slight variations in color and grain character may occur naturally (which is the beauty of a natural product). Wood finish chips are available for each of the above finishes if requested (please call customer service).

# GEORGIAN SERIES



## Options Available

HPL	Matching high pressure laminate substituted for wood top - Contact customer service for matching finish selections	\$ N/C
BW	Burl walnut top	\$ 2253
MBC	Madrone burl top (cherry species only)	\$ 2223
LTH	Leather inlay (desk tops only) – black, brown, forest green, burgundy	\$ 2389
FEP	Franklin top edge profile (replaces standard Georgian profile)	\$ N/C
GS	Georgian scroll base (replaces standard box base)	\$ N/C
BB	Brushed brass pulls (replace standard antique brass pulls)	\$ 24 per pull
FF	Change PBF pedestal to F/F (no writing slide above pedestal)	\$ N/C
CPU	Change PBF or FF pedestal to CPU pedestal - inside dimensions: 14 3/16"Wx17 13/16"Dx22 3/8"H - hinged door (non-locking), two ventilation slots in back panel and inside end panel grommet	\$ 119
PNT	Change lateral file or file center pedestal to printer pedestal - inside dimensions: 27 1/2"Wx17 13/16"Dx22 3/8"H - slide out printer shelf, wall access cut-out in back modesty and inside end panel grommet	\$ 119
LK	Locking of individual doors, drawers or pedestals (where not standard)	\$ 60
FS	Freestanding unit - change from connecting unit (notched) to freestanding unit	\$ 95
GR	Wire mgmt grommet (note location)	\$ 66
WA	Wall access cut-out (modesty panels on bridges, credenzas, desks and returns)	\$ N/C
AHM	Electronic height adjustable mechanism added to worksurface, lifting column, control box, control pendant, with memory settings, motor cable, main power cable, anti-collision dongle. Lower metal lifts and anti-tip brackets. Adjusts from 30" - 44"H	Contact Customer Service

# GEORGIAN SERIES

## Warranty and Certification

All products listed are warranted against defects of material and workmanship under normal use and service for a minimum of 10 years from the date of installation (see full warranty information). All products listed are Level 2 BIFMA certified.

## Veneer

Veneer on all exposed surfaces is #1 plain sliced American Black Walnut, Cherry or Oak. Outside surface veneers are book matched to provide proper grain consistency and uniform grain appearance. Drawer fronts are vertical grain walnut, cherry or oak veneers and matched in selected sets to ensure proper veneer balance and uniform grain appearance.

## Wood Veneer Tops

1" thick tops utilizing 3-ply construction with solid walnut, cherry or oak lumber rims, shaped with two traditional style edge details. Top cores are high density particle board. Rims on all four sides are precisely mitered on all four corners. Walnut, cherry or oak veneer tops are standard. Burl, leather inlay and high pressure laminate tops are optional.

## Modesty Panels and End Panels

Panels are 3/4" thick, 3-ply construction with book matched veneers to provide proper grain consistency and uniform grain appearance. All veneers are vertical grain walnut, cherry or oak veneers matched to ensure proper veneer balance. Decorative panel moulding is crafted from solid walnut, cherry or oak with mitered corners and hand fitted to each panel. Units may be specified with or without decorative panel moulding. Full modesty panels are standard for desk, bridge, and kneespace credenzas with optional half modesty options available.

## Drawers

Drawer sides and backs are wood, 7/16" thick. Drawer fronts are 3-ply hardwood construction, 3/4" thick with book matched veneers to provide proper grain consistency and uniform grain appearance. All drawers utilize five sided drawer construction. Drawers are assembled with dovetail construction in all four corners. Drawer bottoms are 7/32" 3-ply hardwood dado construction.

## Doors

Doors are 3/4" thick 3-ply construction with vertical grain walnut, cherry or oak veneers and matched in selected sets to ensure proper veneer balance and uniform grain appearance. European style hidden hinges are used on doors where applicable. Tempered glass conforming to ASTM C 1048 is used in all glass doors.

## Shelves

Shelves are 3-ply construction with a 1/4" walnut, cherry or oak rim on the front edge. All shelves are full depth of the interior compartment unless specified otherwise. Faces are book matched walnut, cherry or oak veneer. Hutch shelves are walnut, cherry or oak faced on both sides. A minimum of one adjustable or fixed shelf is provided with each cabinet storage unit (see individual unit for details). Adjustable shelves are provided with metal adjustable shelf hardware supports.

## Bases

Bases are solid hardwood mitered at all four corners. Units may be specified with conventional or Georgian scroll bases. Height adjustable leveling glides are mounted in each corner with a threaded metal insert capped with a nylon glide that is height adjustable to approx. 1 1/2" to ensure proper leveling of the unit to varying floor conditions.

## Hardware

Drawer Suspensions – File, box, pencil and center drawers utilize steel "A" grade heavy duty metal slides for smooth operation. All pedestal drawers have 100 % full extension slides. All suspension systems feature positive and cushioned in/out stops. All box, center, and tray drawers are removable without tools and the suspensions are designed to prevent accidental removal.

Locks – Desk center drawer locks all drawers. Credenzas use pedestal locking. Lateral files are keyed as standard and feature central locking with anti-tip drawer interlock systems. Individual pieces are shipped random keyed. Units may be keyed alike upon special request. A minimum of fifty key changes (numbers) are available. Core lock changes are available (contact customer service).

Drawer Pulls – Traditional style, bail type drawer pulls in antique brass finish are standard.

Hinges – European style hidden hinges on hinged doors where applicable.

Wire Management – Black wire management grommets are standard on all returns and bridge work surfaces located in back center of the tops. Black wire management access grommets are standard on all credenzas, hutches, overhead storage units and computer tables located in back panel. Optional additional black wire management grommets, wall access cut-outs, wiring harness and wiring channels along with integrated cable management to conceal power and data cords are also available. Optional data ports accessible at work surface height (see accessories).

## Chassis Construction

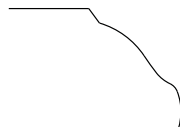
Construction technique is mortise and tenon, groove and tenon, heavily glue blocked with hardwood cleats for maximum strength.

## Filing

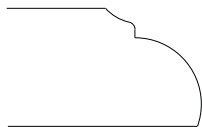
File drawers use an easily adjustable filing rail system which can be positioned to accommodate front to back or side to side letter or legal filing.

## Finish

All exposed surfaces are finished with a UV inhibitor catalyzed varnish finish to ensure maximum durability, chemical resistance, color retention and clarity. All exterior surfaces are finished in the following multi-step sequence: sap stain, NGR stain, wash coat, wash coat sand, filler spray, filler wipe, sealer spray, sealer sand, varnish spray, varnish sand, varnish spray. Moisture content for all wooden parts is between 5 - 9% prior to sealing. Drawer interiors and exteriors are UV prefinished with sealer, sealer sand, and varnished. Custom finish matches are available, contact customer service for request.

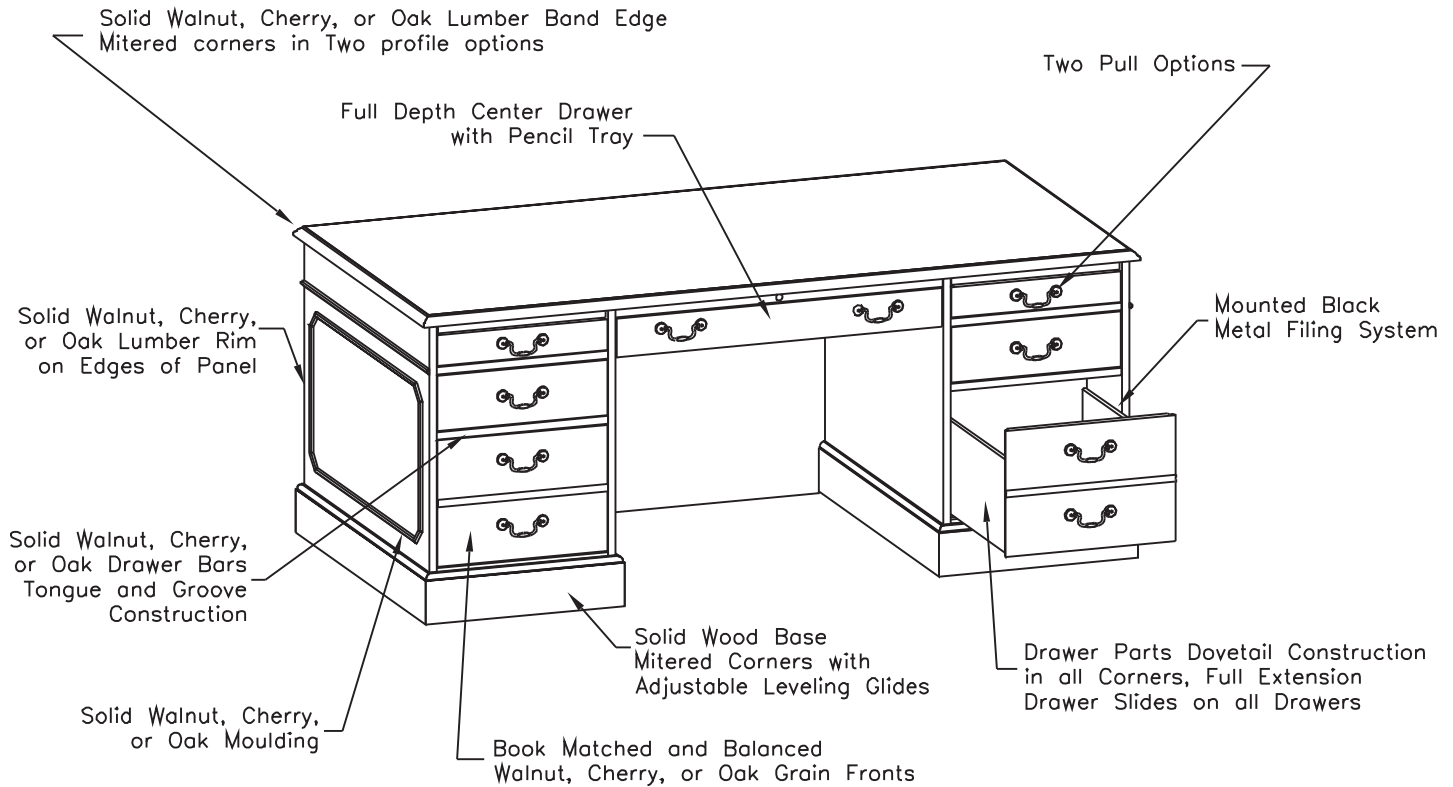


Georgian Profile - GEP



Franklin Profile - FEP

# GEORGIAN SERIES



Available in Walnut, Cherry, or Oak  
Standard Central Locking  
All units have  $\frac{1}{8}$ " thick hardboard security/dust bottoms  
Desk has standard Arm slides and Approach Dictation Slide  
All surfaces are Catalyzed Varnish finish

## Ordering Information

Use the following steps to correctly place your order:

1) Determine the correct model number for the item you are selecting - example:

**55FC84 = Double pedestal desk, 42" x 84" x 30"H**

2) Determine the proper finish selection for the item - example:

**55FC84-OW = Double pedestal desk, 42" x 84" x 30"H, in Old World Mahogany**

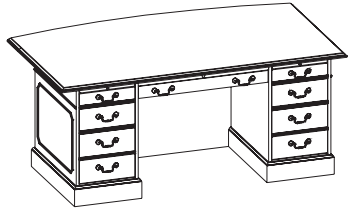
3) Determine any additional options you may wish for the item - example:

**55FC84-FFL-OW = Double pedestal desk, 42" x 84" x 30"H, in Old World Mahogany  
with optional file/file pedestal left**

# GEORGIAN SERIES

List Price

## Double Pedestal Desks



**55FK84** \_ \_

\$6175

Double pedestal desk with arc conference top, two pencil/box/file pedestals, center drawer, central locking, left and right hand writing slides.  
6 3/4" approach and side overhang  
32" W Kneespace  
42" x 84" x 30"H (435 lbs)

**55FK72** \_ \_

\$5267

Double pedestal desk with arc conference top, two pencil/box/file pedestals, center drawer, central locking, left and right hand writing slides.  
6 3/4" approach overhang  
32" W Kneespace  
42" x 72" x 30"H (405 lbs)

**55FK7236** \_ \_

\$5271

Double pedestal desk with arc conference top, two pencil/box/file pedestals, center drawer, central locking, left and right hand writing slides.  
6 3/4" approach overhang  
32" W Kneespace  
36" x 72" x 30"H (395 lbs)



**55FC84** \_ \_

\$6120

Double pedestal desk with conference top, two pencil/box/file pedestals, center drawer, central locking, left and right hand writing slides.  
6 3/4" approach and side overhang  
32" W Kneespace  
42" x 84" x 30"H (425 lbs)

**55FC72** \_ \_

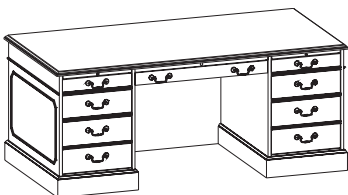
\$5577

Double pedestal desk with conference top, two pencil/box/file pedestals, center drawer, central locking, left and right hand writing slides.  
6 3/4" approach and side overhang  
32" W Kneespace  
36" x 72" x 30"H (345 lbs)

**55FC6636** \_ \_

\$5474

Double pedestal desk with conference top, two pencil/box/file pedestals, center drawer, central locking, left and right hand writing slides.  
6 3/4" approach overhang - left and right side fitted top  
32" W Kneespace  
36" x 66" x 30"H (335 lbs)



**55F72** \_ \_

\$5791

Double pedestal desk with fitted top, two pencil/box/file pedestals, center drawer, central locking, left and right hand writing slides and approach side dictation slide.  
32" W Kneespace  
36" x 72" x 30"H (380 lbs)

**55F6636** \_ \_


\$5738

Double pedestal desk with fitted top, two pencil/box/file pedestals, center drawer, central locking, left and right hand writing slides and approach side dictation slide.  
32" W Kneespace  
36" x 66" x 30"H (335 lbs)

# GEORGIAN SERIES

List Price

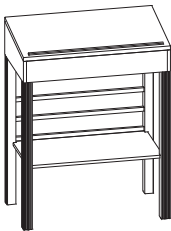
## Double Pedestal Desks



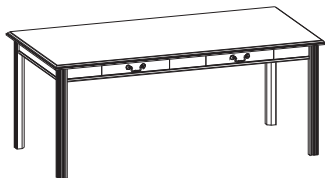
**55F66\_ \_** **\$5426**  
 Double pedestal desk with fitted top, two pencil/box/file pedestals,  
 center drawer, central locking, left and right hand writing slides and approach dictation slide.  
 32" W Kneespace  
 30" x 66" x 30"H (325 lbs)

**55F60\_ \_** **\$5075**  
 Double pedestal desk with fitted top, two pencil/box/file pedestals,  
 center drawer, central locking, left and right hand writing slides and approach dictation slide.  
 26 1/2" W Kneespace  
 30" x 60" x 30"H (305 lbs)

## Table Desks



**55SUD36** **\$3055**  
 Stand-up desk, hinged top with storage, pencil tray, bottom shelf,  
 solid wood reeded legs  
 20" x 36" x 47"H - back / 42"H front (160 lbs)




**55UT7236\_ \_** **\$2737**  
 Table desk with two drawers (non-locking), solid wood reeded legs  
 Chair arm clearance 25"H  
 36" x 72" x 30"H (140 lbs)

**55UT7230\_ \_** **\$2571**  
 Table desk with two drawers (non-locking), solid wood reeded legs  
 Chair arm clearance 25"H  
 30" x 72" x 30"H (130 lbs)

**55UT6030\_ \_** **\$2275**  
 Table desk with two drawers (non-locking), solid wood reeded legs  
 Chair arm clearance 25"H  
 30" x 60" x 30"H (100 lbs)

**55UT4830\_ \_** **\$2173**  
 Table desk with one drawer (non-locking), solid wood reeded legs  
 Chair arm clearance 25"H  
 30" x 48" x 30"H (85 lbs)



**55UT6621\_ \_** **\$1879**  
 Table desk w/o drawers, solid wood reeded legs

**55UT6621WD** **\$2279**  
 Table desk with two non-locking drawers, solid wood reeded legs  
 Chair arm clearance 25"H  
 21" x 66" x 30"H (100 lbs)

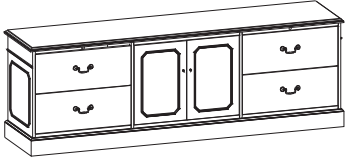
**55UT4821\_ \_** **\$1638**  
 Table desk w/o drawers, solid wood reeded legs

**55UT4821WD** **\$1934**  
 Table desk with one non-locking drawer, solid wood reeded legs  
 Chair arm clearance 25"H  
 21" x 48" x 30"H (70 lbs)

# GEORGIAN SERIES

List Price

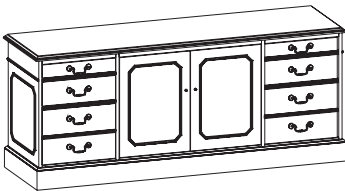
## Credenzas



**55DC90-4\_ \_** \$5543  
 Credenza with hinged door storage, two lateral file pedestals (locking), hinged door storage area (non-locking) with one adjustable shelf, wire mgmt grommet in back panel  
 21" x 90" x 30"H (380 lbs)  
 Optional locking doors (LK) - add \$60 list  
**55DC90-4-24** - 24" x 90" x 30"H \$6038

**55DC84-4\_ \_** \$5310  
 Credenza with hinged door storage, two lateral file pedestals (locking), hinged door storage area (non-locking) with one adjustable shelf, wire mgmt grommet in back panel  
 21" x 84" x 30"H (365 lbs)  
 Optional locking doors (LK) - add \$60 list  
**55DC84-4-24** - 24" x 84" x 30"H \$5769


**55DC72-4\_ \_** \$4920  
 Credenza with hinged door storage, two pencil/box/file pedestals (locking), hinged door storage area (non-locking) with one adjustable shelf, wire mgmt grommet in back panel  
 21" x 72" x 30"H (350 lbs)  
 Optional locking doors (LK) - add \$60 list  
**55DC72-4-24** - 24" x 72" x 30"H \$5344



**55DC66-4\_ \_** \$4675  
 Credenza with hinged door storage, two pencil/box/file pedestals (locking), hinged door storage area (non-locking) with one adjustable shelf, wire mgmt grommet in back panel  
 21" x 66" x 30"H (330 lbs)  
 Optional locking doors (LK) - add \$60 list  
**55DC66-4-24** - 24" x 66" x 30"H \$5064

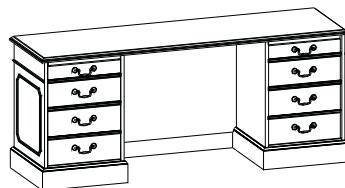
**55DC60-4\_ \_** \$4424  
 Credenza with hinged door storage, two pencil/box/file pedestals (locking), hinged door storage area (non-locking) with one adjustable shelf, wire mgmt grommet in back panel  
 21" x 60" x 30"H (310 lbs)  
 Optional locking doors (LK) - add \$60 list  
**55DC60-4-24** - 24" x 60" x 30"H \$4777

**55DC90-3\_ \_** \$4836  
 Credenza with kneespace, two lateral file pedestals (locking), wire mgmt grommet in back panel  
 30 1/2" W kneespace  
 21" x 90" x 30"H (325 lbs)  
**55DC90-3-24** - 24" x 90" x 30"H \$5332



**55DC84-3\_ \_** \$4758  
 Credenza with kneespace, two lateral file pedestals (locking), wire mgmt grommet in back panel  
 24 1/2" W kneespace  
 21" x 84" x 30"H (310 lbs)  
**55DC84-3-24** - 24" x 84" x 30"H \$5218

**55DC72-3\_ \_** \$4481  
 Credenza with kneespace, two pencil/box/file pedestals (locking), wire mgmt grommet in back panel  
 32" W kneespace  
 21" x 72" x 30"H (260 lbs)  
**55DC72-3-24** - 24" x 72" x 30"H \$4905



**55DC66-3\_ \_** \$4285  
 Credenza with kneespace, two pencil/box/file pedestals (locking), wire mgmt grommet in back panel  
 32" W kneespace  
 21" x 66" x 30"H (240 lbs)  
**55DC66-3-24** - 24" x 66" x 30"H \$4674

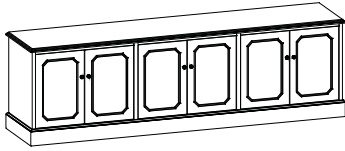
**55DC60-3\_ \_** \$4095  
 Credenza with kneespace, two pencil/box/file pedestals (locking), wire mgmt grommet in back panel.  
 26" W kneespace  
 21" x 60" x 30"H (210 lbs)  
**55DC60-3-24** - 24" x 60" x 30"H \$4449



# GEORGIAN SERIES

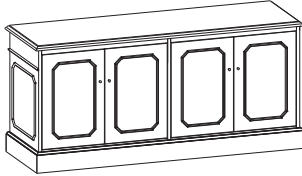
List Price

## Credenzas



**55SC-90\_ \_** \$5973  
 Six door hinged door cabinet (non-locking), one adjustable shelf per section  
 21" x 90" x 30"H (380 lbs)  
 Optional locking doors (LK3) - add \$177 list  
**55SC-90-24** - 24" x 90" x 30"H \$6468

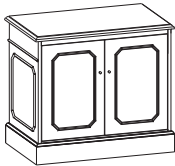
**55SC-84\_ \_** \$5394  
 Six door hinged door cabinet (non-locking), one adjustable shelf per section  
 21" x 84" x 30"H (365 lbs)  
 Optional locking doors (LK3) - add \$177 list  
**55SC-84-24** - 24" x 84" x 30"H \$5853



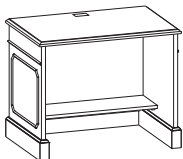
**55SC-72\_ \_** \$3842  
 Four door hinged door cabinet (non-locking), one adjustable shelf per section  
 21" x 72" x 30"H (300 lbs)  
 Optional locking doors (LK2) - add \$119 list  
**55SC-72-24** - 24" x 72" x 30"H \$4267

**55SC-66\_ \_** \$3633  
 Four door hinged door cabinet (non-locking), one adjustable shelf per section  
 21" x 66" x 30"H (260 lbs)  
 Optional locking doors (LK2) - add \$119 list  
**55SC-66-24** - 24" x 66" x 30"H \$4022

**55SC-60\_ \_** \$3348  
 Four door hinged door cabinet (non-locking), one adjustable shelf per section  
 21" x 60" x 30"H (200 lbs)  
 Optional locking doors (LK2) - add \$119 list  
**55SC-60-24** - 24" x 60" x 30"H \$3702

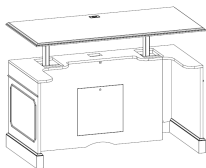


**55SC-31\_ \_** \$2050  
 Two door hinged door cabinet (non-locking), one adjustable shelf per section  
 21" x 30 1/2" x 30"H (125 lbs)  
 Optional locking doors (LK) - add \$60 list  
**55SC-31-24** - 24" x 30 1/2" x 30"H \$2294




**55CRT36\_ \_** \$1785  
 Computer table, 10" deep storage shelf, one wire mgmt grommet in top and back panel  
 24" x 36" x 30"H (115 lbs)  
 Optional with casters (C) - add \$150 list  
 Optional with one additional adjustable 10" deep storage shelf (-ASF) - add \$177 list

**55CRT48\_ \_** \$2012  
 Computer table, 10" deep storage shelf, one wire mgmt grommet in top and back panel  
 24" x 48" x 30"H (135 lbs)  
 Optional with casters (-C) - add \$150 list  
 Optional with one additional adjustable 10" deep storage shelf (-ASF) - add \$207 list



**55CRT60EU\_ \_** \$8876  
 Computer table with height adjustable ergo unit installed, controller with memory settings,  
 one wire management grommet in top and back panel  
 30" x 60" x 30"-48"H (265 lbs)







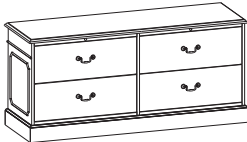






**55DCSPL48FS\_ \_** \$3110  
 Single pedestal credenza (LH), pencil/box/file pedestal (locking), wire mgmt grommet in back panel  
 30" W kneespace  
 21" x 48" x 30"H (146 lbs)  
 Optional CPU Pedestal in place of pencil/box/file pedestal (CPU) - add \$119 list  
**55DCSPL48FS-24** - 24" x 48" x 30"H \$3440

**55DCSPR48FS\_ \_** \$3110  
 Single pedestal credenza (RH), pencil/box/file pedestal (locking), wire mgmt grommet in back panel  
 30" W kneespace  
 21" x 48" x 30"H (146 lbs)  
 Optional CPU Pedestal in place of pencil/box/file pedestal (CPU) - add \$119 list  
**55DCSPR48FS-24** - 24" x 48" x 30"H \$3440

# GEORGIAN SERIES

List Price

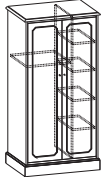
## Storage Units

	<b>55LF4V_ _</b> Four drawer vertical lateral file, legal or letter cross filing, central locking 21" x 34" x 54"H (215 lbs) <b>55LF4V-24</b> - 24" x 34" x 54"H	\$3976  \$4398
	<b>55LF3_ _</b> Three drawer lateral file, legal or letter cross filing, central locking 21" x 34" x 42"H (195 lbs) <b>55LF3-24</b> - 24" x 34" x 42"H	\$3165  \$3501
	<b>55LF2_ _</b> Two drawer lateral file, legal or letter cross filing, central locking 21" x 34" x 30"H (145 lbs) <b>55LF2-24</b> - 24" x 34" x 30"H	\$2563  \$2834
	<b>55FC5BC_ _</b> Open storage/file, left and right file/file pedestal (locking), center - top open storage area, bottom - lateral file (locking), legal or letter filing, wire mgmt grommet in back panel 21" x 72" x 30"H (280 lbs) <b>55FC5BC-24</b> - 24" x 72" x 30"H	\$4449  \$4873
	<b>55LF4-72_ _</b> Double unit lateral file, legal or letter cross filing, central locking 21" x 72" x 30"H (235 lbs) <b>55LF4-72-24</b> - 24" x 72" x 30"H	\$4460  \$4884
	<b>55LF4-66_ _</b> Double unit lateral file, legal or letter cross filing, central locking 21" x 66" x 30"H (215 lbs) <b>55LF4-66-24</b> - 24" x 66" x 30"H	\$4190  \$4579
	<b>55LF4-60_ _</b> Double unit lateral file, legal or letter cross filing, central locking 21" x 60" x 30"H (195 lbs) <b>55LF4-60-24</b> - 24" x 60" x 30"H	\$3933  \$4285
	<b>55FC6_ _</b> Six drawer file (2x3), locking, legal or letter filing 21" x 58 1/2" x 30"H (260 lbs) <b>55FC6-24</b> - 24" x 58 1/2" x 30"H	\$4947  \$5466
	<b>55FC4_ _</b> Four drawer file (2x2), locking, legal or letter filing 21" x 39" x 30"H (175 lbs) <b>55FC4-24</b> - 24" x 39" x 30"H	\$3655  \$4044
	<b>55FC4V_ _</b> Four drawer vertical file (4x1), locking, legal or letter filing 21" x 20 1/4" x 54"H (200 lbs) <b>55FC4V-24</b> - 24" x 20 1/4" x 54"H	\$3585  \$3966
	<b>55FC2_ _</b> Two drawer file (2x1), legal or letter cross filing, central locking 21" x 20 1/4" x 30"H (90 lbs) <b>55FC2-24</b> - 24" x 20 1/4" x 30"H	\$2345  \$2592

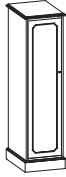
# GEORGIAN SERIES

List Price

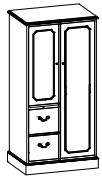
## Storage Units



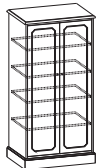
**55WC69\_ \_** \$5520  
 Wardrobe, left side clothing carrier, right side four adjustable shelves, non-locking  
 24" x 34" x 69"H (330 lbs)  
 Optional locking doors (LK) - add \$60 list  
 Optional full wardrobe - full coat rod (FULL) - N/C  
**55WC80** - 80"H with cornice top \$6521



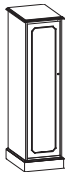
**55WC6918R\_ \_ hinged right** \$4450  
**55WC6918L\_ \_ hinged left (shown)**  
 Single unit wardrobe, top shelf, coat rod, non-locking left or right hinged door  
 24" x 18" x 69"H (155 lbs)  
 Optional locking door (LK) - add \$60 list  
**55WC8018R** - 80"H with cornice top \$5274  
**55WC8018L** - 80"H with cornice top



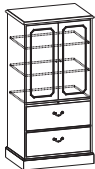
**55WSFFL\_ \_ left hand wardrobe** \$5965  
**55WSFFR\_ \_ right hand wardrobe (shown)**  
 Utility cabinet, wardrobe unit with hinged door (non-locking), top shelf, coat rod, file/file pedestal - bottom (locking), hinged door storage area (non-locking) with two adjustable shelves - top (right hand shown)  
 24" x 34" x 69"H (360 lbs)  
 Optional locking doors (LK2) - add \$119 list  
**55WSFFL-80** - 80"H with cornice top \$6966  
**55WSFFR-80** - 80"H with cornice top



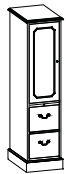
**55SC69\_ \_** \$5413  
 Storage cabinet, hinged doors (non-locking), four adjustable shelves  
 24" x 34" x 69"H (285 lbs)  
 Optional locking doors (LK) - add \$60 list  
**55SC80** - 80"H with cornice top \$6414




**55SC6918R\_ \_ hinged right** \$4468  
**55SC6918L\_ \_ hinged left (shown)**  
 Storage cabinet, non-locking left or right hinged door, four adjustable shelves 24" x 18" x 69"H (155 lbs)  
 Optional locking door (LK) - add \$60 list  
**55SC8018R** - 80"H with cornice top \$5293  
**55SC8018L** - 80"H with cornice top



**55LF/BCW\_ \_** \$5837  
 Storage cabinet / Lateral file, upper hinged door storage (non-locking) with two adjustable shelves, bottom - two lateral file drawers (locking), legal or letter filing  
 24" x 34" x 69"H (310 lbs)  
 Optional locking doors (LK) - add \$60 list  
**55LF/BCW-80** - 80"H with cornice top \$6838



**55SCFF6918L\_ \_ hinged left (shown)** \$4940  
**55SCFF6918R\_ \_ hinged right**  
 Utility cabinet, file/file pedestal - bottom (locking), hinged door storage area (non-locking) with two adjustable shelves - top (left hand hinged door shown)  
 24" x 18" x 69"H (155 lbs)  
 Optional locking door (LK) - add \$60 list  
**55SCFF8018L** - 80"H with cornice top \$5765  
**55SCFF8018R** - 80"H with cornice top



**55LF4VHD\_ \_** \$4919  
 Four drawer lateral file with hinged door, hinged door storage (non-locking) - top, four drawer lateral file - bottom, legal or letter cross filing, central locking  
 24" x 34" x 69"H (235 lbs)  
 Optional locking doors (LK) - add \$60 list

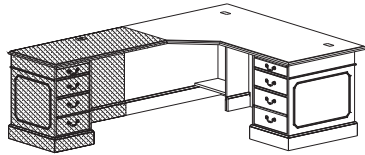


**55PCDH\_ \_** \$1801  
 Telephone cabinet, box drawer, hinged door storage (locking), one adjustable shelf  
 17" x 22" x 30"H (85 lbs)

# GEORGIAN SERIES

List Price

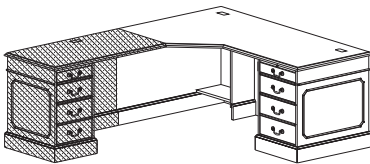
## Computer Desk Workstations - Single Pedestal Desks



**55ECWS8446R\_ \_** **\$4803**  
 Executive single pedestal computer desk (RH) with conference top, pencil/box/file pedestal (locking), right hand writing slide, 46" corner unit, 4" approach overhang, two wire mgmt grommets in top  
 34"- 46" x 84" x 30"H (385 lbs)

**55ECWS7246R\_ \_** **\$4546**  
 Executive single pedestal computer desk (RH) with conference top, pencil/box/file pedestal (locking), right hand writing slide, 46" corner unit, 4" approach overhang, two wire mgmt grommets in top  
 34"- 46" x 72" x 30"H (360 lbs)

**55ECWS6640R\_ \_** **\$4237**  
 Executive single pedestal computer desk (RH) with conference top, pencil/box/file pedestal (locking), right hand writing slide, 40" corner unit, 4" approach overhang, two wire mgmt grommets in top  
 28"- 40" x 66" x 30"H (280 lbs)

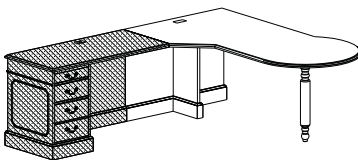


**55ECWS8442R\_ \_** **\$4624**  
 Executive single pedestal computer desk (RH) with fitted top, pencil/box/file pedestal (locking), right hand writing slide, 42" corner unit, two wire mgmt grommets in top  
 30"- 42" x 84" x 30"H (375 lbs)

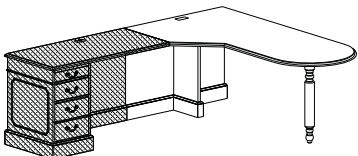
**55ECWS7242R\_ \_** **\$4405**  
 Executive single pedestal computer desk (RH) with fitted top, pencil/box/file pedestal (locking), right hand writing slide, 42" corner unit, two wire mgmt grommets in top  
 30"- 42" x 72" x 30"H (340 lbs)

**55ECWS7236R\_ \_** **\$4353**  
 Executive single pedestal computer desk (RH) with fitted top, pencil/box/file pedestal (locking), right hand writing slide, 36" corner unit, two wire mgmt grommets in top  
 24"- 36" x 72" x 30"H (283 lbs)

**55ECWS6636R\_ \_** **\$4203**  
 Executive single pedestal computer desk (RH) with fitted top, pencil/box/file pedestal (locking), right hand writing slide, 36" corner unit, two wire mgmt grommets in top  
 24"- 36" x 66" x 30"H (260 lbs)



**55ECWSP76R\_ \_** **\$3486**  
 P-Top computer desk (RH), 36" diameter end, with sculptured wood pedestal leg, 42" corner unit, one wire mgmt grommet in top  
 30"-42" x 76" x 30"H (330 lbs)

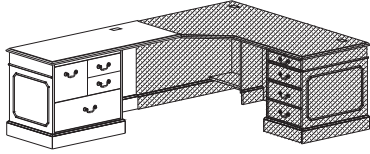


**55ECWSB76R\_ \_** **\$3144**  
 Bullet top computer desk (RH), 30" diameter end, with sculptured wood pedestal leg, 42" corner unit, one wire mgmt grommet in top  
 30"-42" x 76" x 30"H (330 lbs)

# GEORGIAN SERIES

List Price

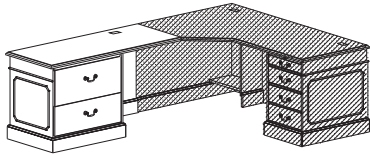
## Computer Desk Workstations - Executive Returns



**55ERL72FCCU\_ \_** **\$3332**  
 Executive height computer return (LH), file center pedestal (locking), two box, one file drawer top, one lateral file drawer bottom, one wire mgmt grommet, 42"W kneespace  
 24" x 72" x 30"H (250 lbs)

**55ERL60FCCU\_ \_** **\$3148**  
 Executive height computer return (LH), file center pedestal (locking), two box, one file drawer top, one lateral file drawer bottom, one wire mgmt grommet, 30"W kneespace  
 24" x 60" x 30"H (195 lbs)

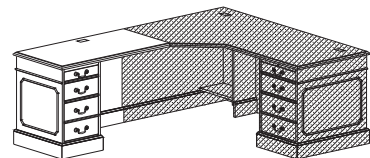
**55ERL54FCCU\_ \_** **\$3012**  
 Executive height computer return (LH), file center pedestal (locking), two box, one file drawer top, one lateral file drawer bottom, one wire mgmt grommet, 24"W kneespace  
 24" x 54" x 30"H (180 lbs)



**55ERL72LFCU\_ \_** **\$3230**  
 Executive height computer return (LH), two lateral file drawers (locking), one wire mgmt grommet, 42"W kneespace  
 24" x 72" x 30"H (250 lbs)

**55ERL60LFCU\_ \_** **\$3039**  
 Executive height computer return (LH), two lateral file drawers (locking), one wire mgmt grommet, 30"W kneespace  
 24" x 60" x 30"H (195 lbs)

**55ERL54LFCU\_ \_** **\$2903**  
 Executive height computer return (LH), two lateral file drawers (locking), one wire mgmt grommet, 24"W kneespace  
 24" x 54" x 30"H (180 lbs)



**55ERL72CU\_ \_** **\$2996**  
 Executive height computer return (LH), pencil/box/file pedestal (locking), 1/2 support panel on connection end, one wire mgmt grommet, 54"W kneespace  
 24" x 72" x 30"H (225 lbs)

**55ERL48CU\_ \_** **\$2360**  
 Executive height computer return (LH), pencil/box/file pedestal (locking), one wire mgmt grommet, 31"W kneespace  
 24" x 48" x 30"H (150 lbs)

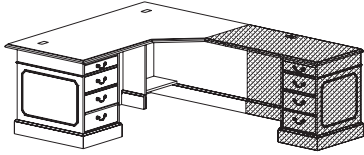
**55ERL42CU\_ \_** **\$2157**  
 Executive height computer return (LH), pencil/box/file pedestal (locking), one wire mgmt grommet, 25"W kneespace  
 24" x 42" x 30"H (130 lbs)

**55ERL36CU\_ \_** **\$1984**  
 Executive height computer return (LH), pencil/box/file pedestal (locking), one wire mgmt grommet, 19"W kneespace  
 24" x 36" x 30"H (120 lbs)

# GEORGIAN SERIES

List Price

## Computer Desk Workstations - Single Pedestal Desks

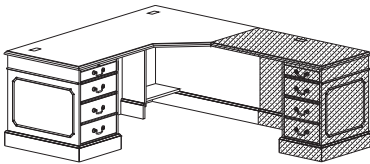


**55ECWS8446L\_ \_** **\$4803**  
 Executive single pedestal computer desk (LH) with conference top, pencil/box/file pedestal (locking), left hand writing slide, 46" corner unit, 4" approach overhang, two wire mgmt grommets in top  
 34"- 46" x 84" x 30"H (385 lbs)

**55ECWS7246L\_ \_** **\$4546**  
 Executive single pedestal computer desk (LH) with conference top, pencil/box/file pedestal (locking), left hand writing slide, 46" corner unit, 4" approach overhang, two wire mgmt grommets in top  
 34"- 46" x 72" x 30"H (360 lbs)

**55ECWS6640L\_ \_** **\$4237**  
 Executive single pedestal computer desk (LH) with conference top, pencil/box/file pedestal (locking), left hand writing slide, 40" corner unit, 4" approach overhang, two wire mgmt grommets in top  
 28"- 40" x 66" x 30"H (280 lbs)

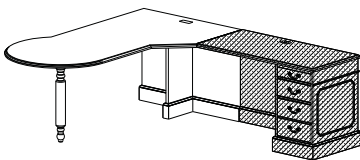
**55ECWS8442L\_ \_** **\$4624**  
 Executive single pedestal computer desk (LH) with fitted top, pencil/box/file pedestal (locking), left hand writing slide, 42" corner unit, two wire mgmt grommets in top  
 30"- 42" x 84" x 30"H (375 lbs)



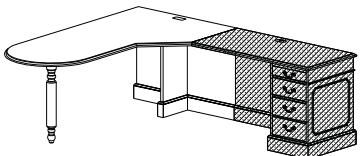
**55ECWS7242L\_ \_** **\$4405**  
 Executive single pedestal computer desk (LH) with fitted top, pencil/box/file pedestal (locking), left hand writing slide, 42" corner unit, two wire mgmt grommets in top  
 30"- 42" x 72" x 30"H (340 lbs)

**55ECWS7236L\_ \_** **\$4353**  
 Executive single pedestal computer desk (LH) with fitted top, pencil/box/file pedestal (locking), left hand writing slide, 36" corner unit, two wire mgmt grommets in top  
 24"- 36" x 72" x 30"H (283 lbs)

**55ECWS6636L\_ \_** **\$4203**  
 Executive single pedestal computer desk (LH) with fitted top, pencil/box/file pedestal (locking), left hand writing slide, 36" corner unit, two wire mgmt grommets in top  
 24"- 36" x 66" x 30"H (260 lbs)



**55ECWSP76L\_ \_** **\$3486**  
 P-Top computer desk (LH), 36" diameter end, with sculptured wood pedestal leg, 42" corner unit, one wire mgmt grommet in top  
 30"-42" x 76" x 30"H (330 lbs)

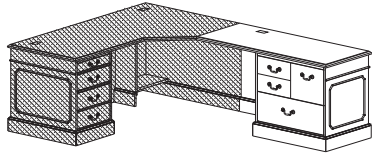


**55ECWSB76L\_ \_** **\$3144**  
 Bullet top computer desk (LH), 30" diameter end, with sculptured wood pedestal leg, 42" corner unit, one wire mgmt grommet in top  
 30"-42" x 76" x 30"H (330 lbs)

# GEORGIAN SERIES

List Price

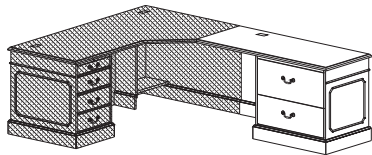
## Computer Desk Workstations - Executive Returns



**55ERR72FCCU\_\_** **\$3332**  
 Executive height computer return (RH), file center pedestal (locking), two box, one file drawer top, one lateral file drawer bottom, one wire mgmt grommet, 42"W kneespace  
 24" x 72" x 30"H (250 lbs)

**55ERR60FCCU\_\_** **\$3148**  
 Executive height computer return (RH), file center pedestal (locking), two box, one file drawer top, one lateral file drawer bottom, one wire mgmt grommet, 30"W kneespace  
 24" x 60" x 30"H (195 lbs)

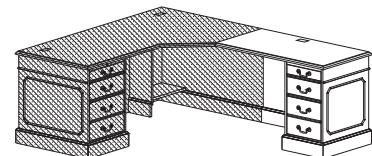
**55ERR54FCCU\_\_** **\$3012**  
 Executive height computer return (RH), file center pedestal (locking), two box, one file drawer top, one lateral file drawer bottom, one wire mgmt grommet, 24"W kneespace  
 24" x 54" x 30"H (180 lbs)



**55ERR72LFCU\_\_** **\$3230**  
 Executive height computer return (RH), two lateral file drawers (locking), one wire mgmt grommet, 42"W kneespace  
 24" x 72" x 30"H (250 lbs)

**55ERR60LFCU\_\_** **\$3039**  
 Executive height computer return (RH), two lateral file drawers (locking), one wire mgmt grommet, 30"W kneespace  
 24" x 60" x 30"H (195 lbs)

**55ERR54LFCU\_\_** **\$2903**  
 Executive height computer return (RH), two lateral file drawers (locking), one wire mgmt grommet, 24"W kneespace  
 24" x 54" x 30"H (180 lbs)



**55ERR72CU\_\_** **\$2996**  
 Executive height computer return (RH), pencil/box/file pedestal (locking), 1/2 support panel on connection end, one wire mgmt grommet, 54"W kneespace  
 24" x 72" x 30"H (225 lbs)

**55ERR48CU\_\_** **\$2360**  
 Executive height computer return (RH), pencil/box/file pedestal (locking), one wire mgmt grommet, 31"W kneespace  
 24" x 48" x 30"H (150 lbs)

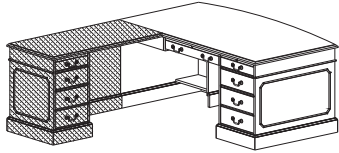
**55ERR42CU\_\_** **\$2157**  
 Executive height computer return (RH), pencil/box/file pedestal (locking), one wire mgmt grommet, 25"W kneespace  
 24" x 42" x 30"H (130 lbs)

**55ERR36CU\_\_** **\$1984**  
 Executive height computer return (RH), pencil/box/file pedestal (locking), one wire mgmt grommet, 19"W kneespace  
 24" x 36" x 30"H (120 lbs)

# GEORGIAN SERIES

List Price

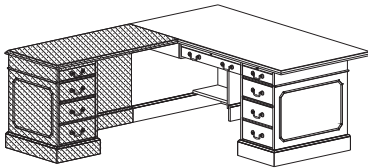
## Executive Workstations - Single Pedestal Desks



**55KSPR84** \_\_ \_\_ **\$5180**  
 Executive single pedestal desk (RH) with arc conference top, pencil/box/file pedestal, center drawer, central locking, right hand writing slide, 6" approach overhang  
 42" x 84" x 30"H (350 lbs)

**55KSPR72** \_\_ \_\_ **\$4910**  
 Executive single pedestal desk (RH) with arc conference top, pencil/box/file pedestal, center drawer, central locking, right hand writing slide, 6" approach overhang  
 42" x 72" x 30"H (325 lbs)

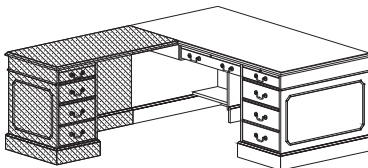
**55KSPR7236** \_\_ \_\_ **\$4790**  
 Executive single pedestal desk (RH) with arc conference top, pencil/box/file pedestal, center drawer, central locking, right hand writing slide, 6" approach overhang  
 36" x 72" x 30"H (310 lbs)



**55SPR84** \_\_ \_\_ **\$5024**  
 Executive single pedestal desk (RH) with conference top, pencil/box/file pedestal, center drawer, central locking, right hand writing slide, 6" approach and right side overhang  
 42" x 84" x 30"H (340 lbs)

**55SPR72** \_\_ \_\_ **\$4718**  
 Executive single pedestal desk (RH) with conference top, pencil/box/file pedestal, center drawer, central locking, right hand writing slide, 6" approach and right side overhang  
 36" x 72" x 30"H (310 lbs)

**55SPR6636** \_\_ \_\_ **\$4290**  
 Executive single pedestal desk (RH) with conference top, pencil/box/file pedestal, center drawer, central locking, right hand writing slide, 6" approach overhang only  
 36" x 66" x 30"H (280 lbs)

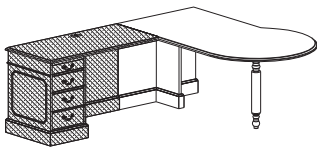


**55SPR72F** \_\_ \_\_ **\$4902**  
 Executive single pedestal desk (RH) with fitted top, pencil/box/file pedestal, center drawer, central locking, right hand writing slide  
 36" x 72" x 30"H (300 lbs)

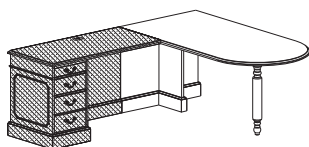
**55SPR7230F** \_\_ \_\_ **\$4465**  
 Executive single pedestal desk (RH) with fitted top, pencil/box/file pedestal, center drawer, central locking, right hand writing slide  
 30" x 72" x 30"H (290 lbs)

**55SPR66F** \_\_ \_\_ **\$4142**  
 Executive single pedestal desk (RH) with fitted top, pencil/box/file pedestal, center drawer, central locking, right hand writing slide  
 30" x 66" x 30"H (275 lbs)

**55SPR60F** \_\_ \_\_ **\$3956**  
 Executive single pedestal desk (RH) with fitted top, pencil/box/file pedestal, center drawer, central locking, right hand writing slide, 10" w pedestal accommodates side-to-side letter or legal filing only. If freestanding option is specified, pedestal will be letter width.  
 30" x 60" x 30"H (250 lbs)



**55WSP72R** \_ **\$3276**  
 P-Top desk (RH), 42" diameter end, with sculptured wood pedestal leg 36"-42" x 72" x 30"H (170 lbs)



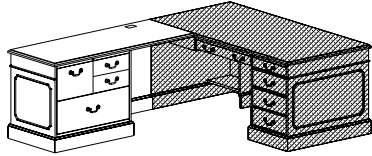
**55WSB7236R** \_ 36" x 72" x 30"H (170 lbs) **\$2881**  
**55WSB7230R** \_ 30" x 72" x 30"H (157 lbs) **\$2617**  
**55WSB6630R** \_ 30" x 66" x 30"H (146 lbs) **\$2395**  
 Bullet top desk (RH), with sculptured wood pedestal leg



# GEORGIAN SERIES

List Price

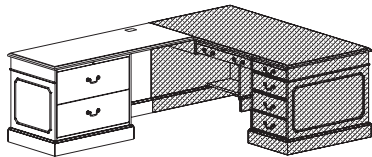
## Executive Workstations - Executive Returns



**55ERL72FC\_ \_** **\$3332**  
 Executive height return (LH), file center pedestal (locking), two box, one file drawer top, one lateral file drawer bottom, one wire mgmt grommet, 42\"/>

**55ERL60FC\_ \_** **\$3148**  
 Executive height return (LH), file center pedestal (locking), two box, one file drawer top, one lateral file drawer bottom, one wire mgmt grommet, 30\"/>

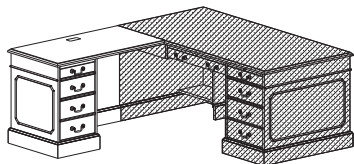
**55ERL54FC\_ \_** **\$3012**  
 Executive height return (LH), file center pedestal (locking), two box, one file drawer top, one lateral file drawer bottom, one wire mgmt grommet, 24\"/>



**55ERL72LF\_ \_** **\$3230**  
 Executive height return (LH), two lateral file drawers (locking), one wire mgmt grommet, 42\"/>

**55ERL60LF\_ \_** **\$3039**  
 Executive height return (LH), two lateral file drawers (locking), one wire mgmt grommet, 30\"/>

**55ERL54LF\_ \_** **\$2903**  
 Executive height return (LH), two lateral file drawers (locking), one wire mgmt grommet, 24\"/>



**55ERL72\_ \_** **\$2996**  
 Executive height return (LH), pencil/box/file pedestal (locking), 1/2 support panel on connection end, one wire mgmt grommet, 54\"/>

**55ERL48\_ \_** **\$2360**  
 Executive height return (LH), pencil/box/file pedestal (locking), one wire mgmt grommet, 31\"/>

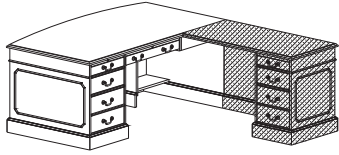
**55ERL42\_ \_** **\$2157**  
 Executive height return (LH), pencil/box/file pedestal (locking), one wire mgmt grommet, 25\"/>

**55ERL36\_ \_** **\$1984**  
 Executive height return (LH), pencil/box/file pedestal (locking), one wire mgmt grommet, 19\"/>

# GEORGIAN SERIES

List Price

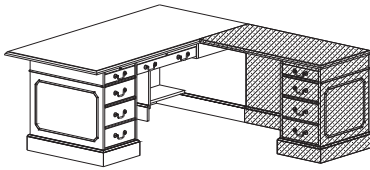
## Executive Workstations - Single Pedestal Desks



**55KSPL84** \_ \_ \$5180  
 Executive single pedestal desk (LH) with arc conference top, pencil/box/file pedestal, center drawer, central locking, left hand writing slide, 6" approach overhang  
 42" x 84" x 30"H (350 lbs)

**55KSPL72** \_ \_ \$4910  
 Executive single pedestal desk (LH) with arc conference top, pencil/box/file pedestal, center drawer, central locking, left hand writing slide, 6" approach overhang  
 42" x 72" x 30"H (325 lbs)

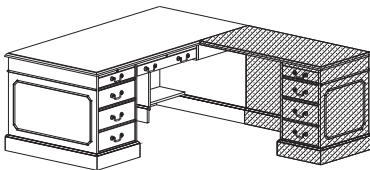
**55KSPL7236** \_ \_ \$4790  
 Executive single pedestal desk (LH) with arc conference top, pencil/box/file pedestal, center drawer, central locking, left hand writing slide, 6" approach overhang  
 36" x 72" x 30"H (310 lbs)



**55SPL84** \_ \_ \$5024  
 Executive single pedestal desk (LH) with conference top, pencil/box/file pedestal, center drawer, central locking, left hand writing slide, 6" approach and left side overhang  
 42" x 84" x 30"H (340 lbs)

**55SPL72** \_ \_ \$4718  
 Executive single pedestal desk (LH) with conference top, pencil/box/file pedestal, center drawer, central locking, left hand writing slide, 6" approach and left side overhang  
 36" x 72" x 30"H (310 lbs)

**55SPL6636** \_ \_ \$4290  
 Executive single pedestal desk (LH) with conference top, pencil/box/file pedestal, center drawer, central locking, right hand writing slide, 6" approach overhang only  
 36" x 66" x 30"H (280 lbs)

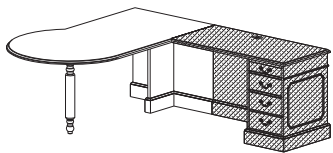


**55SPL72F** \_ \_ \$4902  
 Executive single pedestal desk (LH) with fitted top, pencil/box/file pedestal, center drawer, central locking, left hand writing slide  
 36" x 72" x 30"H (300 lbs)

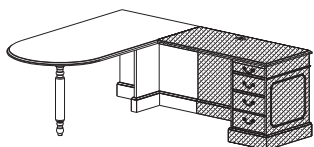
**55SPL7230F** \_ \_ \$4465  
 Executive single pedestal desk (LH) with fitted top, pencil/box/file pedestal, center drawer, central locking, left hand writing slide  
 30" x 72" x 30"H (290 lbs)

**55SPL66F** \_ \_ \$4142  
 Executive single pedestal desk (LH) with fitted top, pencil/box/file pedestal, center drawer, central locking, left hand writing slide  
 30" x 66" x 30"H (275 lbs)

**55SPL60F** \_ \_ \$3956  
 Executive single pedestal desk (LH) with fitted top, pencil/box/file pedestal, center drawer, central locking, left hand writing slide, 10" w pedestal accommodates side-to-side letter or legal filing only. If freestanding option is specified, pedestal will be letter width.  
 30" x 60" x 30"H (250 lbs)



**55WSP72L** \_ \$3276  
 P-Top desk (LH), 42" diameter end, with sculptured wood pedestal leg 36"-42" x 72" x 30"H (170 lbs)

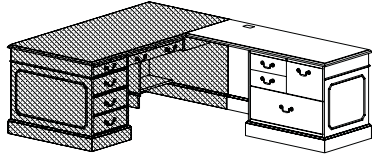


**55WSB7236L** \_ 36" x 72" x 30"H (170 lbs) \$2881  
**55WSB7230L** \_ 30" x 72" x 30"H (157 lbs) \$2617  
**55WSB6630L** \_ 30" x 66" x 30"H (146 lbs) \$2395  
 Bullet top desk (LH), with sculptured wood pedestal leg

# GEORGIAN SERIES

List Price

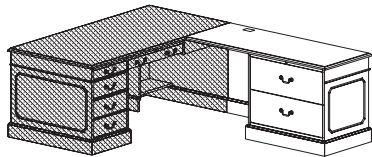
## Executive Workstations - Executive Returns



**55ERR72FC\_ \_** **\$3332**  
 Executive height return (RH), file center pedestal (locking), two box, one file drawer top, one lateral file drawer bottom, one wire mgmt grommet, 42"W kneespace  
 24" x 72" x 30"H (250 lbs)

**55ERR60FC\_ \_** **\$3148**  
 Executive height return (RH), file center pedestal (locking), two box, one file drawer top, one lateral file drawer bottom, one wire mgmt grommet, 30"W kneespace  
 24" x 60" x 30"H (195 lbs)

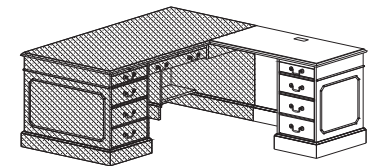
**55ERR54FC\_ \_** **\$3012**  
 Executive height return (RH), file center pedestal (locking), two box, one file drawer top, one lateral file drawer bottom, one wire mgmt grommet, 24"W kneespace  
 24" x 54" x 30"H (180 lbs)



**55ERR72LF\_ \_** **\$3230**  
 Executive height return (RH), two lateral file drawers (locking), one wire mgmt grommet, 42"W kneespace  
 24" x 72" x 30"H (250 lbs)

**55ERR60LF\_ \_** **\$3039**  
 Executive height return (RH), two lateral file drawers (locking), one wire mgmt grommet, 30"W kneespace  
 24" x 60" x 30"H (195 lbs)

**55ERR54LF\_ \_** **\$2903**  
 Executive height return (RH), two lateral file drawers (locking), one wire mgmt grommet, 24"W kneespace  
 24" x 54" x 30"H (180 lbs)



**55ERR72\_ \_** **\$2996**  
 Executive height return (RH), pencil/box/file pedestal (locking), 1/2 support panel on connection end, one wire mgmt grommet, 54"W kneespace  
 24" x 72" x 30"H (225 lbs)

**55ERR48\_ \_** **\$2360**  
 Executive height return (RH), pencil/box/file pedestal (locking), one wire mgmt grommet, 31"W kneespace  
 24" x 48" x 30"H (150 lbs)

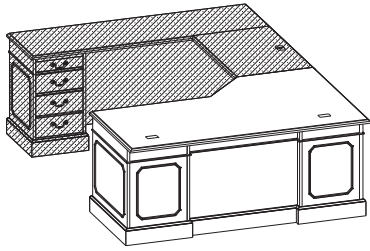
**55ERR42\_ \_** **\$2157**  
 Executive height return (RH), pencil/box/file pedestal (locking), one wire mgmt grommet, 25"W kneespace  
 24" x 42" x 30"H (130 lbs)

**55ERR36\_ \_** **\$1984**  
 Executive height return (RH), pencil/box/file pedestal (locking), one wire mgmt grommet, 19"W kneespace  
 24" x 36" x 30"H (120 lbs)

# GEORGIAN SERIES

List Price

## Computer Desk U Workstations - Single Pedestal Desks

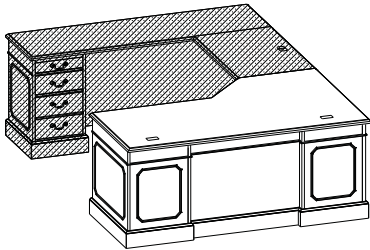


**55ECWS8446R\_ \_** **\$4803**  
 Executive single pedestal computer desk (RH) with conference top, pencil/box/file pedestal (locking), right hand writing slide, 46" corner unit, 4" approach overhang, two wire mgmt grommets in top  
 34"- 46" x 84" x 30"H (385 lbs)

**55ECWS7246R\_ \_** **\$4546**  
 Executive single pedestal computer desk (RH) with conference top, pencil/box/file pedestal (locking), right hand writing slide, 46" corner unit, 4" approach overhang, two wire mgmt grommets in top  
 34"- 46" x 72" x 30"H (360 lbs)

**55ECWS6640R\_ \_** **\$4237**  
 Executive single pedestal computer desk (RH) with conference top, pencil/box/file pedestal (locking), right hand writing slide, 40" corner unit, 4" approach overhang, two wire mgmt grommets in top  
 28"- 40" x 66" x 30"H (280 lbs)

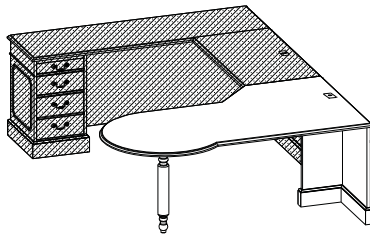
**55ECWS8442R\_ \_** **\$4624**  
 Executive single pedestal computer desk (RH) with fitted top, pencil/box/file pedestal (locking), right hand writing slide, 42" corner unit, two wire mgmt grommets in top  
 30"- 42" x 84" x 30"H (375 lbs)



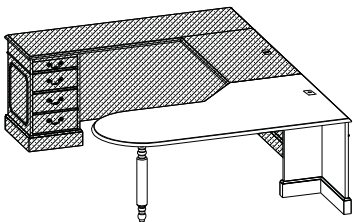
**55ECWS7242R\_ \_** **\$4405**  
 Executive single pedestal computer desk (RH) with fitted top, pencil/box/file pedestal (locking), right hand writing slide, 42" corner unit, two wire mgmt grommets in top  
 30"- 42" x 72" x 30"H (340 lbs)

**55ECWS7236R\_ \_** **\$4353**  
 Executive single pedestal computer desk (RH) with fitted top, pencil/box/file pedestal (locking), right hand writing slide, 36" corner unit, two wire mgmt grommets in top  
 24"- 36" x 72" x 30"H (283 lbs)

**55ECWS6636R\_ \_** **\$4203**  
 Executive single pedestal computer desk (RH) with fitted top, pencil/box/file pedestal (locking), right hand writing slide, 36" corner unit, two wire mgmt grommets in top  
 24"- 36" x 66" x 30"H (260 lbs)



**55ECWSP76R\_ \_** **\$3486**  
 P-Top computer desk (RH), 36" diameter end, with sculptured wood pedestal leg, 42" corner unit, one wire mgmt grommet in top  
 30"-42" x 76" x 30"H (330 lbs)

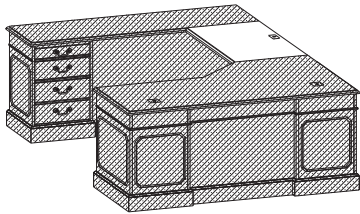


**55ECWSB76R\_ \_** **\$3144**  
 Bullet top computer desk (RH), 30" diameter end, with sculptured wood pedestal leg, 42" corner unit, one wire mgmt grommet in top  
 30"-42" x 76" x 30"H (330 lbs)

# GEORGIAN SERIES

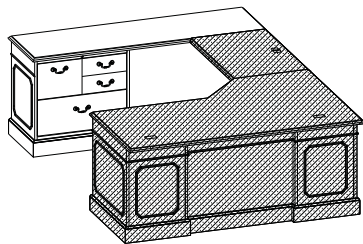
List Price

## Computer Desk U Workstations - Connecting Bridges

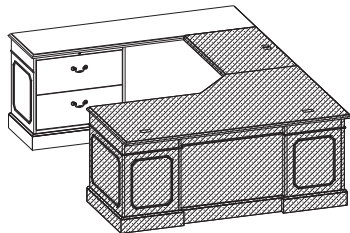


<b>55WS36R</b> _	<b>\$1221</b>
Executive height corner bridge (RH), one computer grommet 24" x 36" x 30"H (65 lbs)	
<b>55WS42R</b> _	<b>\$1449</b>
Executive height corner bridge (RH), one computer grommet 24" x 42" x 30"H (65 lbs)	
<b>55WS48R</b> _	<b>\$1622</b>
Executive height corner bridge (RH), one computer grommet 24" x 48" x 30"H (65 lbs)	

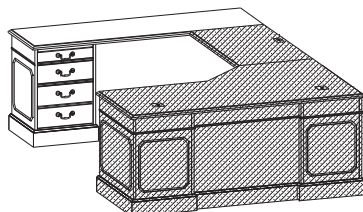
## Computer Desk U Workstations - Single Pedestal Credenzas



<b>55DCSPL84FC</b> _ _	<b>\$4279</b>
Single pedestal credenza (LH), file center pedestal (locking), two box, one file drawer top, one lateral file drawer bottom, one wire mgmt grommet, 52 3/4"W kneespace 21" x 84" x 30"H (320 lbs)	
<b>55DCSPL84FC-24</b> - 24" x 84" x 30"H	<b>\$4739</b>
<b>55DCSPL72FC</b> _ _	<b>\$4001</b>
Single pedestal credenza (LH), file center pedestal (locking), two box, one file drawer top, one lateral file drawer bottom, one wire mgmt grommet, 40 3/4"W kneespace 21" x 72" x 30"H (260 lbs)	
<b>55DCSPL72FC-24</b> - 24" x 72" x 30"H	<b>\$4425</b>
<b>55DCSPL66FC</b> _ _	<b>\$3744</b>
Single pedestal credenza (LH), file center pedestal (locking), two box, one file drawer top, one lateral file drawer bottom, one wire mgmt grommet, 34 3/4"W kneespace 21" x 66" x 30"H (215 lbs)	
<b>55DCSPL66FC-24</b> - 24" x 66" x 30"H	<b>\$4133</b>



<b>55DCSPL84LF</b> _ _	<b>\$4062</b>
Single pedestal credenza (LH), two lateral file drawers (locking), legal or letter filing, one wire mgmt grommet in back panel, 52 3/4"W kneespace 21" x 84" x 30"H (290 lbs)	
<b>55DCSPL84LF-24</b> - 24" x 84" x 30"H	<b>\$4521</b>
<b>55DCSPL72LF</b> _ _	<b>\$3720</b>
Single pedestal credenza (LH), two lateral file drawers (locking), legal or letter filing, one wire mgmt grommet in back panel, 40 3/4"W kneespace 21" x 72" x 30"H (275 lbs)	
<b>55DCSPL72LF-24</b> - 24" x 72" x 30"H	<b>\$4144</b>
<b>55DCSPL66LF</b> _ _	<b>\$3469</b>
Single pedestal credenza (LH), two lateral file drawers (locking), legal or letter filing, one wire mgmt grommet in back panel, 34 3/4"W kneespace 21" x 66" x 30"H (260 lbs)	
<b>55DCSPL66LF-24</b> - 24" x 66" x 30"H	<b>\$3857</b>

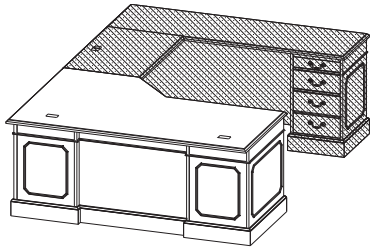


<b>55DCSPL72</b> _ _	<b>\$3748</b>
Single pedestal credenza (LH), pencil/box/file pedestal (locking), one wire mgmt grommet in back panel, 54"W kneespace 21" x 72" x 30"H (220 lbs)	
<b>55DCSPL72-24</b> - 24" x 72" x 30"H	<b>\$4168</b>
<b>55DCSPL66</b> _ _	<b>\$3584</b>
Single pedestal credenza (LH), pencil/box/file pedestal (locking), one wire mgmt grommet in back panel, 48"W kneespace 21" x 66" x 30"H (205 lbs)	
<b>55DCSPL66-24</b> - 24" x 66" x 30"H	<b>\$3973</b>
<b>55DCSPL60</b> _ _	<b>\$3510</b>
Single pedestal credenza (LH), pencil/box/file pedestal (locking), one wire mgmt grommet in back panel, 42"W kneespace 21" x 60" x 30"H (195 lbs)	
<b>55DCSPL60-24</b> - 24" x 60" x 30"H	<b>\$3864</b>

# GEORGIAN SERIES

List Price

## Computer Desk U Workstations - Single Pedestal Desks

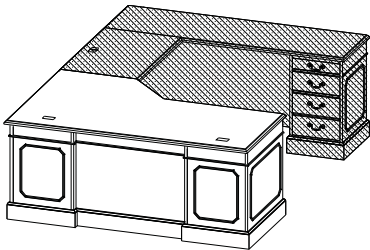


**55ECWS8446L\_ \_** **\$4803**  
 Executive single pedestal computer desk (LH) with conference top, pencil/box/file pedestal (locking), left hand writing slide, 46" corner unit, 4" approach overhang, two wire mgmt grommets in top  
 34"- 46" x 84" x 30"H (385 lbs)

**55ECWS7246L\_ \_** **\$4546**  
 Executive single pedestal computer desk (LH) with conference top, pencil/box/file pedestal (locking), left hand writing slide, 46" corner unit, 4" approach overhang, two wire mgmt grommets in top  
 34"- 46" x 72" x 30"H (360 lbs)

**55ECWS6640L\_ \_** **\$4237**  
 Executive single pedestal computer desk (LH) with conference top, pencil/box/file pedestal (locking), left hand writing slide, 40" corner unit, 4" approach overhang, two wire mgmt grommets in top  
 28"- 40" x 66" x 30"H (280 lbs)

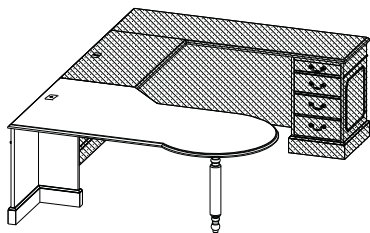
**55ECWS8442L\_ \_** **\$4624**  
 Executive single pedestal computer desk (LH) with fitted top, pencil/box/file pedestal (locking), left hand writing slide, 42" corner unit, two wire mgmt grommets in top  
 30"- 42" x 84" x 30"H (375 lbs)



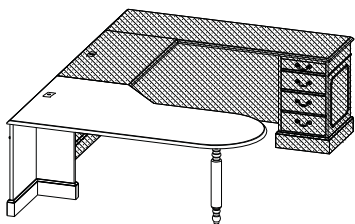
**55ECWS7242L\_ \_** **\$4405**  
 Executive single pedestal computer desk (LH) with fitted top, pencil/box/file pedestal (locking), left hand writing slide, 42" corner unit, two wire mgmt grommets in top  
 30"- 42" x 72" x 30"H (340 lbs)

**55ECWS7236L\_ \_** **\$4353**  
 Executive single pedestal computer desk (LH) with fitted top, pencil/box/file pedestal (locking), left hand writing slide, 36" corner unit, two wire mgmt grommets in top  
 24"- 36" x 72" x 30"H (283 lbs)

**55ECWS6636L\_ \_** **\$4203**  
 Executive single pedestal computer desk (LH) with fitted top, pencil/box/file pedestal (locking), left hand writing slide, 36" corner unit, two wire mgmt grommets in top  
 24"- 36" x 66" x 30"H (260 lbs)



**55ECWSP76L\_ \_** **\$3486**  
 P-Top computer desk (LH), 36" diameter end, with sculptured wood pedestal leg, 42" corner unit, one wire mgmt grommet in top  
 30"-42" x 76" x 30"H (330 lbs)

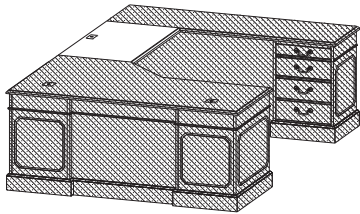


**55ECWSB76L\_ \_** **\$3144**  
 Bullet top computer desk (LH), 30" diameter end, with sculptured wood pedestal leg, 42" corner unit, one wire mgmt grommet in top  
 30"-42" x 76" x 30"H (330 lbs)

# GEORGIAN SERIES

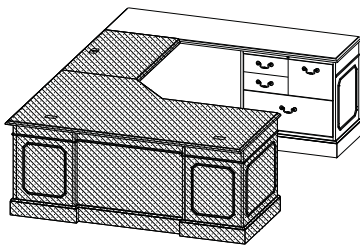
List Price

## Computer Desk U Workstations - Connecting Bridges

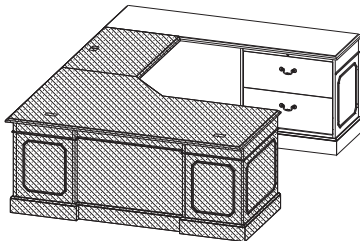


<b>55WS36L</b> _	<b>\$1221</b>
Executive height corner bridge (LH), one computer grommet 24" x 36" x 30"H (65 lbs)	
<b>55WS42L</b> _	<b>\$1449</b>
Executive height corner bridge (LH), one computer grommet 24" x 42" x 30"H (65 lbs)	
<b>55WS48L</b> _	<b>\$1622</b>
Executive height corner bridge (LH), one computer grommet 24" x 48" x 30"H (65 lbs)	

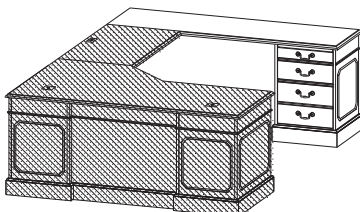
## Computer Desk U Workstations - Single Pedestal Credenzas



<b>55DCSPR84FC</b> _ _	<b>\$4279</b>
Single pedestal credenza (RH), file center pedestal (locking), two box, one file drawer top, one lateral file drawer bottom, one wire mgmt grommet, 52 3/4"W kneespace 21" x 84" x 30"H (320 lbs)	
<b>55DCSPR84FC-24</b> - 24" x 84" x 30"H	<b>\$4739</b>
<b>55DCSPR72FC</b> _ _	<b>\$4001</b>
Single pedestal credenza (RH), file center pedestal (locking), two box, one file drawer top, one lateral file drawer bottom, one wire mgmt grommet, 40 3/4"W kneespace 21" x 72" x 30"H (260 lbs)	
<b>55DCSPR72FC-24</b> - 24" x 72" x 30"H	<b>\$4425</b>
<b>55DCSPR66FC</b> _ _	<b>\$3744</b>
Single pedestal credenza (RH), file center pedestal (locking), two box, one file drawer top, one lateral file drawer bottom, one wire mgmt grommet, 34 3/4"W kneespace 21" x 66" x 30"H (215 lbs)	
<b>55DCSPR66FC-24</b> - 24" x 66" x 30"H	<b>\$4133</b>



<b>55DCSPR84LF</b> _ _	<b>\$4062</b>
Single pedestal credenza (RH), two lateral file drawers (locking), legal or letter filing, one wire mgmt grommet in back panel, 52 3/4"W kneespace 21" x 84" x 30"H (290 lbs)	
<b>55DCSPR84LF-24</b> - 24" x 84" x 30"H	<b>\$4521</b>
<b>55DCSPR72LF</b> _ _	<b>\$3720</b>
Single pedestal credenza (RH), two lateral file drawers (locking), legal or letter filing, one wire mgmt grommet in back panel, 40 3/4"W kneespace 21" x 72" x 30"H (275 lbs)	
<b>55DCSPR72LF-24</b> - 24" x 72" x 30"H	<b>\$4144</b>
<b>55DCSPR66LF</b> _ _	<b>\$3469</b>
Single pedestal credenza (RH), two lateral file drawers (locking), legal or letter filing, one wire mgmt grommet in back panel, 34 3/4"W kneespace 21" x 66" x 30"H (260 lbs)	
<b>55DCSPR66LF-24</b> - 24" x 66" x 30"H	<b>\$3857</b>

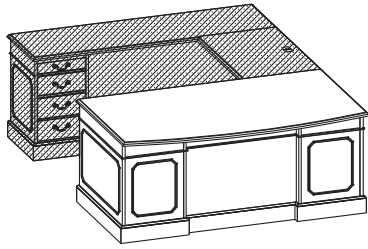


<b>55DCSPR72</b> _ _	<b>\$3748</b>
Single pedestal credenza (RH), pencil/box/file pedestal (locking), one wire mgmt grommet in back panel, 54"W kneespace 21" x 72" x 30"H (220 lbs)	
<b>55DCSPR72-24</b> - 24" x 72" x 30"H	<b>\$4168</b>
<b>55DCSPR66</b> _ _	<b>\$3584</b>
Single pedestal credenza (RH), pencil/box/file pedestal (locking), one wire mgmt grommet in back panel, 48"W kneespace 21" x 66" x 30"H (205 lbs)	
<b>55DCSPR66-24</b> - 24" x 66" x 30"H	<b>\$3973</b>
<b>55DCSPR60</b> _ _	<b>\$3510</b>
Single pedestal credenza (RH), pencil/box/file pedestal (locking), one wire mgmt grommet in back panel, 42"W kneespace 21" x 60" x 30"H (195 lbs)	
<b>55DCSPR60-24</b> - 24" x 60" x 30"H	<b>\$3864</b>

# GEORGIAN SERIES

List Price

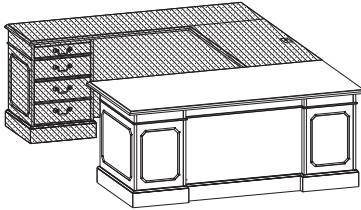
## U Configurations - Single Pedestal Desks



**55KSPR84** \_\_ \_\_ \$5180  
 Executive single pedestal desk (RH) with arc conference top, pencil/box/file pedestal, center drawer, central locking, right hand writing slide, 6" approach overhang  
 42" x 84" x 30"H (350 lbs)

**55KSPR72** \_\_ \_\_ \$4910  
 Executive single pedestal desk (RH) with arc conference top, pencil/box/file pedestal, center drawer, central locking, right hand writing slide, 6" approach overhang  
 42" x 72" x 30"H (325 lbs)

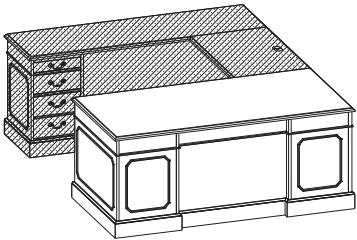
**55KSPR7236** \_\_ \_\_ \$4790  
 Executive single pedestal desk (RH) with arc conference top, pencil/box/file pedestal, center drawer, central locking, right hand writing slide, 6" approach overhang  
 36" x 72" x 30"H (310 lbs)



**55SPR84** \_\_ \_\_ \$5024  
 Executive single pedestal desk (RH) with conference top, pencil/box/file pedestal, center drawer, central locking, right hand writing slide, 6" approach and right side overhang  
 42" x 84" x 30"H (340 lbs)

**55SPR72** \_\_ \_\_ \$4718  
 Executive single pedestal desk (RH) with conference top, pencil/box/file pedestal, center drawer, central locking, right hand writing slide, 6" approach and right side overhang  
 36" x 72" x 30"H (310 lbs)

**55SPR6636** \_\_ \_\_ \$4290  
 Executive single pedestal desk (RH) with conference top, pencil/box/file pedestal, center drawer, central locking, right hand writing slide, 6" approach overhang only  
 36" x 66" x 30"H (280 lbs)

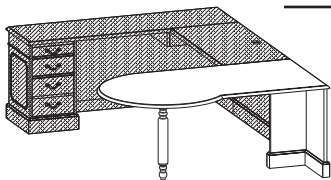


**55SPR72F** \_\_ \_\_ \$4902  
 Executive single pedestal desk (RH) with fitted top, pencil/box/file pedestal, center drawer, central locking, right hand writing slide  
 36" x 72" x 30"H (300 lbs)

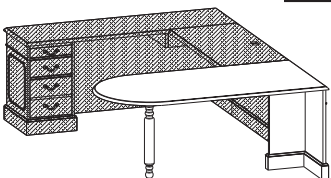
**55SPR7230F** \_\_ \_\_ \$4465  
 Executive single pedestal desk (RH) with fitted top, pencil/box/file pedestal, center drawer, central locking, right hand writing slide  
 30" x 72" x 30"H (290 lbs)

**55SPR66F** \_\_ \_\_ \$4142  
 Executive single pedestal desk (RH) with fitted top, pencil/box/file pedestal, center drawer, central locking, right hand writing slide  
 30" x 66" x 30"H (275 lbs)

**55SPR60F** \_\_ \_\_ \$3956  
 Executive single pedestal desk (RH) with fitted top, pencil/box/file pedestal, center drawer, central locking, right hand writing slide, 10" w pedestal accommodates side-to-side letter or legal filing only. If freestanding option is specified, pedestal will be letter width.  
 30" x 60" x 30"H (250 lbs)



**55WSP72R** \_ \$3276  
 P-Top desk (RH), 42" diameter end, with sculptured wood pedestal leg 36"-42" x 72" x 30"H (170 lbs)



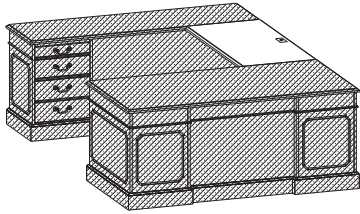
**55WSB7236R** \_ 36" x 72" x 30"H (170 lbs) \$2881  
**55WSB7230R** \_ 30" x 72" x 30"H (157 lbs) \$2617  
**55WSB6630R** \_ 30" x 66" x 30"H (146 lbs) \$2395  
 Bullet top desk (RH), with sculptured wood pedestal leg



# GEORGIAN SERIES

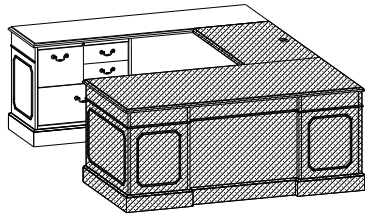
List Price

## U Configurations - Connecting Bridges

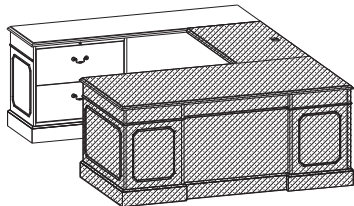


<b>55WS54</b> _	Executive height bridge, one computer grommet 24" x 54" x 30"H (105 lbs)	<b>\$1814</b>
<b>55WS48</b> _	Executive height bridge, one computer grommet 24" x 48" x 30"H (95 lbs)	<b>\$1622</b>
<b>55WS42</b> _	Executive height bridge, one computer grommet 24" x 42" x 30"H (78 lbs)	<b>\$1449</b>

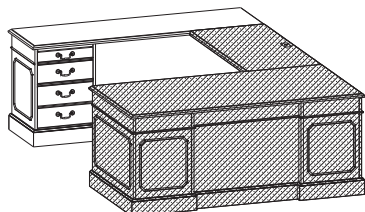
## U Configurations - Single Pedestal Credenzas



<b>55DCSPL84FC</b> _	Single pedestal credenza (LH), file center pedestal (locking), two box, one file drawer top, one lateral file drawer bottom, one wire mgmt grommet, 52 3/4"W kneespace 21" x 84" x 30"H (320 lbs)	<b>\$4279</b>
<b>55DCSPL84FC-24</b> -	24" x 84" x 30"H	<b>\$4739</b>
<b>55DCSPL72FC</b> _	Single pedestal credenza (LH), file center pedestal (locking), two box, one file drawer top, one lateral file drawer bottom, one wire mgmt grommet, 40 3/4"W kneespace 21" x 72" x 30"H (260 lbs)	<b>\$4001</b>
<b>55DCSPL72FC-24</b> -	24" x 72" x 30"H	<b>\$4425</b>
<b>55DCSPL66FC</b> _	Single pedestal credenza (LH), file center pedestal (locking), two box, one file drawer top, one lateral file drawer bottom, one wire mgmt grommet, 34 3/4"W kneespace 21" x 66" x 30"H (215 lbs)	<b>\$3744</b>
<b>55DCSPL66FC-24</b> -	24" x 66" x 30"H	<b>\$4133</b>



<b>55DCSPL84LF</b> _	Single pedestal credenza (LH), two lateral file drawers (locking), legal or letter filing, one wire mgmt grommet in back panel, 52 3/4"W kneespace 21" x 84" x 30"H (290 lbs)	<b>\$4062</b>
<b>55DCSPL84LF-24</b> -	24" x 84" x 30"H	<b>\$4521</b>
<b>55DCSPL72LF</b> _	Single pedestal credenza (LH), two lateral file drawers (locking), legal or letter filing, one wire mgmt grommet in back panel, 40 3/4"W kneespace 21" x 72" x 30"H (275 lbs)	<b>\$3720</b>
<b>55DCSPL72LF-24</b> -	24" x 72" x 30"H	<b>\$4144</b>
<b>55DCSPL66LF</b> _	Single pedestal credenza (LH), two lateral file drawers (locking), legal or letter filing, one wire mgmt grommet in back panel, 34 3/4"W kneespace 21" x 66" x 30"H (260 lbs)	<b>\$3469</b>
<b>55DCSPL66LF-24</b> -	24" x 66" x 30"H	<b>\$3857</b>

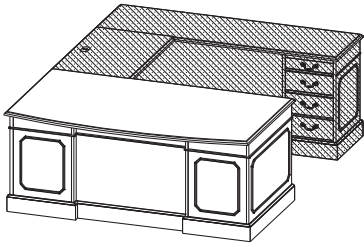


<b>55DCSPL72</b> _	Single pedestal credenza (LH), pencil/box/file pedestal (locking), one wire mgmt grommet in back panel, 54"W kneespace 21" x 72" x 30"H (220 lbs)	<b>\$3748</b>
<b>55DCSPL72-24</b> -	24" x 72" x 30"H	<b>\$4168</b>
<b>55DCSPL66</b> _	Single pedestal credenza (LH), pencil/box/file pedestal (locking), one wire mgmt grommet in back panel, 48"W kneespace 21" x 66" x 30"H (205 lbs)	<b>\$3584</b>
<b>55DCSPL66-24</b> -	24" x 66" x 30"H	<b>\$3973</b>
<b>55DCSPL60</b> _	Single pedestal credenza (LH), pencil/box/file pedestal (locking), one wire mgmt grommet in back panel, 42"W kneespace 21" x 60" x 30"H (195 lbs)	<b>\$3510</b>
<b>55DCSPL60-24</b> -	24" x 60" x 30"H	<b>\$3864</b>

# GEORGIAN SERIES

List Price

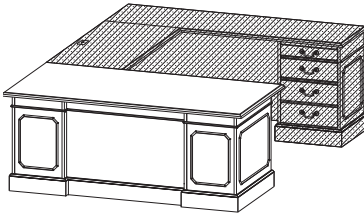
## U Configurations - Single Pedestal Desks



**55KSPL84** \_ \_ \$5180  
Executive single pedestal desk (LH) with arc conference top, pencil/box/file pedestal, center drawer, central locking, left hand writing slide, 6" approach overhang  
42" x 84" x 30"H (350 lbs)

**55KSPL72** \_ \_ \$4910  
Executive single pedestal desk (LH) with arc conference top, pencil/box/file pedestal, center drawer, central locking, left hand writing slide, 6" approach overhang  
42" x 72" x 30"H (325 lbs)

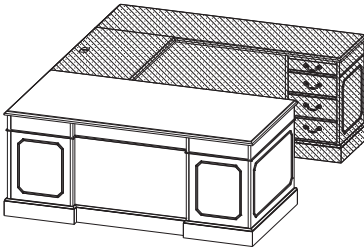
**55KSPL7236** \_ \_ \$4790  
Executive single pedestal desk (LH) with arc conference top, pencil/box/file pedestal, center drawer, central locking, left hand writing slide, 6" approach overhang  
36" x 72" x 30"H (310 lbs)



**55SPL84** \_ \_ \$5024  
Executive single pedestal desk (LH) with conference top, pencil/box/file pedestal, center drawer, central locking, left hand writing slide, 6" approach and left side overhang  
42" x 84" x 30"H (340 lbs)

**55SPL72** \_ \_ \$4718  
Executive single pedestal desk (LH) with conference top, pencil/box/file pedestal, center drawer, central locking, left hand writing slide, 6" approach and left side overhang  
36" x 72" x 30"H (310 lbs)

**55SPL6636** \_ \_ \$4290  
Executive single pedestal desk (LH) with conference top, pencil/box/file pedestal, center drawer, central locking, right hand writing slide, 6" approach overhang only  
36" x 66" x 30"H (280 lbs)

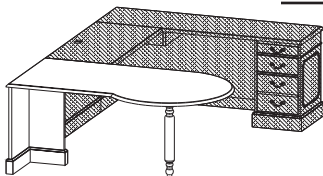


**55SPL72F** \_ \_ \$4902  
Executive single pedestal desk (LH) with fitted top, pencil/box/file pedestal, center drawer, central locking, left hand writing slide  
36" x 72" x 30"H (300 lbs)

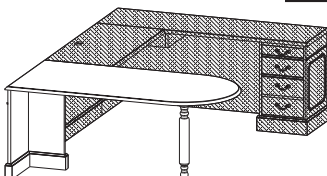
**55SPL7230F** \_ \_ \$4465  
Executive single pedestal desk (LH) with fitted top, pencil/box/file pedestal, center drawer, central locking, left hand writing slide  
30" x 72" x 30"H (290 lbs)

**55SPL66F** \_ \_ \$4142  
Executive single pedestal desk (LH) with fitted top, pencil/box/file pedestal, center drawer, central locking, left hand writing slide  
30" x 66" x 30"H (275 lbs)

**55SPL60F** \_ \_ \$3956  
Executive single pedestal desk (LH) with fitted top, pencil/box/file pedestal, center drawer, central locking, left hand writing slide, 10" w pedestal accommodates side-to-side letter or legal filing only. If freestanding option is specified, pedestal will be letter width.  
30" x 60" x 30"H (250 lbs)



**55WSP72L** \_ \_ \$3276  
P-Top desk (LH), 42" diameter end, with sculptured wood pedestal leg 36"-42" x 72" x 30"H (170 lbs)

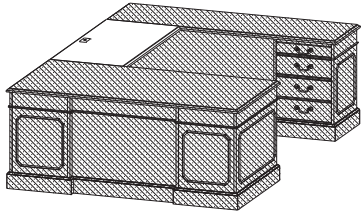


**55WSB7236L** \_ 36" x 72" x 30"H (170 lbs) \$2881  
**55WSB7230L** \_ 30" x 72" x 30"H (157 lbs) \$2617  
**55WSB6630L** \_ 30" x 66" x 30"H (146 lbs) \$2395  
Bullet top desk (LH), with sculptured wood pedestal leg

# GEORGIAN SERIES

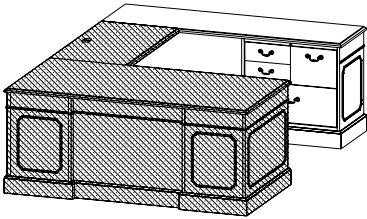
List Price

## U Configurations - Connecting Bridges

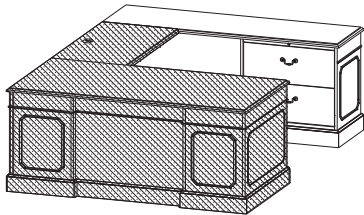


<b>55WS54</b> _	Executive height bridge, one computer grommet 24" x 54" x 30"H (105 lbs)	<b>\$1814</b>
<b>55WS48</b> _	Executive height bridge, one computer grommet 24" x 48" x 30"H (95 lbs)	<b>\$1622</b>
<b>55WS42</b> _	Executive height bridge, one computer grommet 24" x 42" x 30"H (78 lbs)	<b>\$1449</b>

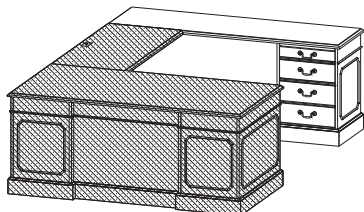
## U Configurations - Single Pedestal Credenzas



<b>55DCSPR84FC</b> _	Single pedestal credenza (RH), file center pedestal (locking), two box, one file drawer top, one lateral file drawer bottom, one wire mgmt grommet, 52 3/4"W kneespace 21" x 84" x 30"H (320 lbs)	<b>\$4279</b>
<b>55DCSPR84FC-24</b>	24" x 84" x 30"H	<b>\$4739</b>
<b>55DCSPR72FC</b> _	Single pedestal credenza (RH), file center pedestal (locking), two box, one file drawer top, one lateral file drawer bottom, one wire mgmt grommet, 40 3/4"W kneespace 21" x 72" x 30"H (260 lbs)	<b>\$4001</b>
<b>55DCSPR72FC-24</b>	24" x 72" x 30"H	<b>\$4425</b>
<b>55DCSPR66FC</b> _	Single pedestal credenza (RH), file center pedestal (locking), two box, one file drawer top, one lateral file drawer bottom, one wire mgmt grommet, 34 3/4"W kneespace 21" x 66" x 30"H (215 lbs)	<b>\$3744</b>
<b>55DCSPR66FC-24</b>	24" x 66" x 30"H	<b>\$4133</b>



<b>55DCSPR84LF</b> _	Single pedestal credenza (RH), two lateral file drawers (locking), legal or letter filing, one wire mgmt grommet in back panel, 52 3/4"W kneespace 21" x 84" x 30"H (290 lbs)	<b>\$4062</b>
<b>55DCSPR84LF-24</b>	24" x 84" x 30"H	<b>\$4521</b>
<b>55DCSPR72LF</b> _	Single pedestal credenza (RH), two lateral file drawers (locking), legal or letter filing, one wire mgmt grommet in back panel, 40 3/4"W kneespace 21" x 72" x 30"H (275 lbs)	<b>\$3720</b>
<b>55DCSPR72LF-24</b>	24" x 72" x 30"H	<b>\$4144</b>
<b>55DCSPR66LF</b> _	Single pedestal credenza (RH), two lateral file drawers (locking), legal or letter filing, one wire mgmt grommet in back panel, 34 3/4"W kneespace 21" x 66" x 30"H (260 lbs)	<b>\$3469</b>
<b>55DCSPR66LF-24</b>	24" x 66" x 30"H	<b>\$3857</b>

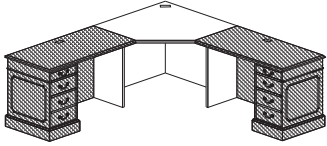


<b>55DCSPR72</b> _	Single pedestal credenza (RH), pencil/box/file pedestal (locking), one wire mgmt grommet in back panel, 54"W kneespace 21" x 72" x 30"H (220 lbs)	<b>\$3748</b>
<b>55DCSPR72-24</b>	24" x 72" x 30"H	<b>\$4168</b>
<b>55DCSPR66</b> _	Single pedestal credenza (RH), pencil/box/file pedestal (locking), one wire mgmt grommet in back panel, 48"W kneespace 21" x 66" x 30"H (205 lbs)	<b>\$3584</b>
<b>55DCSPR66-24</b>	24" x 66" x 30"H	<b>\$3973</b>
<b>55DCSPR60</b> _	Single pedestal credenza (RH), pencil/box/file pedestal (locking), one wire mgmt grommet in back panel, 42"W kneespace 21" x 60" x 30"H (195 lbs)	<b>\$3510</b>
<b>55DCSPR60-24</b>	24" x 60" x 30"H	<b>\$3864</b>

# GEORGIAN SERIES

List Price

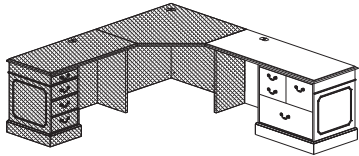
## Corner Configurations - Connecting Corners



**55CWS42\_** \$2670  
 Corner unit - 42", one computer grommet  
 42" x 42" x 30"H (160 lbs)

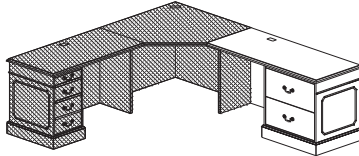
**55CWS36\_** \$2206  
 Corner unit - 36", one computer grommet  
 36" x 36" x 30"H (140 lbs)

## Corner Configurations - Connecting Units



**55ERR60FCCU\_** \$3148  
 Executive height return (RH), file center pedestal (locking), two box, one file drawer top, one lateral file drawer bottom, one wire mgmt grommet, 30"W kneespace  
 24" x 60" x 30"H (195 lbs)

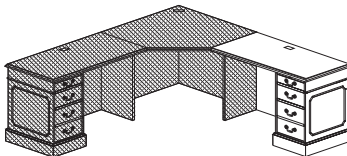
**55ERR54FCCU\_** \$3012  
 Executive height return (RH), file center pedestal (locking), two box, one file drawer top, one lateral file drawer bottom, one wire mgmt grommet, 24"W kneespace  
 24" x 54" x 30"H (180 lbs)



**55ERR60LFCU\_** \$3039  
 Executive height return (RH), two lateral file drawers (locking), one wire mgmt grommet, 30"W kneespace  
 24" x 60" x 30"H (195 lbs)

**55ERR54LFCU\_** \$2903  
 Executive height return (RH), two lateral file drawers (locking), one wire mgmt grommet, 24"W kneespace  
 24" x 54" x 30"H (180 lbs)

**55ERR72CU\_** \$2996  
 Executive height return (RH), pencil/box/file pedestal (locking), 1/2 support panel on connection end, one wire mgmt grommet, 54"W kneespace  
 24" x 72" x 30"H (225 lbs)



**55ERR48CU\_** \$2360  
 Executive height return (RH), pencil/box/file pedestal (locking), one wire mgmt grommet, 31"W kneespace  
 24" x 48" x 30"H (150 lbs)

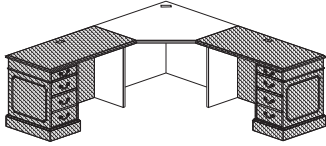
**55ERR42CU\_** \$2157  
 Executive height return (RH), pencil/box/file pedestal (locking), one wire mgmt grommet, 25"W kneespace  
 24" x 42" x 30"H (140 lbs)

**55ERR36CU\_** \$1984  
 Executive height return (RH), pencil/box/file pedestal (locking), one wire mgmt grommet, 19"W kneespace  
 24" x 36" x 30"H (120 lbs)

# GEORGIAN SERIES

List Price

## Corner Configurations - Connecting Corners



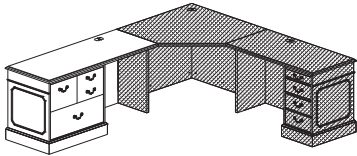
**55CWS42\_**  
 Corner unit - 42", one computer grommet  
 42" x 42" x 30"H (160 lbs)

\$2670

**55CWS36\_**  
 Corner unit - 36", one computer grommet  
 36" x 36" x 30"H (140 lbs)

\$2206

## Corner Configurations - Connecting Units

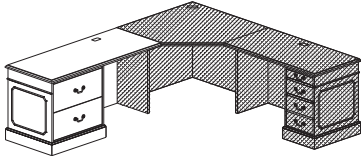


**55ERL60FCCU\_ \_**  
 Executive height return (LH), file center pedestal (locking), two box, one file drawer top, one lateral file drawer bottom, one wire mgmt grommet, 30"W kneespace  
 24" x 60" x 30"H (195 lbs)

\$3148

**55ERL54FCCU\_ \_**  
 Executive height return (LH), file center pedestal (locking), two box, one file drawer top, one lateral file drawer bottom, one wire mgmt grommet, 24"W kneespace  
 24" x 54" x 30"H (180 lbs)

\$3012



**55ERL60LFCU\_ \_**  
 Executive height return (LH), two lateral file drawers (locking), one wire mgmt grommet, 30"W kneespace  
 24" x 60" x 30"H (195 lbs)

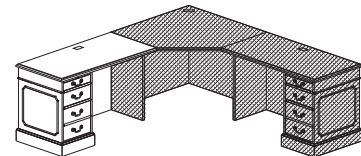
\$3039

**55ERL54LFCU\_ \_**  
 Executive height return (LH), two lateral file drawers (locking), one wire mgmt grommet, 24"W kneespace  
 24" x 54" x 30"H (180 lbs)

\$2903

**55ERL72CU\_ \_**  
 Executive height return (LH), pencil/box/file pedestal (locking), 1/2 support panel on connection end, one wire mgmt grommet, 54"W kneespace  
 24" x 72" x 30"H (225 lbs)

\$2996



**55ERL48CU\_ \_**  
 Executive height return (LH), pencil/box/file pedestal (locking), one wire mgmt grommet, 31"W kneespace  
 24" x 48" x 30"H (150 lbs)

\$2360

**55ERL42CU\_ \_**  
 Executive height return (LH), pencil/box/file pedestal (locking), one wire mgmt grommet, 25"W kneespace  
 24" x 42" x 30"H (140 lbs)

\$2157

**55ERL36CU\_ \_**  
 Executive height return (LH), pencil/box/file pedestal (locking), one wire mgmt grommet, 19"W kneespace  
 24" x 36" x 30"H (120 lbs)


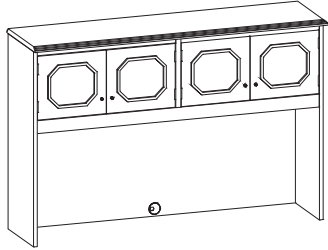
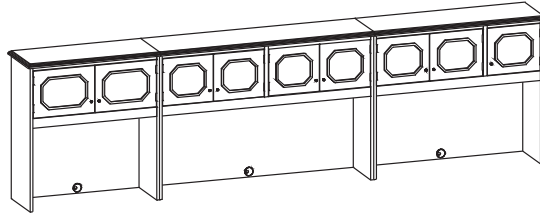
\$1984

# GEORGIAN SERIES

List Price

## Modular Overhead Storage Units

Modular hutches are used when you are ganging units together. Left units are used on the left side of the desk (flat or modular on right hand side), right units are used on right side of the desk (flat or modular on left hand side), and center units are used between a right and left hand unit (flat or modular on both sides)



**55MH70(R,L or C)\_ \_** **\$3342**

Overhead storage unit with hinged wood doors, two storage areas behind four hinged doors (non-locking), two wire mgmt access grommets in center back panel  
22" clearance between apron rail & worksurface  
15" x 70" x 39"H (210 lbs)

**55MH58(R,L or C)\_ \_** **\$3087**

Overhead storage unit with hinged wood doors, two storage areas behind four hinged doors (non-locking), two wire mgmt access grommets in center back panel  
22" clearance between apron rail & worksurface  
15" x 58" x 39"H (175 lbs)

**55MH46(R,L or C)\_ \_** **\$2849**

Overhead storage unit with hinged wood doors, two storage areas behind three hinged doors (non-locking), two wire mgmt access grommets in center back panel  
22" clearance between apron rail & worksurface  
15" x 46" x 39"H (140 lbs)

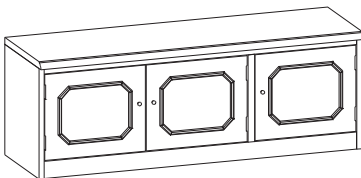
**55MH40(R,L or C)\_ \_** **\$2712**

Overhead storage unit with hinged wood doors, one storage area behind two hinged doors (non-locking), two wire mgmt access grommets in center back panel  
22" clearance between apron rail & worksurface  
15" x 40" x 39"H (125 lbs)

**55MH35(R,L or C)\_ \_** **\$2558**

Overhead storage unit with hinged wood doors, one storage area behind two hinged doors (non-locking), two wire mgmt access grommets in center back panel  
22" clearance between apron rail & worksurface  
15" x 35" x 39"H (105 lbs)

## Wall Mounted Storage Units



**55WM48\_ \_** **\$1643**

Wall mounted storage unit with three hinged doors  
16" x 48" x 16"H (89 lbs) \*\*attaching wall bracket included

**55WM42\_ \_** **\$1391**

Wall mounted storage unit with three hinged doors  
16" x 42" x 16"H (80 lbs) \*\*attaching wall bracket included

**55WM36\_ \_** **\$1231**

Wall mounted storage unit with two hinged doors  
16" x 36" x 16"H (70 lbs) \*\*attaching wall bracket included

**55WM30\_ \_** **\$1160**

Wall mounted storage unit with two hinged doors  
16" x 30" x 16"H (60 lbs) \*\*attaching wall bracket included

## Accessories



**TB48-12** **\$321**

Fabric tackboard, (COM, Grade A, Grade B) 3/4" x 48" x 12"H (18 lbs)

**TB42-12** **\$275**

Fabric tackboard, (COM, Grade A, Grade B) 3/4" x 42" x 12"H (17 lbs)

**TB36-12** **\$239**

Fabric tackboard, (COM, Grade A, Grade B) 3/4" x 36" x 12"H (16 lbs)

**TB30-12** **\$218**

Fabric tackboard, (COM, Grade A, Grade B) 3/4" x 30" x 12"H (15 lbs)

**TL48** **\$231**

Task light (UL approved), 6" x 48" x 1 1/2"H (15 lbs)

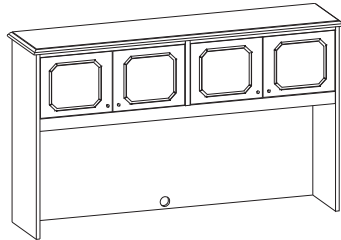
**TL24** **\$199**

Task light (UL approved), 6" x 24" x 1 1/2"H (10 lbs)

# GEORGIAN SERIES

List Price

## Overhead Storage Units



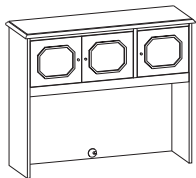
**55HC82\_ \_** **\$3529**  
 Overhead storage unit with hinged wood doors, two storage areas behind four hinged doors (non-locking), two wire mgmt access grommets in center back panel  
 22" clearance between apron rail & worksurface  
 15" x 81" x 39"H (253 lbs)

**55HC76\_ \_** **\$3387**  
 Overhead storage unit with hinged wood doors, two storage areas behind four hinged doors (non-locking), two wire mgmt access grommets in center back panel  
 22" clearance between apron rail & worksurface  
 15" x 75" x 39"H (235 lbs)

**55HC70\_ \_** **\$3349**  
 Overhead storage unit with hinged wood doors, two storage areas behind four hinged doors (non-locking), two wire mgmt access grommets in center back panel  
 22" clearance between apron rail & worksurface  
 15" x 69" x 39"H (215 lbs)

**55HC64\_ \_** **\$3117**  
 Overhead storage unit with hinged wood doors, two storage areas behind four hinged doors (non-locking), two wire mgmt access grommets in center back panel  
 22" clearance between apron rail & worksurface  
 15" x 63" x 39"H (200 lbs)

**55HC58\_ \_** **\$2876**  
 Overhead storage unit with hinged wood doors, two storage areas behind four hinged doors (non-locking), two wire mgmt access grommets in center back panel  
 22" clearance between apron rail & worksurface  
 15" x 57" x 39"H (188 lbs)



**55HC46\_ \_** **\$2525**  
 Overhead storage unit with hinged wood doors, two storage areas behind three hinged doors (non-locking), two wire mgmt access grommets in center back panel  
 22" clearance between apron rail & worksurface  
 15" x 45" x 39"H (145 lbs)

**55HC40\_ \_** **\$2282**  
 Overhead storage unit with hinged wood doors, two storage areas behind three hinged doors (non-locking), two wire mgmt access grommets in center back panel  
 22" clearance between apron rail & worksurface  
 15" x 39" x 39"H (130 lbs)

## Accessories



**TB77** **\$507**  
 Fabric tackboard, (COM, Grade A, Grade B) 3/4" x 77" x 15 1/2"H (20 lbs)

**TB71** **\$480**  
 Fabric tackboard, (COM, Grade A, Grade B) 3/4" x 71" x 15 1/2"H (18 lbs)

**TB65** **\$429**  
 Fabric tackboard, (COM, Grade A, Grade B) 3/4" x 65" x 15 1/2"H (16 lbs)

**TB59** **\$414**  
 Fabric tackboard, (COM, Grade A, Grade B) 3/4" x 59" x 15 1/2"H (14 lbs)

**TB53** **\$366**  
 Fabric tackboard, (COM, Grade A, Grade B) 3/4" x 53" x 15 1/2"H (12 lbs)

**TB41** **\$292**  
 Fabric tackboard, (COM, Grade A, Grade B) 3/4" x 41" x 15 1/2"H (11 lbs)

**TB35** **\$250**  
 Fabric tackboard, (COM, Grade A, Grade B) 3/4" x 35" x 15 1/2"H (10 lbs)



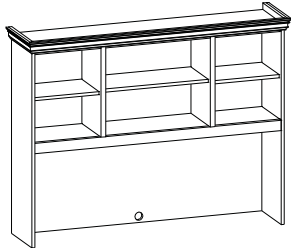
**TL48** **\$231**  
 Task light (UL approved), 6" x 48" x 1 1/2"H (15 lbs)

**TL24** **\$199**  
 Task light (UL approved), 6" x 24" x 1 1/2"H (10 lbs)

# GEORGIAN SERIES

List Price

## Hutches

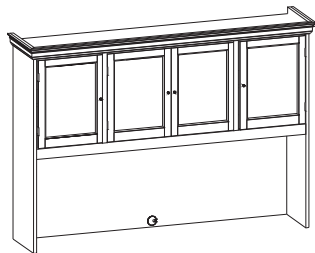


**55HO81-O** **\$3758**  
 Overhead storage unit, open, three storage areas, one adjustable shelf per section, cornice top, two wire mgmt access grommets in center back panel  
 23 1/2" clearance between apron rail & worksurface  
 15 1/2" x 81" x 50"H (280 lbs)

**55HO69-O** **\$3476**  
 Overhead storage unit, open, three storage areas, one adjustable shelf per section, cornice top, two wire mgmt access grommets in center back panel  
 23 1/2" clearance between apron rail & worksurface  
 15 1/2" x 69" x 50"H (210 lbs)

**55HO63-O** **\$3184**  
 Overhead storage unit, open, three storage areas, one adjustable shelf per section, cornice top, two wire mgmt access grommets in center back panel  
 23 1/2" clearance between apron rail & worksurface  
 15 1/2" x 63" x 50"H (180 lbs)

**55HO57-O** **\$2902**  
 Overhead storage unit, open, three storage areas, one adjustable shelf per section, cornice top, two wire mgmt access grommets in center back panel  
 23 1/2" clearance between apron rail & worksurface  
 15 1/2" x 57" x 50"H (165 lbs)



**55HO81-W** **\$4843**  
 Overhead storage unit with hinged wood doors, three storage areas behind four hinged doors, one adjustable shelf per section, cornice top, two wire mgmt access grommets in center back panel  
 23 1/2" clearance between apron rail & worksurface  
 15 1/2" x 81" x 50"H (280 lbs)

**55HO69-W** **\$4257**  
 Overhead storage unit with hinged wood doors, three storage areas behind four hinged doors, one adjustable shelf per section, cornice top, two wire mgmt access grommets in center back panel  
 23 1/2" clearance between apron rail & worksurface  
 15 1/2" x 69" x 50"H (210 lbs)

**55HO63-W** **\$3964**  
 Overhead storage unit with hinged wood doors, three storage areas behind four hinged doors, one adjustable shelf per section, cornice top, two wire mgmt access grommets in center back panel  
 23 1/2" clearance between apron rail & worksurface  
 15 1/2" x 63" x 50"H (180 lbs)

**55HO57-W** **\$3761**  
 Overhead storage unit with hinged wood doors, three storage areas behind four hinged doors, one adjustable shelf per section, cornice top, two wire mgmt access grommets in center back panel  
 23 1/2" clearance between apron rail & worksurface  
 15 1/2" x 57" x 50"H (165 lbs)

## Accessories



**TB77** **\$507**  
 Fabric tackboard, (COM, Grade A, Grade B) 3/4" x 77" x 15 1/2"H (20 lbs)

**TB65** **\$429**  
 Fabric tackboard, (COM, Grade A, Grade B) 3/4" x 65" x 15 1/2"H (16 lbs)

**TB59** **\$414**  
 Fabric tackboard, (COM, Grade A, Grade B) 3/4" x 59" x 15 1/2"H (14 lbs)

**TB53** **\$366**  
 Fabric tackboard, (COM, Grade A, Grade B) 3/4" x 53" x 15 1/2"H (12 lbs)



**TL48** **\$231**  
 Task light (UL approved), 6" x 48" x 1 1/2"H (15 lbs)

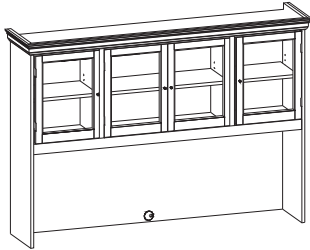
**TL24** **\$199**  
 Task light (UL approved), 6" x 24" x 1 1/2"H (10 lbs)



# GEORGIAN SERIES

List Price

## Hutches

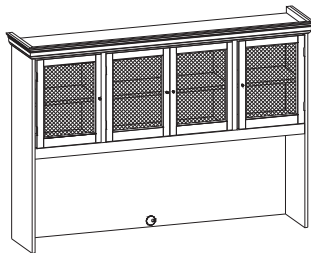


**55HO81-G** **\$4469**  
 Overhead storage unit with hinged glass doors, three storage areas behind four hinged doors, one adjustable shelf per section, cornice top, two wire mgmt access grommets in center back panel  
 23 1/2" clearance between apron rail & worksurface  
 15 1/2" x 81" x 50"H (280 lbs)

**55HO69-G** **\$4155**  
 Overhead storage unit with hinged glass doors, three storage areas behind four hinged doors, one adjustable shelf per section, cornice top, two wire mgmt access grommets in center back panel  
 23 1/2" clearance between apron rail & worksurface  
 15 1/2" x 69" x 50"H (210 lbs)

**55HO63-G** **\$3870**  
 Overhead storage unit with hinged glass doors, three storage areas behind four hinged doors, one adjustable shelf per section, cornice top, two wire mgmt access grommets in center back panel  
 23 1/2" clearance between apron rail & worksurface  
 15 1/2" x 63" x 50"H (180 lbs)

**55HO57-G** **\$3611**  
 Overhead storage unit with hinged glass doors, three storage areas behind four hinged doors, one adjustable shelf per section, cornice top, two wire mgmt access grommets in center back panel  
 23 1/2" clearance between apron rail & worksurface  
 15 1/2" x 57" x 50"H (165 lbs)



**55HO81-M** **\$4870**  
 Overhead storage unit with hinged woven wire mesh doors, three storage areas behind four hinged doors, one adjustable shelf per section, cornice top, two wire mgmt access grommets in center back panel  
 23 1/2" clearance between apron rail & worksurface  
 15 1/2" x 81" x 50"H (280 lbs)

**55HO69-M** **\$4562**  
 Overhead storage unit with hinged woven wire mesh doors, three storage areas behind four hinged doors, one adjustable shelf per section, cornice top, two wire mgmt access grommets in center back panel  
 23 1/2" clearance between apron rail & worksurface  
 15 1/2" x 69" x 50"H (210 lbs)

**55HO63-M** **\$4248**  
 Overhead storage unit with hinged woven wire mesh doors, three storage areas behind four hinged doors, one adjustable shelf per section, cornice top, two wire mgmt access grommets in center back panel  
 23 1/2" clearance between apron rail & worksurface  
 15 1/2" x 63" x 50"H (180 lbs)

**55HO57-M** **\$4079**  
 Overhead storage unit with hinged woven wire mesh doors, three storage areas behind four hinged doors, one adjustable shelf per section, cornice top, two wire mgmt access grommets in center back panel  
 23 1/2" clearance between apron rail & worksurface  
 15 1/2" x 57" x 50"H (165 lbs)

## Accessories



**TB77** **\$507**  
 Fabric tackboard, (COM, Grade A, Grade B) 3/4" x 77" x 15 1/2"H (20 lbs)

**TB65** **\$429**  
 Fabric tackboard, (COM, Grade A, Grade B) 3/4" x 65" x 15 1/2"H (16 lbs)

**TB59** **\$414**  
 Fabric tackboard, (COM, Grade A, Grade B) 3/4" x 59" x 15 1/2"H (14 lbs)

**TB53** **\$366**  
 Fabric tackboard, (COM, Grade A, Grade B) 3/4" x 53" x 15 1/2"H (12 lbs)



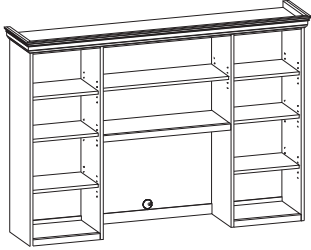
**TL48** **\$231**  
 Task light (UL approved), 6" x 48" x 1 1/2"H (15 lbs)

**TL24** **\$199**  
 Task light (UL approved), 6" x 24" x 1 1/2"H (10 lbs)

# GEORGIAN SERIES

List Price

## Hutches

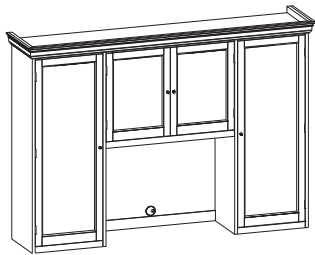


**55HC81-O** **\$4494**  
 Open hutch, three storage areas, three adjustable shelves in outer sections, one adjustable shelf in center section, cornice top, two wire mgmt access grommets in center back panel  
 23 1/2" clearance between apron rail & worksurface  
 15 1/2" x 81" x 50"H (210 lbs)

**55HC69-O** **\$3857**  
 Open hutch, three storage areas, three adjustable shelves in outer sections, one adjustable shelf in center section, cornice top, two wire mgmt access grommets in center back panel  
 23 1/2" clearance between apron rail & worksurface  
 15 1/2" x 69" x 50"H (210 lbs)

**55HC63-O** **\$3539**  
 Open hutch, three storage areas, three adjustable shelves in outer sections, one adjustable shelf in center section, cornice top, two wire mgmt access grommets in center back panel  
 23 1/2" clearance between apron rail & worksurface  
 15 1/2" x 63" x 50"H (180 lbs)

**55HC57-O** **\$3220**  
 Open hutch, three storage areas, three adjustable shelves in outer sections, one adjustable shelf in center section, cornice top, two wire mgmt access grommets in center back panel  
 23 1/2" clearance between apron rail & worksurface  
 15 1/2" x 57" x 50"H (165 lbs)



**55HC81-W** **\$6335**  
 Hutch, hinged wooden doors (non-locking), three storage areas, three adjustable shelves in outer sections, one adjustable shelf in center section, cornice top, two wire mgmt access grommets in center back panel, 23 1/2" clearance between apron rail & worksurface  
 15 1/2" x 81" x 50"H (280 lbs)

**55HC69-W** **\$5835**  
 Hutch, hinged wooden doors (non-locking), three storage areas, three adjustable shelves in outer sections, one adjustable shelf in center section, cornice top, two wire mgmt access grommets in center back panel, 23 1/2" clearance between apron rail & worksurface  
 15 1/2" x 69" x 50"H (210 lbs)

**55HC63-W** **\$5335**  
 Hutch, hinged wooden doors (non-locking), three storage areas, three adjustable shelves in outer sections, one adjustable shelf in center section, cornice top, two wire mgmt access grommets in center back panel, 23 1/2" clearance between apron rail & worksurface  
 15 1/2" x 63" x 50"H (180 lbs)

**55HC57-W** **\$4834**  
 Hutch, hinged wooden doors (non-locking), three storage areas, three adjustable shelves in outer sections, one adjustable shelf in center section, cornice top, two wire mgmt access grommets in center back panel, 23 1/2" clearance between apron rail & worksurface  
 15 1/2" x 57" x 50"H (165 lbs)

## Accessories



**TB43** **\$293**  
 Fabric tackboard, (COM, Grade A, Grade B) 3/4" x 43" x 15 1/2"H (20 lbs)

**TB31** **\$210**  
 Fabric tackboard, (COM, Grade A, Grade B) 3/4" x 31" x 15 1/2"H (16 lbs)

**TB25** **\$171**  
 Fabric tackboard, (COM, Grade A, Grade B) 3/4" x 25" x 15 1/2"H (14 lbs)

**TB19** **\$134**  
 Fabric tackboard, (COM, Grade A, Grade B) 3/4" x 19" x 15 1/2"H (12 lbs)



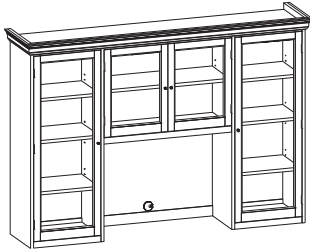
**TL48** **\$231**  
 Task light (UL approved), 6" x 48" x 1 1/2"H (15 lbs)

**TL24** **\$199**  
 Task light (UL approved), 6" x 24" x 1 1/2"H (10 lbs)

# GEORGIAN SERIES

List Price

## Hutches

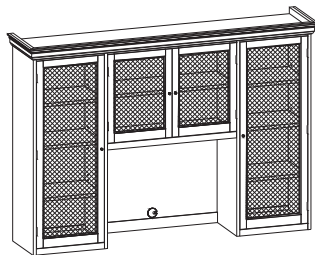


**55HC81-G** **\$5927**  
 Hutch, hinged glass doors (non-locking), three storage areas, three adjustable shelves in outer sections, one adjustable shelf in center section, cornice top, two wire mgmt access grommets in center back panel, 23 1/2" clearance between apron rail & worksurface  
 15 1/2" x 81" x 50"H (280 lbs)

**55HC69-G** **\$5519**  
 Hutch, hinged glass doors (non-locking), three storage areas, three adjustable shelves in outer sections, one adjustable shelf in center section, cornice top, two wire mgmt access grommets in center back panel, 23 1/2" clearance between apron rail & worksurface  
 15 1/2" x 69" x 50"H (210 lbs)

**55HC63-G** **\$5063**  
 Hutch, hinged glass doors (non-locking), three storage areas, three adjustable shelves in outer sections, one adjustable shelf in center section, cornice top, two wire mgmt access grommets in center back panel, 23 1/2" clearance between apron rail & worksurface  
 15 1/2" x 63" x 50"H (180 lbs)

**55HC57-G** **\$4814**  
 Hutch, hinged glass doors (non-locking), three storage areas, three adjustable shelves in outer sections, one adjustable shelf in center section, cornice top, two wire mgmt access grommets in center back panel, 23 1/2" clearance between apron rail & worksurface  
 15 1/2" x 57" x 50"H (165 lbs)



**55HC81-M** **\$6586**  
 Hutch, hinged woven mesh doors (non-locking), three storage areas, three adjustable shelves in outer sections, one adjustable shelf in center section, cornice top, two wire mgmt access grommets in center back panel, 23 1/2" clearance between apron rail & worksurface  
 15 1/2" x 81" x 50"H (280 lbs)

**55HC69-M** **\$6346**  
 Hutch, hinged woven mesh doors (non-locking), three storage areas, three adjustable shelves in outer sections, one adjustable shelf in center section, cornice top, two wire mgmt access grommets in center back panel, 23 1/2" clearance between apron rail & worksurface  
 15 1/2" x 69" x 50"H (210 lbs)

**55HC63-M** **\$5820**  
 Hutch, hinged woven mesh doors (non-locking), three storage areas, three adjustable shelves in outer sections, one adjustable shelf in center section, cornice top, two wire mgmt access grommets in center back panel, 23 1/2" clearance between apron rail & worksurface  
 15 1/2" x 63" x 50"H (180 lbs)

**55HC57-M** **\$5578**  
 Hutch, hinged woven mesh doors (non-locking), three storage areas, three adjustable shelves in outer sections, one adjustable shelf in center section, cornice top, two wire mgmt access grommets in center back panel, 23 1/2" clearance between apron rail & worksurface  
 15 1/2" x 57" x 50"H (165 lbs)

## Accessories



**TB43** **\$293**  
 Fabric tackboard, (COM, Grade A, Grade B) 3/4" x 43" x 15 1/2"H (20 lbs)

**TB31** **\$210**  
 Fabric tackboard, (COM, Grade A, Grade B) 3/4" x 31" x 15 1/2"H (16 lbs)

**TB25** **\$171**  
 Fabric tackboard, (COM, Grade A, Grade B) 3/4" x 25" x 15 1/2"H (14 lbs)

**TB19** **\$134**  
 Fabric tackboard, (COM, Grade A, Grade B) 3/4" x 19" x 15 1/2"H (12 lbs)



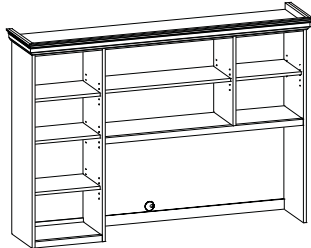
**TL48** **\$231**  
 Task light (UL approved), 6" x 48" x 1 1/2"H (15 lbs)

**TL24** **\$199**  
 Task light (UL approved), 6" x 24" x 1 1/2"H (10 lbs)

# GEORGIAN SERIES

List Price

## Hutches



(Left version shown)

**55HR81-O\_ (right)** \$4277

**55HL81-O\_ (left)**

Open hutch, three storage areas, three adjustable shelves in outer riser section, one adjustable shelf in each upper overhead section, cornice top, two wire mgmt access grommets in center back panel  
23 1/2" clearance between apron rail & worksurface  
15 1/2" x 81" x 50"H (lbs)

**55HR69-O\_ (right)** \$3666

**55HL69-O\_ (left)**

Open hutch, three storage areas, three adjustable shelves in outer riser section, one adjustable shelf in each upper overhead section, cornice top, two wire mgmt access grommets in center back panel  
23 1/2" clearance between apron rail & worksurface  
15 1/2" x 69" x 50"H (lbs)

**55HR63-O\_ (right)** \$3362

**55HL63-O\_ (left)**

Open hutch, three storage areas, three adjustable shelves in outer riser section, one adjustable shelf in each upper overhead section, cornice top, two wire mgmt access grommets in center back panel  
23 1/2" clearance between apron rail & worksurface  
15 1/2" x 63" x 50"H (lbs)

**55HR57-O\_ (right)** \$3056


**55HL57-O\_ (left)**

Open hutch, three storage areas, three adjustable shelves in outer riser section, one adjustable shelf in each upper overhead section, cornice top, two wire mgmt access grommets in center back panel  
23 1/2" clearance between apron rail & worksurface  
15 1/2" x 57" x 50"H (lbs)

**55HR81-W\_ (right)** \$5839

**55HL81-W\_ (left)**

Hutch, hinged wooden doors (non-locking), three storage areas, three adjustable shelves in outer riser section, one adjustable shelf in each upper overhead section, cornice top, two wire mgmt access grommets in center back panel, 23 1/2" clearance between apron rail & worksurface  
15 1/2" x 81" x 50"H (lbs)



(Left version shown)

**55HR69-W\_ (right)** \$5047

**55HL69-W\_ (left)**

Hutch, hinged wooden doors (non-locking), three storage areas, three adjustable shelves in outer riser section, one adjustable shelf in each upper overhead section, cornice top, two wire mgmt access grommets in center back panel, 23 1/2" clearance between apron rail & worksurface  
15 1/2" x 69" x 50"H (lbs)

**55HR63-W\_ (right)** \$4649

**55HL63-W\_ (left)**

Hutch, hinged wooden doors (non-locking), three storage areas, three adjustable shelves in outer riser section, one adjustable shelf in each upper overhead section, cornice top, two wire mgmt access grommets in center back panel, 23 1/2" clearance between apron rail & worksurface  
15 1/2" x 63" x 50"H (lbs)

**55HR57-W\_ (right)** \$4253

**55HL57-W\_ (left)**

Hutch, hinged wooden doors (non-locking), three storage areas, three adjustable shelves in outer riser section, one adjustable shelf in each upper overhead section, cornice top, two wire mgmt access grommets in center back panel, 23 1/2" clearance between apron rail & worksurface  
15 1/2" x 57" x 50"H (lbs)

## Accessories



**TB59** \$414

Fabric tackboard, (COM, Grade A, Grade B) 3/4" x 59" x 15 1/2"H (14 lbs)

**TB47** \$363

Fabric tackboard, (COM, Grade A, Grade B) 3/4" x 47" x 15 1/2"H (16 lbs)

**TB41** \$292

Fabric tackboard, (COM, Grade A, Grade B) 3/4" x 41" x 15 1/2"H (11 lbs)

**TB36** \$250

Fabric tackboard, (COM, Grade A, Grade B) 3/4" x 36" x 15 1/2"H (10 lbs)



**TL48** \$231

Task light (UL approved), 6" x 48" x 1 1/2"H (15 lbs)


**TL24** \$199

Task light (UL approved), 6" x 24" x 1 1/2"H (10 lbs)

# GEORGIAN SERIES

List Price

## Hutches



(Left version shown)

**55HR81-G\_ (right)** \$5313

**55HL81-G\_ (left)**

Hutch, hinged glass doors (non-locking), three storage areas, three adjustable shelves in outer riser section, one adjustable shelf in each upper overhead section, cornice top, two wire mgmt access grommets in center back panel, 23 1/2" clearance between apron rail & worksurface  
15 1/2" x 81" x 50"H (lbs)

**55HR69-G\_ (right)** \$4778

**55HL69-G\_ (left)**

Hutch, hinged glass doors (non-locking), three storage areas, three adjustable shelves in outer riser section, one adjustable shelf in each upper overhead section, cornice top, two wire mgmt access grommets in center back panel, 23 1/2" clearance between apron rail & worksurface  
15 1/2" x 69" x 50"H (lbs)

**55HR63-G\_ (right)** \$4382

**55HL63-G\_ (left)**

Hutch, hinged glass doors (non-locking), three storage areas, three adjustable shelves in outer riser section, one adjustable shelf in each upper overhead section, cornice top, two wire mgmt access grommets in center back panel, 23 1/2" clearance between apron rail & worksurface  
15 1/2" x 63" x 50"H (lbs)

**55HR57-G\_ (right)** \$3931

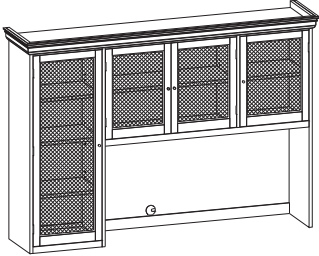
**55HL57-G\_ (left)**

Hutch, hinged glass doors (non-locking), three storage areas, three adjustable shelves in outer riser section, one adjustable shelf in each upper overhead section, cornice top, two wire mgmt access grommets in center back panel, 23 1/2" clearance between apron rail & worksurface  
15 1/2" x 57" x 50"H (lbs)

**55HR81-M\_ (right)** \$6459

**55HL81-M\_ (left)**

Hutch, hinged woven wire mesh doors (non-locking), three storage areas, three adjustable shelves in outer riser section, one adjustable shelf in each upper overhead section, cornice top, two wire mgmt access grommets in center back panel, 23 1/2" clearance between apron rail & worksurface  
15 1/2" x 81" x 50"H (lbs)



(Left version shown)

**55HR69-M\_ (right)** \$5532

**55HL69-M\_ (left)**

Hutch, hinged woven wire mesh doors (non-locking), three storage areas, three adjustable shelves in outer riser section, one adjustable shelf in each upper overhead section, cornice top, two wire mgmt access grommets in center back panel, 23 1/2" clearance between apron rail & worksurface  
15 1/2" x 69" x 50"H (lbs)

**55HR63-M\_ (right)** \$5113

**55HL63-M\_ (left)**

Hutch, hinged woven wire mesh doors (non-locking), three storage areas, three adjustable shelves in outer riser section, one adjustable shelf in each upper overhead section, cornice top, two wire mgmt access grommets in center back panel, 23 1/2" clearance between apron rail & worksurface  
15 1/2" x 63" x 50"H (lbs)

**55HR57-M\_ (right)** \$4717

**55HL57-M\_ (left)**

Hutch, hinged woven wire mesh doors (non-locking), three storage areas, three adjustable shelves in outer riser section, one adjustable shelf in each upper overhead section, cornice top, two wire mgmt access grommets in center back panel, 23 1/2" clearance between apron rail & worksurface  
15 1/2" x 57" x 50"H (lbs)

## Accessories



**TB59** \$414

Fabric tackboard, (COM, Grade A, Grade B) 3/4" x 59" x 15 1/2"H (14 lbs)

**TB47** \$363

Fabric tackboard, (COM, Grade A, Grade B) 3/4" x 47" x 15 1/2"H (16 lbs)

**TB41** \$292

Fabric tackboard, (COM, Grade A, Grade B) 3/4" x 41" x 15 1/2"H (11 lbs)

**TB36** \$250

Fabric tackboard, (COM, Grade A, Grade B) 3/4" x 36" x 15 1/2"H (10 lbs)



**TL48** \$231

Task light (UL approved), 6" x 48" x 1 1/2"H (15 lbs)

**TL24** \$199

Task light (UL approved), 6" x 24" x 1 1/2"H (10 lbs)

# GEORGIAN SERIES

List Price

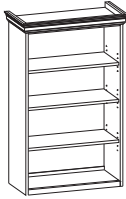
## Bookcases

		<p><b>55BCO-84_ _</b> <span style="float: right;"><b>\$2996</b></span>            Open bookcase with four adjustable and two fixed shelves (bottom &amp; middle)            15 1/2" x 38" x 84"H (225 lbs) <b>**unit must be permanently attached to wall</b></p>
		<p><b>55BCO-72_ _</b> <span style="float: right;"><b>\$2932</b></span>            Open bookcase with three adjustable and two fixed shelves (bottom &amp; middle)            15 1/2" x 38" x 72"H (196 lbs)</p>
		<p><b>55BCO-52_ _</b> <span style="float: right;"><b>\$1916</b></span>            Open bookcase with three adjustable and one fixed bottom shelf            15 1/2" x 38" x 52"H (140 lbs)</p>
		<p><b>55BCO-30_ _</b> <span style="float: right;"><b>\$1473</b></span>            Open bookcase with one adjustable and one fixed bottom shelf            21" x 30 1/2" x 30"H (85 lbs)</p>
		<p><b>55BC-G_ _</b> <span style="float: right;"><b>\$2571</b></span>            Bookcase with glass doors (non-locking), three adjustable shelves and one fixed shelf (bottom)            15 1/2" x 38" x 52"H (150 lbs)</p>
		<p><b>55BC-W_ _</b> <span style="float: right;"><b>\$2735</b></span>            Bookcase with wood doors (non-locking), three adjustable shelves and one fixed shelf (bottom)            15 1/2" x 38" x 52"H (150 lbs)</p>
		<p><b>55BC-M_ _</b> <span style="float: right;"><b>\$3267</b></span>            Bookcase with woven wire mesh grille doors (non-locking), three adjustable shelves and one fixed shelf (bottom)            15 1/2" x 38" x 52"H (150 lbs)</p>
		<p><b>55BC2-O_ _</b> <span style="float: right;"><b>\$3754</b></span>            Double unit open bookcase with three adjustable shelves and one fixed shelf (bottom) in each section            15 1/2" x 60" x 52"H (230 lbs)</p>
		<p><b>55BC2-G_ _</b> <span style="float: right;"><b>\$4630</b></span>            Double unit bookcase with glass doors, three adjustable shelves and one fixed shelf (bottom) in each section            15 1/2" x 60" x 52"H (250 lbs)</p>
		<p><b>55BC2-W_ _</b> <span style="float: right;"><b>\$4928</b></span>            Double unit bookcase with wood doors, three adjustable shelves and one fixed shelf (bottom) in each section            15 1/2" x 60" x 52"H (250 lbs)</p>
		<p><b>55BC2-M_ _</b> <span style="float: right;"><b>\$5303</b></span>            Double unit bookcase with woven wire mesh grille doors, three adjustable shelves and one fixed shelf (bottom) in each section            15 1/2" x 60" x 52"H (250 lbs)</p>

# GEORGIAN SERIES

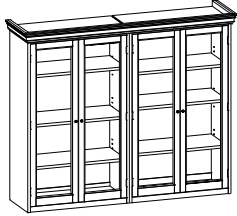
List Price

## Hutches



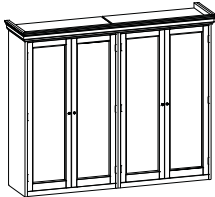
55OSU1-32-O	Open (shown)	\$1688
55OSU1-32-G _	Glass doors (non-locking)	\$2303
55OSU1-32-W _	Wood doors (non-locking)	\$2449
55OSU1-32-M _	Woven wire mesh grille doors (non-locking)	\$2692

Single unit hutch with three adjustable shelves per section, cornice top  
 \*\*properly fits on 32" wide lower unit  
 15 1/2" x 31 1/2" x 50"H (110 lbs)  
 Optional locking doors (LK) - add \$60 list per set of doors




55OSU2-60-O	Open	\$3477
55OSU2-60-G _	Glass doors (non-locking) (shown)	\$4413
55OSU2-60-W _	Wood doors (non-locking)	\$4704
55OSU2-60-M _	Woven wire mesh grille doors (non-locking)	\$5191

Double unit hutch with three adjustable shelves per section, cornice top  
 \*\*properly fits on 60" wide lower unit  
 \*\*ships in three (3) pieces  
 15 1/2" x 59 1/2" x 50"H (220 lbs)  
 Optional locking doors (LK) - add \$60 list per set of doors



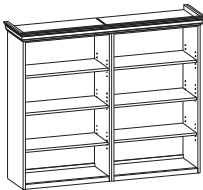
55OSU2-66-O	Open	\$3867
55OSU2-66-G _	Glass doors (non-locking)	\$4803
55OSU2-66-W _	Wood doors (non-locking) (shown)	\$5094
55OSU2-66-M _	Woven wire mesh grille doors (non-locking)	\$5548

Double unit hutch with three adjustable shelves per section, cornice top  
 \*\*properly fits on 66" wide lower unit  
 \*\*ships in three (3) pieces  
 15 1/2" x 65 1/2" x 50"H (250 lbs)  
 Optional locking doors (LK) - add \$60 list per set of doors



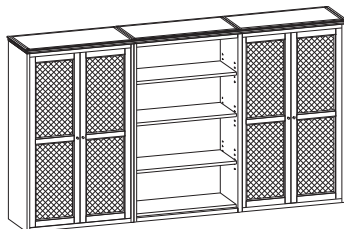
55OSU2-72-O	Open	\$4257
55OSU2-72-G _	Glass doors (non-locking)	\$5193
55OSU2-72-W _	Wood doors (non-locking)	\$5484
55OSU2-72-M _	Woven wire mesh grille doors (non-locking) (shown)	\$5938

Double unit hutch with three adjustable shelves per section, cornice top  
 \*\*properly fits on 72" wide lower unit  
 \*\*ships in three (3) pieces  
 15 1/2" x 71 1/2" x 50"H (275 lbs)  
 Optional locking doors (LK) - add \$60 list per set of doors



55OSU2-84-O	Open (shown)	\$4647
55OSU2-84-G _	Glass doors (non-locking)	\$5583
55OSU2-84-W _	Wood doors (non-locking)	\$5874
55OSU2-84-M _	Woven wire mesh grille doors (non-locking)	\$6328

Double unit hutch with three adjustable shelves per section, cornice top  
 \*\*properly fits on 84" wide lower unit  
 \*\*ships in three (3) pieces  
 15 1/2" x 83 1/2" x 50"H (300 lbs)  
 Optional locking doors (LK) - add \$60 list per set of doors



55OSU3-90-O _	Open	\$5112
55OSU3-90-G _	Glass doors (non-locking)	\$6906
55OSU3-90-GOG _	Glass doors/Open/Glass doors (non-locking)	\$6291
55OSU3-90-W _	Wood doors (non-locking)	\$7350
55OSU3-90-WOW _	Wood/Open/Wood doors (non-locking)	\$6584
55OSU3-90-M _	Woven wire mesh grille doors (non-locking)	\$7680
55OSU3-90-MOM _	Wire mesh/Open/Wire mesh (non-locking) (shown)	\$7068

Single unit hutch with three adjustable shelves per section, cornice top  
 \*\*properly fits on 90" wide lower unit  
 \*\*ships in four (4) pieces  
 15 1/2" x 89 1/2" x 50"H (350 lbs)  
 Optional locking doors (LK) - add \$60 list per set of doors

# GEORGIAN SERIES

List Price

## Transaction Counter - Desk



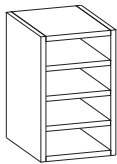
55TC72__	\$1204
55TC66__	\$1142
55TC60__	\$1118

## Transaction Counter - Return




55TCL88__ (shown)	\$1204
55TCR88__	
55TCL82__ (shown)	\$1179
55TCR82__	
55TCL76__ (shown)	\$1155
55TCR76__	
55TCL70__ (shown)	\$1130
55TCR70__	
55TCL64__ (shown)	\$1111
55TCR64__	
55TCL58__ (shown)	\$1086
55TCR58__	

## Accessories



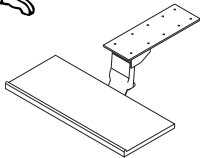
<b>55PSA</b> Portable work organizer, with three paper trays 15" x 12" x 17"H (20 lbs)	\$643
--	-------



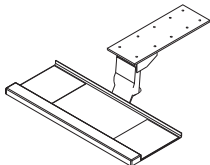
<b>55WB</b> Wastebasket, wooden 12" x 12" x 16"H (14 lbs)	\$578
---	-------



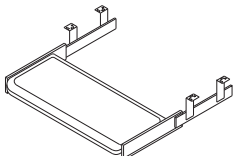
<b>55C</b> Costumer, turned post, solid wood 66"H (15 lbs)	\$584
--	-------



<b>AKPW</b> Articulating keyboard - leverless, 5" height adjustment, 25 degree tilt - 360 degree swivel, wooden keyboard tray - specify finish 11 1/4" x 21 1/2" x 2 3/4"H (25 lbs)	\$507
---	-------



<b>AKP</b> Articulating keyboard - leverless, with non-handed mouse pad, 5" height adjustment, 25 degree tilt - 360 degree swivel, black molded keyboard tray 11" x 25" x 2 3/4"H (21 lbs)	\$362
--	-------



<b>KD</b> Pull-out keyboard - leverless, black molded keyboard tray 10 5/8" x 21 1/2" x 3 5/8"H (8 lbs)	\$165
---	-------



<b>LH</b> Wire mgmt channel, 22" length - set of four, double sided velcro attachment	\$90
--	------