


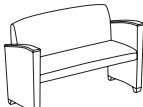
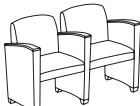



Product Features

- Tailored arm design accented with beautifully contoured armcaps
- Solid maple armcaps and legs
- Optional polyurethane and solid surface armcaps
- Heavy-duty construction

Notice:
Tariff surcharge no longer
applies to 2021 pricing.
Contact us for additional
information.

Please note new model # format:
SV1101 (new) | SV1401G4 (previous)

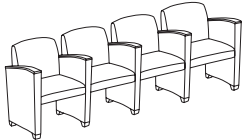
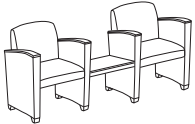
	Model # Description	Dimensions W"xD"xH"	Shipping	Pricing
	SV1101 SV1401G4 Guest Chair 400 lb. Capacity	Seat Height: 18	UPS/FedEx: Yes	Grade 2 \$ 968
		Arm Height: 26	Weight: 48	Grade 8 \$ 1,603
GSA SIN 33721		Overall: 26.5 x 26 x 32.5	Cube: 7.7	Gr 3/COM \$ 1,180
		Inside: 20 x 19 x 14.5	Cartons: 1	Grade 4 \$ 1,220
		COM Yardage: 4		Grade 5 \$ 1,272
				Grade 6 \$ 1,346
				Grade 7 \$ 1,454
				Grade 9 \$ 1,813
				Grade 10 \$ 2,094
				Grade 11 \$ 2,431
				Grade 12 \$ 2,869
				Grade 13 \$ 3,440
	SV1201 SV1601G4 Oversize Guest Chair 500 lb. Capacity	Seat Height: 18	UPS/FedEx: Yes	Grade 2 \$ 1,091
		Arm Height: 26	Weight: 53	Grade 8 \$ 1,885
GSA SIN 33721		Overall: 30.5 x 26 x 32.5	Cube: 8	Gr 3/COM \$ 1,355
		Inside: 24 x 19 x 14.5	Cartons: 1	Grade 4 \$ 1,406
		COM Yardage: 5		Grade 5 \$ 1,470
				Grade 6 \$ 1,564
				Grade 7 \$ 1,698
				Grade 9 \$ 2,147
				Grade 10 \$ 2,497
				Grade 11 \$ 2,919
				Grade 12 \$ 3,468
				Grade 13 \$ 4,181
	SV1401 SV1801G4 Bariatric Chair 750 lb. Capacity	Seat Height: 18	UPS/FedEx: Yes	Grade 2 \$ 1,465
		Arm Height: 26	Weight: 65	Grade 8 \$ 2,259
GSA SIN 339113H		Overall: 36.5 x 26 x 32.5	Cube: 27	Gr 3/COM \$ 1,729
		Inside: 30 x 19 x 14.5	Cartons: 2	Grade 4 \$ 1,780
		COM Yardage: 5		Grade 5 \$ 1,844
				Grade 6 \$ 1,938
				Grade 7 \$ 2,072
				Grade 9 \$ 2,521
				Grade 10 \$ 2,872
				Grade 11 \$ 3,293
				Grade 12 \$ 3,843
				Grade 13 \$ 4,555
	SV1501 SV1501G4 Loveseat	Seat Height: 18	UPS/FedEx: Yes	Grade 2 \$ 1,391
		Arm Height: 26	Weight: 75	Grade 8 \$ 2,185
GSA SIN 33721		Overall: 49.5 x 26 x 32.5	Cube: 32	Gr 3/COM \$ 1,655
		Inside: 43 x 19 x 14.5	Cartons: 2	Grade 4 \$ 1,706
		COM Yardage: 5.5		Grade 5 \$ 1,770
				Grade 6 \$ 1,863
				Grade 7 \$ 1,998
				Grade 9 \$ 2,446
				Grade 10 \$ 2,797
				Grade 11 \$ 3,219
				Grade 12 \$ 3,768
				Grade 13 \$ 4,481
	SV2103 SV2403G4 2 Seats w/ Center Arms	Seat Height: 18	UPS/FedEx: Yes	Grade 2 \$ 1,756
		Arm Height: 26	Weight: 88	Grade 8 \$ 2,867
GSA SIN 33721		Overall: 49.5 x 26 x 32.5	Cube: 13.8	Gr 3/COM \$ 2,126
		Inside: 20 x 19 x 14.5	Cartons: 2	Grade 4 \$ 2,197
		COM Yardage: 7		Grade 5 \$ 2,289
				Grade 6 \$ 2,418
				Grade 7 \$ 2,607
				Grade 9 \$ 3,234
				Grade 10 \$ 3,726
				Grade 11 \$ 4,316
				Grade 12 \$ 5,085
				Grade 13 \$ 6,082
	SV3103 SV3403G4 3 Seats w/ Center Arms	Seat Height: 18	UPS/FedEx: Yes	Grade 2 \$ 2,545
		Arm Height: 26	Weight: 128	Grade 8 \$ 4,092
GSA SIN 33721		Overall: 72.5 x 26 x 32.5	Cube: 19.9	Gr 3/COM \$ 3,060
		Inside: 20 x 19 x 14.5	Cartons: 3	Grade 4 \$ 3,159
		COM Yardage: 10		Grade 5 \$ 3,285
				Grade 6 \$ 3,466
				Grade 7 \$ 3,730
				Grade 9 \$ 4,603
				Grade 10 \$ 5,287
				Grade 11 \$ 6,111
				Grade 12 \$ 7,180
				Grade 13 \$ 8,571

Savoy


Please note new model # format:
SV4103 (new) | SV4403G4 (previous)

Product Features

- Tailored arm design accented with beautifully contoured armcaps
- Solid maple armcaps and legs
- Optional polyurethane and solid surface armcaps
- Heavy-duty construction

	Model # Description	Dimensions W"xD"xH"	Shipping	Pricing
 <p>SV4103 SV4403G4</p> <p>4 Seats w/ Center Arms</p> <p>GSA SIN 33721</p>	<p>Seat Height: 18</p> <p>Arm Height: 26</p> <p>Overall: 95.5 x 26 x 32.5</p> <p>Inside: 20 x 19 x 14.5</p> <p>COM Yardage: 13</p>	<p>UPS/FedEx: Yes</p> <p>Weight: 168</p> <p>Cube: 26</p> <p>Cartons: 4</p>	<p>Grade 2 \$ 3,334</p> <p>Grade 3/COM \$ 3,968</p> <p>Grade 4 \$ 4,089</p> <p>Grade 5 \$ 4,244</p> <p>Grade 6 \$ 4,467</p> <p>Grade 7 \$ 4,791</p>	<p>Grade 8 \$ 5,237</p> <p>Grade 9 \$ 5,866</p> <p>Grade 10 \$ 6,709</p> <p>Grade 11 \$ 7,722</p> <p>Grade 12 \$ 9,039</p> <p>Grade 13 \$ 10,749</p>
	<p>Seat Height: 18</p> <p>Arm Height: 26</p> <p>Overall: 118.5 x 26 x 32.5</p> <p>Inside: 20 x 19 x 14.5</p> <p>COM Yardage: 16</p>	<p>UPS/FedEx: Yes</p> <p>Weight: 208</p> <p>Cube: 32.1</p> <p>Cartons: 5</p>	<p>Grade 2 \$ 4,122</p> <p>Grade 3/COM \$ 4,914</p> <p>Grade 4 \$ 5,067</p> <p>Grade 5 \$ 5,261</p> <p>Grade 6 \$ 5,539</p> <p>Grade 7 \$ 5,944</p>	<p>Grade 8 \$ 6,502</p> <p>Grade 9 \$ 7,288</p> <p>Grade 10 \$ 8,341</p> <p>Grade 11 \$ 9,608</p> <p>Grade 12 \$ 11,253</p> <p>Grade 13 \$ 13,392</p>
 <p>SV2201 SV2411G4</p> <p>2 Seats w/ Connecting Center Table</p> <p>GSA SIN 33721</p>	<p>Seat Height: 18</p> <p>Arm Height: 26</p> <p>Overall: 73 x 26 x 32.5</p> <p>Inside: 30 x 19 x 14.5</p> <p>COM Yardage: 8</p>	<p>UPS/FedEx: Yes</p> <p>Weight: 97</p> <p>Cube: 15.1</p> <p>Cartons: 3</p>	<p>Grade 2 \$ 2,207</p> <p>Grade 3/COM \$ 2,631</p> <p>Grade 4 \$ 2,711</p> <p>Grade 5 \$ 2,815</p> <p>Grade 6 \$ 2,963</p> <p>Grade 7 \$ 3,179</p>	<p>Grade 8 \$ 3,477</p> <p>Grade 9 \$ 3,897</p> <p>Grade 10 \$ 4,459</p> <p>Grade 11 \$ 5,133</p> <p>Grade 12 \$ 6,009</p> <p>Grade 13 \$ 7,151</p>


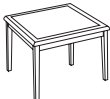


Options for Savoy Chairs

	<p>Armcap Choices</p>	<p>Solid Maple</p> <p>Select any wood finish from page 6</p>	<p>No additional charge</p>
		<p>Polyurethane</p> <p>Black only</p>	<p>No additional charge</p>
		<p>Solid Surface</p> <p>Select any solid surface material from page 6</p> <p>GSA SIN 33721</p>	<p>\$ 259 per set / \$129 each additional</p>

Product Features

- Solid maple legs and frame
- Tabletops feature high pressure laminate inserts
- Optional power unit available

Please note new model # format:
SV0620 (new) | SV1250T5 (previous)

	Model # Description	Dimensions W"xD"xH"	Shipping	Pricing
	SV0620 SV1250T5 End Table	Overall: 20 x 20 x 20.5	UPS/FedEx: Yes Weight: 23 Cube: 1.8 Cartons: 1	\$ 436
GSA SIN 33721				
	SV0624 SV1350T5 Corner Table	Overall: 24 x 24 x 20.5	UPS/FedEx: Yes Weight: 32 Cube: 2.4 Cartons: 1	\$ 508
GSA SIN 33721				
	SV0840 SV1450T5 Coffee Table	Overall: 40 x 20 x 16.5	UPS/FedEx: Yes Weight: 35 Cube: 2.3 Cartons: 1	\$ 562
GSA SIN 33721				
	SV0020 SV0290T1 Connecting Center Table	Overall: 20 x 20 x 15	UPS/FedEx: Yes Weight: 15 Cube: 1.3 Cartons: 1	\$ 271
GSA SIN 33721				

Options for Savoy Tables



GSA SIN 33721

Power

PWT2

Flip-up, flush mounted power unit in brushed steel. Includes 2 grounded AC outlets, 1 USB charging port and 1 ethernet port. Installed in the rear center of all tables unless otherwise requested.

\$ 467