
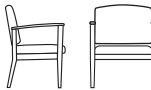






Notice:
Tariff surcharge no longer
applies to 2021 pricing.
Contact us for additional
information.

Product Features

- Elegant, uncomplicated design
- Generous cleanout space between seat and back
- Wallsaver design
- Optional polyurethane and solid surface arm pads


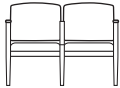
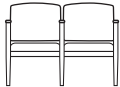
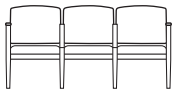
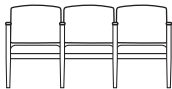
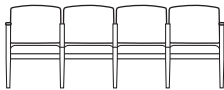
Please note new model # format:
AW1101 (new) | AW1401G5 (previous)

	Model # Description	Dimensions W"xD"xH"	Shipping	Pricing																								
 GSA SIN 33721	AW1101 AW1401G5 Guest Chair 300 lb. Capacity	Seat Height: 18.5 Arm Height: 27 Overall: 24 x 23.5 x 33 Inside: 19.5 x 18 x 15 COM Yardage: 1.5	UPS/FedEx: Yes Weight: 25 Cube: 5.6 Cartons: 1	<table border="1"> <tr><td>Grade 2</td><td>\$ 678</td><td>Grade 8</td><td>\$ 890</td></tr> <tr><td>Gr 3/COM</td><td>\$ 749</td><td>Grade 9</td><td>\$ 959</td></tr> <tr><td>Grade 4</td><td>\$ 762</td><td>Grade 10</td><td>\$ 1,053</td></tr> <tr><td>Grade 5</td><td>\$ 780</td><td>Grade 11</td><td>\$ 1,165</td></tr> <tr><td>Grade 6</td><td>\$ 805</td><td>Grade 12</td><td>\$ 1,311</td></tr> <tr><td>Grade 7</td><td>\$ 841</td><td>Grade 13</td><td>\$ 1,501</td></tr> </table>	Grade 2	\$ 678	Grade 8	\$ 890	Gr 3/COM	\$ 749	Grade 9	\$ 959	Grade 4	\$ 762	Grade 10	\$ 1,053	Grade 5	\$ 780	Grade 11	\$ 1,165	Grade 6	\$ 805	Grade 12	\$ 1,311	Grade 7	\$ 841	Grade 13	\$ 1,501
		Grade 2	\$ 678	Grade 8	\$ 890																							
Gr 3/COM	\$ 749	Grade 9	\$ 959																									
Grade 4	\$ 762	Grade 10	\$ 1,053																									
Grade 5	\$ 780	Grade 11	\$ 1,165																									
Grade 6	\$ 805	Grade 12	\$ 1,311																									
Grade 7	\$ 841	Grade 13	\$ 1,501																									
 GSA SIN 33721	AW1201 AW1601G5 Oversize Guest Chair 400 lb. Capacity	Seat Height: 18.5 Arm Height: 27 Overall: 26 x 23.5 x 33 Inside: 21.5 x 18 x 15 COM Yardage: 1.5	UPS/FedEx: Yes Weight: 28 Cube: 5.6 Cartons: 1	<table border="1"> <tr><td>Grade 2</td><td>\$ 785</td><td>Grade 8</td><td>\$ 1,024</td></tr> <tr><td>Gr 3/COM</td><td>\$ 865</td><td>Grade 9</td><td>\$ 1,102</td></tr> <tr><td>Grade 4</td><td>\$ 881</td><td>Grade 10</td><td>\$ 1,207</td></tr> <tr><td>Grade 5</td><td>\$ 900</td><td>Grade 11</td><td>\$ 1,335</td></tr> <tr><td>Grade 6</td><td>\$ 928</td><td>Grade 12</td><td>\$ 1,499</td></tr> <tr><td>Grade 7</td><td>\$ 968</td><td>Grade 13</td><td>\$ 1,713</td></tr> </table>	Grade 2	\$ 785	Grade 8	\$ 1,024	Gr 3/COM	\$ 865	Grade 9	\$ 1,102	Grade 4	\$ 881	Grade 10	\$ 1,207	Grade 5	\$ 900	Grade 11	\$ 1,335	Grade 6	\$ 928	Grade 12	\$ 1,499	Grade 7	\$ 968	Grade 13	\$ 1,713
		Grade 2	\$ 785	Grade 8	\$ 1,024																							
Gr 3/COM	\$ 865	Grade 9	\$ 1,102																									
Grade 4	\$ 881	Grade 10	\$ 1,207																									
Grade 5	\$ 900	Grade 11	\$ 1,335																									
Grade 6	\$ 928	Grade 12	\$ 1,499																									
Grade 7	\$ 968	Grade 13	\$ 1,713																									
 GSA SIN 33721	AW1102 AW1402G5 Armless Guest Chair	Seat Height: 18.5 Overall: 23 x 23.5 x 33 COM Yardage: 1.5	UPS/FedEx: Yes Weight: 24 Cube: 5.6 Cartons: 1	<table border="1"> <tr><td>Grade 2</td><td>\$ 678</td><td>Grade 8</td><td>\$ 890</td></tr> <tr><td>Gr 3/COM</td><td>\$ 749</td><td>Grade 9</td><td>\$ 959</td></tr> <tr><td>Grade 4</td><td>\$ 762</td><td>Grade 10</td><td>\$ 1,053</td></tr> <tr><td>Grade 5</td><td>\$ 780</td><td>Grade 11</td><td>\$ 1,165</td></tr> <tr><td>Grade 6</td><td>\$ 805</td><td>Grade 12</td><td>\$ 1,311</td></tr> <tr><td>Grade 7</td><td>\$ 841</td><td>Grade 13</td><td>\$ 1,501</td></tr> </table>	Grade 2	\$ 678	Grade 8	\$ 890	Gr 3/COM	\$ 749	Grade 9	\$ 959	Grade 4	\$ 762	Grade 10	\$ 1,053	Grade 5	\$ 780	Grade 11	\$ 1,165	Grade 6	\$ 805	Grade 12	\$ 1,311	Grade 7	\$ 841	Grade 13	\$ 1,501
		Grade 2	\$ 678	Grade 8	\$ 890																							
Gr 3/COM	\$ 749	Grade 9	\$ 959																									
Grade 4	\$ 762	Grade 10	\$ 1,053																									
Grade 5	\$ 780	Grade 11	\$ 1,165																									
Grade 6	\$ 805	Grade 12	\$ 1,311																									
Grade 7	\$ 841	Grade 13	\$ 1,501																									
 GSA SIN 339113H	AW1161 AW1491G5 Hip Chair Guest	Seat Height: 24.5 Arm Height: 33 Overall: 24 x 23.5 x 39 Inside: 19.5 x 18 x 15 COM Yardage: 1.5	UPS/FedEx: Yes Weight: 32 Cube: 6.9 Cartons: 1	<table border="1"> <tr><td>Grade 2</td><td>\$ 829</td><td>Grade 8</td><td>\$ 1,041</td></tr> <tr><td>Gr 3/COM</td><td>\$ 900</td><td>Grade 9</td><td>\$ 1,110</td></tr> <tr><td>Grade 4</td><td>\$ 913</td><td>Grade 10</td><td>\$ 1,203</td></tr> <tr><td>Grade 5</td><td>\$ 931</td><td>Grade 11</td><td>\$ 1,315</td></tr> <tr><td>Grade 6</td><td>\$ 955</td><td>Grade 12</td><td>\$ 1,462</td></tr> <tr><td>Grade 7</td><td>\$ 991</td><td>Grade 13</td><td>\$ 1,651</td></tr> </table>	Grade 2	\$ 829	Grade 8	\$ 1,041	Gr 3/COM	\$ 900	Grade 9	\$ 1,110	Grade 4	\$ 913	Grade 10	\$ 1,203	Grade 5	\$ 931	Grade 11	\$ 1,315	Grade 6	\$ 955	Grade 12	\$ 1,462	Grade 7	\$ 991	Grade 13	\$ 1,651
		Grade 2	\$ 829	Grade 8	\$ 1,041																							
Gr 3/COM	\$ 900	Grade 9	\$ 1,110																									
Grade 4	\$ 913	Grade 10	\$ 1,203																									
Grade 5	\$ 931	Grade 11	\$ 1,315																									
Grade 6	\$ 955	Grade 12	\$ 1,462																									
Grade 7	\$ 991	Grade 13	\$ 1,651																									
 GSA SIN 339113H	AW1261 AW1691G5 Hip Chair Oversize	Seat Height: 24.5 Arm Height: 33 Overall: 26 x 23.5 x 39 Inside: 21.5 x 18 x 15 COM Yardage: 2.5	UPS/FedEx: Yes Weight: 35 Cube: 6.9 Cartons: 1	<table border="1"> <tr><td>Grade 2</td><td>\$ 931</td><td>Grade 8</td><td>\$ 1,169</td></tr> <tr><td>Gr 3/COM</td><td>\$ 1,010</td><td>Grade 9</td><td>\$ 1,248</td></tr> <tr><td>Grade 4</td><td>\$ 1,026</td><td>Grade 10</td><td>\$ 1,353</td></tr> <tr><td>Grade 5</td><td>\$ 1,045</td><td>Grade 11</td><td>\$ 1,480</td></tr> <tr><td>Grade 6</td><td>\$ 1,073</td><td>Grade 12</td><td>\$ 1,644</td></tr> <tr><td>Grade 7</td><td>\$ 1,113</td><td>Grade 13</td><td>\$ 1,858</td></tr> </table>	Grade 2	\$ 931	Grade 8	\$ 1,169	Gr 3/COM	\$ 1,010	Grade 9	\$ 1,248	Grade 4	\$ 1,026	Grade 10	\$ 1,353	Grade 5	\$ 1,045	Grade 11	\$ 1,480	Grade 6	\$ 1,073	Grade 12	\$ 1,644	Grade 7	\$ 1,113	Grade 13	\$ 1,858
		Grade 2	\$ 931	Grade 8	\$ 1,169																							
Gr 3/COM	\$ 1,010	Grade 9	\$ 1,248																									
Grade 4	\$ 1,026	Grade 10	\$ 1,353																									
Grade 5	\$ 1,045	Grade 11	\$ 1,480																									
Grade 6	\$ 1,073	Grade 12	\$ 1,644																									
Grade 7	\$ 1,113	Grade 13	\$ 1,858																									
 Open Market	AW1108 AW1431G5 Patient Chair High Back	Seat Height: 24.5 Arm Height: 33 Overall: 24 x 23.5 x 39 Inside: 19.5 x 18 x 15 COM Yardage: 2.5	UPS/FedEx: Yes Weight: 28 Cube: 6.2 Cartons: 1	<table border="1"> <tr><td>Grade 2</td><td>\$ 811</td><td>Grade 8</td><td>\$ 1,168</td></tr> <tr><td>Gr 3/COM</td><td>\$ 930</td><td>Grade 9</td><td>\$ 1,286</td></tr> <tr><td>Grade 4</td><td>\$ 953</td><td>Grade 10</td><td>\$ 1,444</td></tr> <tr><td>Grade 5</td><td>\$ 983</td><td>Grade 11</td><td>\$ 1,635</td></tr> <tr><td>Grade 6</td><td>\$ 1,024</td><td>Grade 12</td><td>\$ 1,882</td></tr> <tr><td>Grade 7</td><td>\$ 1,084</td><td>Grade 13</td><td>\$ 2,202</td></tr> </table>	Grade 2	\$ 811	Grade 8	\$ 1,168	Gr 3/COM	\$ 930	Grade 9	\$ 1,286	Grade 4	\$ 953	Grade 10	\$ 1,444	Grade 5	\$ 983	Grade 11	\$ 1,635	Grade 6	\$ 1,024	Grade 12	\$ 1,882	Grade 7	\$ 1,084	Grade 13	\$ 2,202
		Grade 2	\$ 811	Grade 8	\$ 1,168																							
Gr 3/COM	\$ 930	Grade 9	\$ 1,286																									
Grade 4	\$ 953	Grade 10	\$ 1,444																									
Grade 5	\$ 983	Grade 11	\$ 1,635																									
Grade 6	\$ 1,024	Grade 12	\$ 1,882																									
Grade 7	\$ 1,084	Grade 13	\$ 2,202																									

Product Features

- Elegant, uncomplicated design
- Generous cleanout space between seat and back
- Wallsaver design
- Optional polyurethane and solid surface armpads

Please note new model # format:
AW1208 (new) | AW1631G5 (previous)

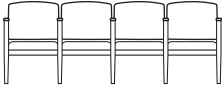
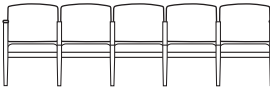
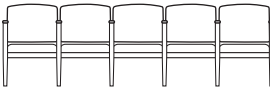
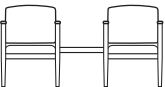
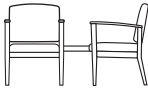
	Model # Description	Dimensions W"xD"xH"	Shipping	Pricing
 Open Market	AW1208 AW1631G5 Patient Oversize Chair High Back	Seat Height: 24.5	UPS/FedEx: Yes	Grade 2 \$ 937
		Arm Height: 33	Weight: 31	Grade 8 \$ 1,335
		Overall: 26 x 23.5 x 39	Cube: 6.2	Gr 3/COM \$ 1,070
		Inside: 21.5 x 18 x 15	Cartons: 1	Grade 4 \$ 1,095
		COM Yardage: 2.75		Grade 5 \$ 1,127
				Grade 6 \$ 1,173
				Grade 7 \$ 1,241
				Grade 9 \$ 1,465
				Grade 10 \$ 1,641
				Grade 11 \$ 1,852
				Grade 12 \$ 2,126
				Grade 13 \$ 2,483
 GSA SIN 33721	AW2101 AW2401G5 2 Seat Sofa	Seat Height: 18.5	UPS/FedEx: Yes	Grade 2 \$ 1,315
		Arm Height: 27	Weight: 42	Grade 8 \$ 1,739
		Overall: 45.5 x 23.5 x 33	Cube: 10.1	Gr 3/COM \$ 1,458
		Inside: 41 x 18 x 15	Cartons: 1	Grade 4 \$ 1,483
		COM Yardage: 3		Grade 5 \$ 1,519
				Grade 6 \$ 1,568
				Grade 7 \$ 1,640
				Grade 9 \$ 1,877
				Grade 10 \$ 2,064
				Grade 11 \$ 2,289
				Grade 12 \$ 2,581
				Grade 13 \$ 2,961
 GSA SIN 33721	AW2103 AW2403G5 2 Seats w/ Center Arm	Seat Height: 18.5	UPS/FedEx: Yes	Grade 2 \$ 1,315
		Arm Height: 27	Weight: 43	Grade 8 \$ 1,739
		Overall: 45.5 x 23.5 x 33	Cube: 10.1	Gr 3/COM \$ 1,458
		Inside: 19.5 x 18 x 15	Cartons: 1	Grade 4 \$ 1,483
		COM Yardage: 3		Grade 5 \$ 1,519
				Grade 6 \$ 1,568
				Grade 7 \$ 1,640
				Grade 9 \$ 1,877
				Grade 10 \$ 2,064
				Grade 11 \$ 2,289
				Grade 12 \$ 2,581
				Grade 13 \$ 2,961
 GSA SIN 33721	AW3101 AW3401G5 3 Seat Sofa	Seat Height: 18.5	UPS/FedEx: Yes	Grade 2 \$ 1,953
		Arm Height: 27	Weight: 57	Grade 8 \$ 2,589
		Overall: 67 x 23.5 x 33	Cube: 10.1	Gr 3/COM \$ 2,166
		Inside: 62.5 x 18 x 15	Cartons: 1	Grade 4 \$ 2,204
		COM Yardage: 4.5		Grade 5 \$ 2,258
				Grade 6 \$ 2,331
				Grade 7 \$ 2,439
				Grade 9 \$ 2,795
				Grade 10 \$ 3,075
				Grade 11 \$ 3,412
				Grade 12 \$ 3,851
				Grade 13 \$ 4,420
 GSA SIN 33721	AW3103 AW3403G5 3 Seats w/ Center Arms	Seat Height: 18.5	UPS/FedEx: Yes	Grade 2 \$ 1,953
		Arm Height: 27	Weight: 59	Grade 8 \$ 2,589
		Overall: 67 x 23.5 x 33	Cube: 10.1	Gr 3/COM \$ 2,166
		Inside: 19.5 x 18 x 15	Cartons: 1	Grade 4 \$ 2,204
		COM Yardage: 4.5		Grade 5 \$ 2,258
				Grade 6 \$ 2,331
				Grade 7 \$ 2,439
				Grade 9 \$ 2,795
				Grade 10 \$ 3,075
				Grade 11 \$ 3,412
				Grade 12 \$ 3,851
				Grade 13 \$ 4,420
 GSA SIN 33721	AW4101 AW4401G5 4 Seat Sofa	Seat Height: 18.5	UPS/FedEx: Yes	Grade 2 \$ 2,590
		Arm Height: 27	Weight: 74	Grade 8 \$ 3,438
		Overall: 88.5 x 23.5 x 33	Cube: 15.7	Gr 3/COM \$ 2,874
		Inside: 84 x 18 x 15	Cartons: 2	Grade 4 \$ 2,925
		COM Yardage: 6		Grade 5 \$ 2,997
				Grade 6 \$ 3,094
				Grade 7 \$ 3,238
				Grade 9 \$ 3,713
				Grade 10 \$ 4,086
				Grade 11 \$ 4,536
				Grade 12 \$ 5,121
				Grade 13 \$ 5,880

Amherst Wood


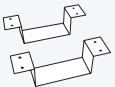
Product Features

- Elegant, uncomplicated design
- Generous cleanout space between seat and back
- Wallsaver design
- Optional polyurethane and solid surface armpads

Please note new model # format:
AW4103 (new) | AW4403G5 (previous)

	Model # Description	Dimensions W"xD"xH"	Shipping	Pricing
	AW4103 AW4403G5 4 Seats w/ Center Arms	Seat Height: 18.5 Arm Height: 27 Overall: 88.5 x 23.5 x 33 Inside: 19.5 x 18 x 15 COM Yardage: 5	UPS/FedEx: Yes Weight: 77 Cube: 15.7 Cartons: 2	Grade 2 \$ 2,590 Grade 3/COM \$ 2,874 Grade 4 \$ 2,925 Grade 5 \$ 2,997 Grade 6 \$ 3,094 Grade 7 \$ 3,238 Grade 8 \$ 3,438 Grade 9 \$ 3,713 Grade 10 \$ 4,086 Grade 11 \$ 4,536 Grade 12 \$ 5,121 Grade 13 \$ 5,880
GSA SIN 33721				
	AW5101 AW5401G5 5 Seat Sofa	Seat Height: 18.5 Arm Height: 27 Overall: 110 x 23.5 x 33 Inside: 105.5 x 18 x 15 COM Yardage: 7.5	UPS/FedEx: Yes Weight: 89 Cube: 20.2 Cartons: 2	Grade 2 \$ 3,227 Grade 3/COM \$ 3,582 Grade 4 \$ 3,645 Grade 5 \$ 3,735 Grade 6 \$ 3,857 Grade 7 \$ 4,038 Grade 8 \$ 4,287 Grade 9 \$ 4,631 Grade 10 \$ 5,098 Grade 11 \$ 5,659 Grade 12 \$ 6,391 Grade 13 \$ 7,339
GSA SIN 33721				
	AW5103 AW5403G5 5 Seats w/ Center Arms	Seat Height: 18.5 Arm Height: 27 Overall: 110 x 23.5 x 33 Inside: 19.5 x 18 x 15 COM Yardage: 7.5	UPS/FedEx: Yes Weight: 93 Cube: 20.2 Cartons: 2	Grade 2 \$ 3,227 Grade 3/COM \$ 3,582 Grade 4 \$ 3,645 Grade 5 \$ 3,735 Grade 6 \$ 3,857 Grade 7 \$ 4,038 Grade 8 \$ 4,287 Grade 9 \$ 4,631 Grade 10 \$ 5,098 Grade 11 \$ 5,659 Grade 12 \$ 6,391 Grade 13 \$ 7,339
GSA SIN 33721				
	AW2201 AW2411G5 2 Chairs w/ Connecting Center Table	Seat Height: 18.5 Arm Height: 27 Overall: 68 x 23.5 x 33 Inside: 19.5 x 18 x 15 COM Yardage: 3	UPS/FedEx: Yes Weight: 63 Cube: 11.4 Cartons: 2	Grade 2 \$ 1,587 Grade 3/COM \$ 1,729 Grade 4 \$ 1,754 Grade 5 \$ 1,790 Grade 6 \$ 1,839 Grade 7 \$ 1,911 Grade 8 \$ 2,011 Grade 9 \$ 2,149 Grade 10 \$ 2,335 Grade 11 \$ 2,560 Grade 12 \$ 2,852 Grade 13 \$ 3,232
GSA SIN 33721				
	AW2301 AW2421G5 2 Chairs w/ Connecting Corner Table	Seat Height: 18.5 Arm Height: 27 Overall: 56 x 56 x 33 Inside: 19.5 x 18 x 15 COM Yardage: 3	UPS/FedEx: Yes Weight: 78 Cube: 12.5 Cartons: 2	Grade 2 \$ 1,715 Grade 3/COM \$ 1,857 Grade 4 \$ 1,883 Grade 5 \$ 1,919 Grade 6 \$ 1,967 Grade 7 \$ 2,039 Grade 8 \$ 2,139 Grade 9 \$ 2,277 Grade 10 \$ 2,463 Grade 11 \$ 2,688 Grade 12 \$ 2,981 Grade 13 \$ 3,360
GSA SIN 33721				

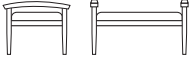
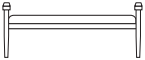
Options for Amherst Wood Chairs

	Armpads	Polyurethane	Black only	\$ 53 per set / \$27 each additional
		Solid Surface	Select any solid surface material from page 6	\$ 127 per set / \$64 each additional
GSA SIN 33721				
	Ganging Brackets	Set of 2 brackets for connecting 2 chairs. Black. Brackets space chairs approximately 1 1/2" apart. Suitable for Guest, Armless, Oversize, Hip and Patient Chairs.		\$ 36 per set
	UV0090			
GSA SIN 33721				


Product Features

- Elegant, uncomplicated design
- Solid maple frame construction
- Optional polyurethane and solid surface armpads

Please note new model # format:
AW2001 (new) | AW1005B5 (previous)

	Model # Description	Dimensions W"xD"xH"	Shipping	Pricing																								
 GSA SIN 33721	AW2001 AW1005B5 2 Seat Bench	Seat Height: 19 Overall: 49 x 21 x 21 COM Yardage: 1.75	UPS/FedEx: Yes Weight: 46 Cube: 7.4 Cartons: 1	<table border="1"> <tr> <td>Grade 2</td><td>\$ 827</td> <td>Grade 8</td><td>\$ 1,065</td> </tr> <tr> <td>Gr 3/COM</td><td>\$ 906</td> <td>Grade 9</td><td>\$ 1,144</td> </tr> <tr> <td>Grade 4</td><td>\$ 922</td> <td>Grade 10</td><td>\$ 1,249</td> </tr> <tr> <td>Grade 5</td><td>\$ 941</td> <td>Grade 11</td><td>\$ 1,376</td> </tr> <tr> <td>Grade 6</td><td>\$ 969</td> <td>Grade 12</td><td>\$ 1,540</td> </tr> <tr> <td>Grade 7</td><td>\$ 1,009</td> <td>Grade 13</td><td>\$ 1,754</td> </tr> </table>	Grade 2	\$ 827	Grade 8	\$ 1,065	Gr 3/COM	\$ 906	Grade 9	\$ 1,144	Grade 4	\$ 922	Grade 10	\$ 1,249	Grade 5	\$ 941	Grade 11	\$ 1,376	Grade 6	\$ 969	Grade 12	\$ 1,540	Grade 7	\$ 1,009	Grade 13	\$ 1,754
		Grade 2	\$ 827	Grade 8	\$ 1,065																							
Gr 3/COM	\$ 906	Grade 9	\$ 1,144																									
Grade 4	\$ 922	Grade 10	\$ 1,249																									
Grade 5	\$ 941	Grade 11	\$ 1,376																									
Grade 6	\$ 969	Grade 12	\$ 1,540																									
Grade 7	\$ 1,009	Grade 13	\$ 1,754																									
 GSA SIN 33721	AW3001 AW1006B5 3 Seat Bench	Seat Height: 19 Overall: 71 x 21 x 21 COM Yardage: 2.25	UPS/FedEx: Yes Weight: 60 Cube: 10.7 Cartons: 1	<table border="1"> <tr> <td>Grade 2</td><td>\$ 1,155</td> <td>Grade 8</td><td>\$ 1,513</td> </tr> <tr> <td>Gr 3/COM</td><td>\$ 1,274</td> <td>Grade 9</td><td>\$ 1,630</td> </tr> <tr> <td>Grade 4</td><td>\$ 1,297</td> <td>Grade 10</td><td>\$ 1,788</td> </tr> <tr> <td>Grade 5</td><td>\$ 1,327</td> <td>Grade 11</td><td>\$ 1,979</td> </tr> <tr> <td>Grade 6</td><td>\$ 1,368</td> <td>Grade 12</td><td>\$ 2,226</td> </tr> <tr> <td>Grade 7</td><td>\$ 1,429</td> <td>Grade 13</td><td>\$ 2,546</td> </tr> </table>	Grade 2	\$ 1,155	Grade 8	\$ 1,513	Gr 3/COM	\$ 1,274	Grade 9	\$ 1,630	Grade 4	\$ 1,297	Grade 10	\$ 1,788	Grade 5	\$ 1,327	Grade 11	\$ 1,979	Grade 6	\$ 1,368	Grade 12	\$ 2,226	Grade 7	\$ 1,429	Grade 13	\$ 2,546
		Grade 2	\$ 1,155	Grade 8	\$ 1,513																							
Gr 3/COM	\$ 1,274	Grade 9	\$ 1,630																									
Grade 4	\$ 1,297	Grade 10	\$ 1,788																									
Grade 5	\$ 1,327	Grade 11	\$ 1,979																									
Grade 6	\$ 1,368	Grade 12	\$ 2,226																									
Grade 7	\$ 1,429	Grade 13	\$ 2,546																									

Options for Amherst Wood Benches




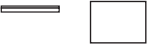
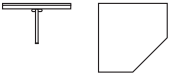
 GSA SIN 33721	Armpads	Polyurethane	Black only	\$ 53 per set
		Solid Surface	Select any solid surface material from page 6	

Amherst Wood


Product Features

- Solid maple legs and tabletops
- Traditionally radiused edge profile
- Optional power unit available

Please note new model # format:
AW0620 (new) | AW1275T5 (previous)

	Model # Description	Dimensions W"xD"xH"	Shipping	Pricing
 GSA SIN 33721	AW0620 AW1275T5 End Table	Overall: 20 x 20 x 20	UPS/FedEx: Yes Weight: 21 Cube: 1.8 Cartons: 1	\$ 409
 GSA SIN 33721	AW0624 AW1375T5 Corner Table	Overall: 24 x 24 x 20	UPS/FedEx: Yes Weight: 26 Cube: 2.6 Cartons: 1	\$ 488
 GSA SIN 33721	AW0840 AW1475T5 Coffee Table	Overall: 40 x 20 x 16	UPS/FedEx: Yes Weight: 30 Cube: 2.3 Cartons: 1	\$ 544
 GSA SIN 33721	AW0020 AW0295T1 Connecting Center Table	Overall: 20 x 20 x 15	UPS/FedEx: Yes Weight: 13 Cube: 1.2 Cartons: 1	\$ 230
 GSA SIN 33721	AW0030 AW0595T1 Connecting Corner Table	Overall: 30 x 30 x 15	UPS/FedEx: Yes Weight: 28 Cube: 2.4 Cartons: 1	\$ 358

Options for Amherst Wood Tables

 GSA SIN 33721	Power PWT2	Flip-up, flush mounted power unit in brushed steel. Includes 2 grounded AC outlets, 1 USB charging port and 1 ethernet port. Installed in the rear center of all tables unless otherwise requested.	\$ 467
---	-----------------------------	---	---------------